

ACCESS SERVICE

Regulations, Rates and Charges applying to the provision of Access Service within a Local Access Transport Area (LATA) or equivalent Market Area for connection to interstate communications facilities for Interstate Customers within the operating territories of Windstream Issuing Carriers listed on Title Pages 2 and 3.

Access Services are provided by means of wire, fiber optics, radio or any other suitable technology or combination thereof.

*This entire Tariff cancels the Windstream Telephone System Tariff F.C.C. No. 1, Windstream Telephone System Tariff F.C.C. No. 3 and Valor Telecommunications Enterprises LLC Tariff F.C.C. No. 1, in it's entirety effective January 3, 2009 and is filed under authority of Special Permission No. 08-026.

*This tariff is issued under authority of Special Permission No. 10-028 of the Federal Communications Commission and cancels the Iowa Telecommunications Services, Inc. d/b/a Iowa Telecom Tariff F.C.C. No. 1. (N)
(N)
(N)

(TR44)

Issued: December 17, 2010

Effective: January 1, 2011

V.P. - Tariffs
Windstream Telephone Services Corporation
4001 Rodney Parham Rd.
Little Rock, AR 72212

ACCESS SERVICE

ISSUING CARRIERS

Windstream North Carolina, Inc.
131 Matthews St.
Matthews, NC 28106-0428

Windstream Florida, Inc.
206 White Avenue S.E.
Live Oak, FL 32060

Windstream Georgia Communications Corporation
906 Vista Drive
Dalton, GA 30722

Georgia Windstream Telecom Inc.
906 Vista Drive
Dalton, GA 72203

Windstream Kentucky West, Inc.
229 Lees Valley Road
Shepardsville, KY 40165

Windstream New York, Inc. - Fulton
108 S. Second Street
Fulton, NY 13069

Windstream New York, Inc. - Jamestown
201 E. Fourth St.
Jamestown, NY 14701

Windstream New York, Inc. - Red Jacket
201 E. Fourth St.
Jamestown, NY 14701

Oklahoma Windstream, Inc.
101 Kerr Avenue
Poteau, OK 74953

Windstream Pennsylvania, Inc.
201 North Jefferson Street
Kittanning, PA 16201-0300

Windstream Sugar Land, Inc.
14141 Southwest Freeway
Sugar Land, TX 77487

Windstream Georgia, Inc.
45 Georgia Ave.
Commerce, GA 30529

Windstream Mississippi
101 Lewis Street
Florence, MS 39073

Windstream Missouri
1705 South Lillian
Bolivar, MO 65613

(TR19)

Issued: December 19, 2008

Effective: January 3, 2009

V.P. - Tariffs
Windstream Telephone Services Corporation
4001 Rodney Parham Rd.
Little Rock, AR 72212

ACCESS SERVICE

ISSUING CARRIERS

Windstream Oklahoma
Martin and Old Hwy 7
Velma, OK 73091

Windstream South Carolina
106 North Church St.
Lexington, SC 29072

Windstream Western Reserve, Inc.
245 North Main St.
Hudson, OH 44236

Windstream Alabama, Inc.
624 First Avenue
Leeds, Alabama 35094

Texas Windstream
117 East Oak Street
Nocona, Texas 76255

Windstream Arkansas, Inc.
4001 Rodney Parham Rd.
Little Rock, AR 72212

Windstream Ohio, Inc.
50 Executive Parkway
Hudson, Ohio 44236-0827

Windstream Standard, Inc.
906 Vista Drive
Dalton, GA 30722

(C)
(C)

Windstream Communications Kerrville, L.P.
400 West 15th Street, Suite 440
Austin, TX 78701

(C)
(C)

Windstream Concord, Inc.
131 Matthews St.
Matthews, NC 28106-0428

(C)
(C)

Windstream Nebraska, Inc.
1440 M Street
Lincoln, NE 68508

Windstream Kentucky East, Inc.
230 Lexington Green Circle
Suite 605
Lexington, Kentucky 40588

Valor Telecommunications of Texas, LP
400 West 15th Street, Suite 440
Austin, TX 78701

(C)
(C)
(C)

Windstream Lexcom, Inc.
131 Matthews St.
Matthews, NC 28106-0428

(C)
(C)

(TR49)

Issued: September 16, 2011

Effective: October 1, 2011

V.P. - Tariffs
Windstream Telephone Services Corporation
4001 Rodney Parham Rd.
Little Rock, AR 72212

ACCESS SERVICE

ISSUING CARRIERS

Windstream Iowa Communications, Inc. - North #1167
17 South High Street, Suite 750 (C)
Columbus, OH 43215 (C)

Windstream Iowa Communications, Inc. - Systems #1170
17 South High Street, Suite 750 (C)
Columbus, OH 43215 (C)

Windstream Iowa Communications, Inc. #1178
17 South High Street, Suite 750 (C)
Columbus, OH 43215 (C)

Windstream Lakedale, Inc. #1414
9938 State Hwy 55 NW
Annandale, MN 55302

Windstream Lakedale, Inc. - Connections #1482
9938 State Hwy 55 NW
Annandale, MN 55302

(TR49)

Issued: September 16, 2011

Effective: October 1, 2011

V.P. - Tariffs
Windstream Telephone Services Corporation
4001 Rodney Parham Rd.
Little Rock, AR 72212

ACCESS SERVICE

CHECK SHEET

Title Pages 1 to 4 and Pages 1 to 22-41 inclusive of this tariff are effective as of the date shown. Original and revised pages as named below and Supplement No. 1 contain all changes from the original tariff that are in effect on the date hereof.

Page	Number of Revision Except as Indicated	Page	Number of Revision Except as Indicated	Page	Number of Revision Except as Indicated
Title Page 1	1 st	7-4	1 st	7-81	1 st
Title Page 3	2 nd	7-6	1 st	7-82	Original
Title Page 4	2 nd	7-7	Original	7-83	Original
1	95 th *	7-11	1 st	7-84	Original
2	20 th	7-12	1 st	7-85	Original
3	1 st	7-14.1	3 rd	7-86	Original
16	1 st	7-15	1 st	7-87	Original
18	1 st	7-16	1 st	7-88	Original
21	1 st	7-17	1 st	7-89	Original
22	1 st	7-24	1 st	7-90	Original
23	2 nd	7-26	1 st	8-2	1 st
27	1 st	7-28	1 st	16-1	1 st
30	1 st	7-30	3 rd	16-2	1 st
1-1	1 st	7-31	2 nd	16-3	1 st
2-9	2 nd	7-32	1 st	16-4	1 st
2-11	2 nd	7-33	1 st	16-5	1 st
2-27	1 st	7-34	1 st	16-6	1 st
2-28	1 st	7-35	1 st	17-1	3 rd
2-28.1	3 rd	7-36	1 st	17-2	2 nd
2-47	2 nd	7-37	1 st	17-3	21 st *
2-49.1	1 st	7-38	1 st	17-4	25 th *
2-50	1 st	7-39	1 st	17-5	22 nd *
2-50.1	Original	7-40.1	4 th	17-6	5 th
2-50.2	Original	7-40.2	2 nd	17-7	61 st *
2-50.3	Original	7-40.3	4 th	17-8	61 st *
2-50.4	Original	7-40.4	2 nd	17-9	3 rd
2-50.5	Original	7-40.5	3 rd	17-10	3 rd
2-50.6	Original	7-40.6	1 st	17-11	1 ^s
2-50.7	Original	7-40.7	Original	17-12	13 th
2-50.8	Original	7-40.8	2 nd	17-13	11 th
2-50.9	Original	7-40.9	Original	17-14	13 th
2-57	1 st	7-40.10	1 st	17-16	3 rd
2-75	1 st	7-60	1 st	17-17	3 rd
2-76	1 st	7-61	1 st	17-18	3 rd
4-1	1 st	7-63	1 st	17-19	1 st
4-3	1 st	7-64	1 st	17-20	3 rd
4-4	1 st	7-65	1 st	17-21	4 th
4-6	1 st	7-66	1 st	17-22	3 rd
4-8	Original	7-67	1 st	17-23	3 rd
4-9	Original	7-68	1 st	17-24	4 th
4-10	Original	7-69	1 st	17-25	3 rd
5-1	1 st	7-71	Original	17-26	3 rd
5-4	1 st	7-72	Original	17-27	3 rd
5-10	1 st	7-73	Original	17-28	3 rd
5-23	2 nd	7-74	Original	17-29	1 st
6-1	1 st	7-75	1 st	17-30	9 th
6-13	1 st	7-76	1 st	17-31	9 th
6-14	1 st	7-77	1 st	17-32	9 th
6-59	1 st	7-78	Original		
7-2	1 st	7-79	Original		
7-3	1 st	7-80	Original		

* New or revised page.

(TR118)

Issued: June 16, 2023

Effective: July 1, 2023

Vice President Regulatory Affairs
4001 N Rodney Parham Road
Little Rock, Arkansas 72212

* New or revised page.

(TR118)

Issued: June 16, 2023

Effective: July 1, 2023

Vice President Regulatory Affairs
4001 N Rodney Parham Road
Little Rock, Arkansas 72212

ACCESS SERVICE

CHECK SHEET

<u>Page</u>	Number of Revision Except as Indicated	<u>Page</u>	Number of Revision Except as Indicated	<u>Page</u>	Number of Revision Except as Indicated
17-33	8 th *	17-85	4 th	17-143	2 nd
17-34	3 rd	17-86	4 th	17-143.1	3 rd
17-35	1 st	17-87	4 th	17-143.2	1 st
17-36	3 rd	17-88	1 st	17-143.3	2 nd
17-37	3 rd	17-89	3 rd	17-144	2 nd
17-38	3 rd	17-90	2 nd	17-145	4 th
17-39	1 st	17-91	1 st	17-146	4 th
17-41	1 st	17-92	7 th	17-147	4 th
17-42	3 rd	17-93	6 th	17-148	4 th
17-43	3 rd	17-94	7 th	17-149	4 th
17-44	4 th	17-95	6 th	17-150	4 th
17-45	1 st	17-96	7 th	17-151	4 th
17-46	11 th	17-97	7 th	17-152.1	2 nd
17-46.1	Original	17-98	4 th	17-152.2	1 st
17-47	11 th	17-99	4 th	17-153	4 th
17-47.1	Original	17-100	4 th	17-154	3 rd
17-48	7 th	17-101	4 th	17-155	3 rd
17-48.1	Original	17-102	4 th	17-156	4 th
17-49	5 th	17-103	4 th	17-157	3 rd
17-49.1	1 st	17-104	3 rd	17-158	4 th
17-50	7 th	17-105	2 nd	17-159	4 th
17-51	12 th	17-106	2 nd	17-160	1 st
17-51.1	Original	17-107	11th *	17-161	1 st
17-53	1 st	17-108	2 nd	17-162	4 th
17-56	2 nd	17-109	2 nd	17-163	3 rd
17-57	3 rd	17-110	7 th	17-164	3 rd
17-58	3 rd	17-111	1 st	17-165	2 nd
17-59	4 th	17-112	1 st	17-166	2 nd
17-60	3 rd	17-112	1 st	17-167	1 st
17-61	6 th	17-113	1 st	17-168	1 st
17-62	6 th	17-114	1 st	17-169	1 st
17-63	4 th	17-115	5 th	17-170	2 nd
17-64	3 rd	17-116	1 st	17-171	2 nd
17-65	3 rd	17-119	1 st	17-172	3 rd
17-66	3 rd	17-120	2 nd	17-174	1 st
17-67	3 rd	17-121	3 rd	17-175	1 st
17-68	3 rd	17-122	6 th	17-180	2 nd
17-69	1 st	17-123	2 nd	17-181	2 nd
17-70	3 rd	17-124	2 nd	17-182	2 nd
17-71	3 rd	17-125	5 th	17-183	2 nd
17-72	1 st	17-126	2 nd	17-184	2 nd
17-73	3 rd	17-127	2 nd	17-184.1	1 st
17-74	4 th	17-128	2 nd	17-185	2 nd
17-75	2 nd	17-129	5 th	17-186	2 nd
17-76	1 st	17-130	5 th	17-187	2 nd
17-77	3 rd	17-131	5 th	17-188	2 nd
17-78	2 nd	17-132	3 rd	17-189	2 nd
17-79	1 st	17-133	3 rd	17-196	2 nd
17-80	2 nd	17-134	1 st	19-1	1 st
17-81	4 th	17-136	1 st	19-2	2 nd
17-82	5 th	17-137	1 st	19-3	1 st
17-82.1	5 th	17-138	1 st	19-4	1 st
17-83	5 th	17-139	1 st	19-5	1 st
17-84	4 th			19-6	1 st

* New or revised page.

(TR111)

Issued: September 16, 2021

Effective: October 1, 2021

Senior Regulatory Counsel
4001 Rodney Parham Road
Little Rock, Arkansas 72212

ACCESS SERVICE

CHECK SHEET

<u>Page</u>	Number of Revision Except as Indicated	<u>Page</u>	Number of Revision Except as Indicated	<u>Page</u>	Number of Revision Except as Indicated
19-7	1 st				
19-8	2 nd				
19-9	2 nd				
19-10	2 nd				
19-11	2 nd				
19-12	2 nd				
19-13	2nd *				
19-14	2nd *				
19-15	2nd *				
19-15.1	1st *				
19-16	2nd *				
19-16.1	1st *				
19-17	1st *				
19-18	2nd *				
19-18.1	1st *				
19-19	2nd *				
19-19.1	1st *				
19-20	2nd *				
19-21	3rd *				
19-22	1st *				
19-23	2nd *				
19-24	1st *				
19-25	1st *				
19-26	1st *				
19-27	1st *				
19-28	1st *				
19-29	1st *				
19-30	1st *				
19-31	2nd *				
19-32	2nd *				
20-1	1 st				
20-2	Original				
20-3	Original				
20-4	Original				
20-5	Original				
20-6	Original				
20-7	Original				
20-8	Original				
22-30	2 nd				
22-31	Original				
22-32	Original				
22-33	Original				
23-1	1st *				
23-2	1st *				

* New or revised page.

(TR19)

Issued: December 19, 2008

Effective: January 3, 2009

Vice President - Tariffs
4001 Rodney Parham Rd.
Little Rock, Arkansas 72212

ACCESS SERVICE

CHECK SHEET

<u>Page</u>	Number of Revision Except as Indicated	<u>Page</u>	Number of Revision Except as Indicated	<u>Page</u>	Number of Revision Except as Indicated
-------------	---	-------------	---	-------------	---

* New or revised page.

(TR19)

Issued: December 19, 2008

Effective: January 3, 2009

Vice President - Tariffs
4001 Rodney Parham Rd.
Little Rock, Arkansas 72212

ACCESS SERVICE

CHECK SHEET

<u>Page</u>	Number of Revision Except as Indicated	<u>Page</u>	Number of Revision Except as Indicated	<u>Page</u>	Number of Revision Except as Indicated
-------------	---	-------------	---	-------------	---

(TR56)

Issued: July 6, 2012

Vice President - Tariffs
4001 Rodney Parham Rd.
Little Rock, Arkansas 72212

Under the authority of DA 12-1037 adopted in Order WCB/Pricing No. 12-09 and released on July 2, 2012, material filed under Transmittal No. 55, is advanced to July 2, 2012 and then suspended for one day to become effective July 3, 2012. The following pages and ARC rates are affected by this order:

Transmittal No. 55

Page 4-1 1st Revised
Page 4-3 1st Revised
Page 4-4 1st Revised
Page 4-6 1st Revised
Page 4-8 Original
Page 4-9 Original
Page 4-1 Original
Page 17-3 6th Revised
Page 17-4 6th Revised
Page 17-5 6th Revised
Page 17-6 1st Revised
Page 17-7 17th Revised
Page 17-8 17th Revised
Page 17-12 6th Revised
Page 17-13 5th Revised
Page 17-14 6th Revised

* New or revised page.

(TR19)

Issued: December 19, 2008

Effective: January 3, 2009

Vice President - Tariffs
4001 Rodney Parham Rd.
Little Rock, Arkansas 72212

ACCESS SERVICE

TABLE OF CONTENTS

	<u>Page No.</u>
<u>ISSUING CARRIERS</u>	Title 1
<u>CHECK SHEET</u>	1
<u>USERS GUIDE</u>	22
<u>CONCURRING CARRIERS</u>	24
<u>CONNECTING CARRIERS</u>	24
<u>OTHER PARTICIPATING CARRIERS</u>	24
<u>REGISTERED SERVICE MARKS REGISTERED TRADEMARKS</u>	24
<u>EXPLANATION OF SYMBOLS</u>	25
<u>EXPLANATION OF ABBREVIATIONS</u>	25
<u>REFERENCE TO OTHER TARIFFS</u>	27
<u>REFERENCE TO TECHNICAL PUBLICATIONS</u>	27
1. <u>APPLICATION OF TARIFF</u>	1-1
2. <u>GENERAL REGULATIONS</u>	2-1
2.1.1 Scope	2-1
2.1.2 Limitations	2-1
2.1.3 Liability	2-3
2.1.4 Provision of Services	2-7
2.1.5 Facility Terminations	2-7
2.1.6 Service Maintenance	2-7
2.1.7 Changes and Substitutions	2-8
2.1.8 Refusal and Discontinuance of Service	2-9
2.1.9 Notification of Service-Affecting Activities	2-12
2.1.10 Coordination with Respect to Network Contingencies	2-12
2.1.11 Provision and Ownership of Telephone Numbers	2-12

(TR19)

Issued: December 19, 2008

Effective: January 3, 2009

Vice President - Tariffs
4001 Rodney Parham Rd.
Little Rock, Arkansas 72212

ACCESS SERVICE

TABLE OF CONTENTS

	<u>Page No.</u>
2. <u>GENERAL REGULATIONS</u> (Cont'd)	
2.2 <u>Use</u>	2-13
2.2.1 Interference or Impairment	2-13
2.2.2 Unlawful and Abusive Use	2-13
2.3 <u>Obligations of the Customer</u>	2-14
2.3.1 Damages	2-14
2.3.2 Ownership of Facilities and Theft	2-14
2.3.3 Equipment Space and Power	2-15
2.3.4 Availability for Testing	2-15
2.3.5 Limitation of Use of Metallic Facilities	2-15
2.3.6 Balance	2-16
2.3.7 Design of Customer Services	2-16
2.3.8 References to the Telephone Company	2-16
2.3.9 Claims and Demands for Damages	2-17
2.3.10 Coordination with Respect to Network Contingencies	2-18
2.3.11 Jurisdictional Report and Certification Requirements	2-18
2.3.12 Determination of Interstate Charges for Mixed Interstate and Intrastate Access Service	2-23
2.4 <u>Payment Arrangements and Credit Allowances</u>	2-24
2.4.1 Payments of Rates, Charges and Deposits	2-24
2.4.2 Minimum Periods	2-30
2.4.3 Cancellation of an Order for Service	2-31
2.4.4 Credit Allowance for Service Interruptions	2-31
2.4.5 Re-establishment of Service Following Fire, Flood or Other Occurrence	2-38
2.4.6 Title or Ownership Rights	2-39
2.4.7 Access Services Provided by More Than One Telephone Company	2-39
2.5 <u>Connections</u>	2-51

(TR19)

ACCESS SERVICE

TABLE OF CONTENTS

	<u>Page No.</u>
2. <u>GENERAL REGULATIONS</u> (Cont'd)	
2.6 <u>Definitions</u>	2-52
Access Code	2-52
Access Minutes	2-52
Access Tandem	2-52
Add/Drop Multiplexing	2-52
Advance Intelligent Network (AIN)	2-52
Answer/Disconnect Supervision	2-53
Attenuation Distortion	2-53
Balance (100 Type) Test Line	2-53
Bit	2-53
Business Day	2-53
Busy Hour Minutes of Capacity (BHMC)	2-54
Call	2-54
Carrier or Common Carrier	2-54
CCS	2-54
Central Office	2-54
Central Office Maintenance Technician	2-55
Central Office Prefix	2-55
Channel(s)	2-55
Channel Service Unit	2-55
Channelize	2-55
C-Message Noise	2-55
C-Notched Noise	2-56
Coin Station	2-56
Common Line	2-56
Common Channel Signaling	2-56
Communications System	2-56
Customer(s)	2-56
Customer Designated Premises	2-57
Customer Node	2-57
Data Transmission (107 Type) Test Line	2-57
Decibel	2-57
Decibel Reference Noise C-Message Weighting	2-57
Decibel Reference Noise C-Message Referenced to 0	2-57
Detail Billing	2-57
Direct-Trunked Transport	2-58
Dual Tone Multifrequency Address Signaling	2-58
Echo Control	2-58
Echo Path Loss	2-58
Echo Return Loss	2-58
Effective 2-Wire	2-59
Effective 4-Wire	2-59
End Office	2-59
End User	2-59

(TR19)

ACCESS SERVICE

TABLE OF CONTENTS

	<u>Page No.</u>
2. <u>GENERAL REGULATIONS</u> (Cont'd)	
2.6 <u>Definitions</u> (Cont'd)	
Enhanced Service	2-60
Entrance Facility	2-60
Entry Switch	2-60
Envelope Delay Distortion	2-60
Equal Level Echo Path Loss	2-60
Exchange	2-60
Exit Message	2-60
Expected Measured Loss	2-61
Extended Area Service	2-61
First Point of Switching	2-61
Frequency Shift	2-61
Grandfathered	2-61
Host Central Office	2-61
Immediately Available Funds	2-62
Impedance Balance	2-62
Impulse Noise	2-62
Individual Case Basis	2-62
Initial Address Message	2-62
Inserted Connection Loss	2-62
Installation and Repair Technician	2-63
Interexchange Carrier (IC) or Interexchange Common Carrier	2-63
Intermodulation Distortion	2-63
Interstate Communications	2-63
Intrastate Communications	2-63
Legal Holiday	2-64
Line Side Connection	2-64
Local Access and Transport Area (LATA)	2-64
Local Number Portability (LNP)	2-64
Location Routing Number (LRN)	2-64
Loss Deviation	2-64
Major Fraction Thereof	2-64
Message	2-64
Milliwatt (102 Type) Test Line	2-65
N-1 Carrier	2-65
Network Control Signaling	2-65
Nonsynchronous Test Line	2-65
North American Numbering Plan	2-65

(TR19)

Issued: December 19, 2008

Effective: January 3, 2009

Vice President - Tariffs
4001 Rodney Parham Rd.
Little Rock, Arkansas 72212

ACCESS SERVICE

TABLE OF CONTENTS

	<u>Page No.</u>
2. <u>GENERAL REGULATIONS</u> (Cont'd)	
2.6 <u>Definitions</u> (Cont'd)	
Off-Hook	2-65
On-Hook	2-66
Open Circuit Test Line	2-66
Optical Carrier Channel	2-66
Optical Carrier Rate	2-66
Optical Line Termination (OLT)	2-66
Optical Carrier Rate Concatenated	2-66
Originating Direction	2-66
Pay Telephone	2-66
Phase Jitter	2-66
Point of Termination	2-67
Premises	2-67
Release Message	2-67
Remote Switching Modules/Systems	2-67
Return Loss	2-67
Registered Equipment	2-67
Service Access Code	2-68
Service Switching Point	2-68
Serving Wire Center	2-68
Seven Digit Manual Test Line	2-68
Shortage of Facilities or Equipment	2-68
Short Circuit Test Line	2-68
Signal-to-C-Notched Noise Ratio	2-68
Signaling Point	2-68.1
Signaling System 7	2-68.1
Signal Transfer Point	2-68.1
Signal Transfer Point Port	2-68.1
Singing Return Loss	2-68.1
Special Order	2-68.1
Subtending End Office of an Access Tandem	2-69
Synchronous Optical Network (SONET)	2-69
Synchronous Test Line	2-69
Synchronous Transport Signal (STS)	2-69
Tandem-Switched Transport	2-69
Terminating Direction	2-70
Transmission Measuring (105 Type) Test Line/Responder	2-70
Transmission Path	2-70
Trunk	2-70
Trunk Group	2-70
Trunk Side Connection	2-70
Two-Wire to four-Wire Conversion	2-70
Uniform Service Order Code	2-71
V and H Coordinates Method	2-71
WATS Serving Office	2-71
Wireless Switching Center	2-71
Wire Center	2-71

(TR19)

ACCESS SERVICE

TABLE OF CONTENTS

	<u>Page No.</u>
3. <u>CARRIER COMMON LINE ACCESS SERVICE</u>	3-1
3.1 <u>General Description</u>	3-1
3.2 <u>Limitations</u>	3-2
3.3 <u>Undertaking of the Telephone Company</u>	3-3
3.4 <u>Obligations of the Customer</u>	3-3
3.5 <u>Determination of Usage Subject to Carrier Common Line Access Charges</u>	3-4
3.6 <u>Resold Services</u>	3-6
3-7 <u>Rate Regulations</u>	3-24
4. <u>END USER ACCESS SERVICE</u>	4-1
4.1 <u>General Description</u>	4-1
4.2 <u>Limitations</u>	4-1
4.3 <u>Undertaking of the Telephone Company</u>	4-1
4.4 <u>Obligations of Radio Common Carriers</u>	4-2
4.5 <u>Payment Arrangements and Credit Allowances</u>	4-2
4.5.1 Minimum Period	4-2
4.5.2 Cancellation of Orders	4-2
4.5.3 Changes to Orders	4-2
4.5.4 Allowance for Interruptions	4-2
4.5.5 Temporary Suspension of Service	4-2
4.6 <u>Rate Regulations</u>	4-3
4.6.1 Who Is Billed	4-3
4.6.2 Multiparty Service	4-3
4.6.3 Semi-Public Service	4-3

(TR19)

Issued: December 19, 2008

Effective: January 3, 2009

Vice President - Tariffs
4001 Rodney Parham Rd.
Little Rock, Arkansas 72212

ACCESS SERVICE

TABLE OF CONTENTS

	<u>Page No.</u>
4. <u>END USER ACCESS SERVICE</u> (Cont'd)	
4.6 <u>Rate Regulations</u> (Cont'd)	
4.6.4 Business Services	4-3
4.6.5 Radio Common Carriers	4-6
4.6.6 Remote Call Forwarding	4-6
4.6.7 Residence Services	4-7
4.6.8 Telephone Lifeline Assistance	4-8
4.6.9 End User ISDN PRI Ports	4-9
4.6.10 End User ISDN BRI Ports	4-9
4.6.11 Federal Universal Service Fee (FUSF)	4-9
5. <u>ACCESS ORDERING</u>	5-1
5.1 <u>General</u>	5-1
5.1.1 Service Installation	5-2
5.1.2 Expedited Orders	5-3
5.1.3 Selection of Facilities for Access Orders	5-4
5.2 <u>Ordering Requirements</u>	5-5
5.2.1 Switched Access Service	5-5
5.2.2 Special Access Service	5-9
5.2.3 WATS or WATS-Type Services	5-10
5.2.4 Mixed Use Facilities - Switched and Special Access	5-10
5.2.5 Miscellaneous Services	5-11
5.3 <u>Access Orders for Services Provided by More Than One Telephone Company</u>	5-12
5.3.1 Non Meet Point Billing Ordering - FGA	5-12
5.3.2 Meet Point Billing Ordering	5-13
5.4 <u>Charges Associated with Access Ordering</u>	
5.4.1 Access Order Charge	5-15
5.4.2 Miscellaneous Service Order Charge	5-16
5.4.3 Access Order Change Charges	5-17
5.5 <u>Minimum Periods and Cancellations</u>	5-20
5.5.1 Minimum Periods	5-20
5.5.2 Development of Minimum Period Charges	5-20
5.5.3 Cancellation of an Access Order	5-21
5.5.4 Partial Cancellation Charge	5-23

(TR19)

Issued: December 19, 2008

Effective: January 3, 2009

Vice President - Tariffs
4001 Rodney Parham Rd.
Little Rock, Arkansas 72212

ACCESS SERVICE

TABLE OF CONTENTS

		<u>Page No.</u>
6.	<u>SWITCHED ACCESS SERVICE</u>	6-1
6.1	<u>General</u>	6-1
6.1.1	Description and Provision of Switched Access Service Arrangements	6-2
6.1.2	Ordering Options and Conditions	6-5
6.1.3	Rate Categories	6-5
6.1.4	Special Facilities Routing	6-19
6.1.5	Design Layout Report	6-19
6.2	<u>Undertaking of the Telephone Company</u>	6-20
6.2.1	Network Management	6-20
6.2.2	Transmission Specifications	6-21
6.2.3	Provision of Service Performance Data	6-22
6.2.4	Testing	6-22
6.2.5	Determination of Number of Transmission Paths	6-24
6.2.6	Trunk Group Measurement Reports	6-25
6.3	<u>Obligations of the Customer</u>	6-26
6.3.1	Report Requirements	6-26
6.3.2	Trunk Group Measurement Reports	6-27
6.3.3	Supervisory Signaling	6-27
6.3.4	Short Duration Mass Calling Requirements	6-27

(TR19)

ACCESS SERVICE

TABLE OF CONTENTS

		<u>Page No.</u>
6.	<u>SWITCHED ACCESS SERVICE</u>	
6.4	<u>Rate Regulations</u>	6-28
6.4.1	Description and Application of Rates and Charges	6-28
6.4.2	Minimum Monthly Charge	6-39
6.4.3	Change of Switched Access Service Arrangements	6-40
6.4.4	Moves	6-41
6.4.5	Local Information Delivery Services	6-41
6.4.6	Mileage Measurement	6-42
6.4.7	Mixed Use	6-47
6.4.8	Message Unit Credit for Feature Group A	6-47
6.4.9	Application of Rates for Feature Group A Extension Service	6-48
6.5	<u>Description and Provision of Feature Group A</u>	6-49
6.5.1	Description	6-49
6.5.2	Optional Features	6-53
6.5.3	Optional Features Provided in Local Tariffs	6-55
6.5.4	Measuring Access Minutes	6-55
6.5.5	Testing Capabilities	6-59
6.6	<u>Description and Provision of Feature Group B</u>	6-60
6.6.1	Description	6-60
6.6.2	Optional Features	6-64
6.6.3	Design and Traffic Routing	6-66
6.6.4	Measuring Access Minutes	6-66
6.6.5	Testing Capabilities	6-71

(TR19)

ACCESS SERVICE

TABLE OF CONTENTS

		<u>Page No.</u>
6.	<u>SWITCHED ACCESS SERVICE</u>	
6.7	<u>Description and Provision of Feature Group C</u>	6-74
6.7.1	Description	6-74
6.7.2	Optional Features	6-77
6.7.3	Design and Traffic Routing	6-79
6.7.4	Measuring Access Minutes	6-80
6.7.5	Design Blocking Probability	6-84
6.7.6	Testing Capabilities	6-86
6.8	<u>Description and Provision of Feature Group D</u>	6-87
6.8.1	Description	6-87
6.8.2	Optional Features	6-91
6.8.3	Design and Traffic Routing	6-93
6.8.4	Measuring Access Minutes	6-93
6.8.5	Design Blocking Probability	6-95
6.8.6	Network Blocking Charge	6-97
6.8.7	Testing Capabilities	6-98
6.9	<u>Nonchargeable Optional Features</u>	6-99
6.9.1	Common Switching Optional Features	6-100
6.9.2	Transport Termination Optional Features	6-113
6.10	<u>Chargeable Optional Features</u>	6-115
6.10.1	Interim NXX Translation	6-115
6.10.2	800/888/877 Data Base Service	6-116

(TR19)

ACCESS SERVICE

TABLE OF CONTENTS

		<u>Page No.</u>	
7.	<u>SPECIAL ACCESS SERVICE</u>	7-1	
7.1	<u>General</u>	7-1	
7.1.1	Channel Types	7-1	
7.1.2	Service Descriptions	7-4	
7.1.3	Service Configurations	7-6	
7.1.4	Alternate Use	7-11	
7.1.5	Special Facilities Routing	7-11	
7.1.6	Design Layout Report	7-11	
7.1.7	Acceptance Testing	7-12	
7.1.8	Ordering Options and Conditions	7-12	
7.1.9	Competitive vs Non-competitive Counties	7-12	(N)
7.2	<u>Rate Regulations</u>	7-13	
7.2.1	Rate Categories	7-13	
7.2.2	Types of Rates and Charges	7-16	
7.2.3	Moves	7-20	
7.2.4	Minimum Periods	7-21	
7.2.5	Mileage Measurement	7-22	
7.2.6	Facility Hubs	7-23	
7.2.7	Mixed Use	7-25	
7.2.8	Service Discount Plans	7-25.2	(T)
7.3	<u>Surcharge for Special Access Service</u>	7-26	
7.3.1	General	7-26	
7.3.2	Application	7-26	
7.3.3	Exemption of Special Access Service	7-27	
7.3.4	Rate Regulations	7-28	

(TR 93)

Issued: November 16, 2017

Effective: December 1, 2017

Vice President - Tariffs
4001 Rodney Parham Rd.
Little Rock, Arkansas 72212

ACCESS SERVICE

TABLE OF CONTENTS

		<u>Page No.</u>
7.	<u>SPECIAL ACCESS SERVICE</u>	
7.4	<u>Metallic Service</u>	7-30
7.4.1	Basic Channel Description	7-30
7.4.2	Technical Specifications Packages and Network Channel Interfaces	7-30
7.4.3	Optional Features and Functions	7-30
7.5	<u>Telegraph Grade Service</u>	7-31
7.5.1	Basic Channel Description	7-31
7.5.2	Technical Specifications Packages and Network Channel Interfaces	7-31
7.5.3	Optional Features and Functions	7-31
7.6	<u>Voice Grade Service</u>	7-32
7.6.1	Basic Channel Description	7-32
7.6.2	Technical Specifications Packages and Network Channel Interfaces	7-32
7.6.3	Optional Features and Functions	7-32
7.7	<u>Program Audio Service</u>	7-40
7.7.1	Basic Channel Description	7-40
7.7.2	Technical Specifications Packages and Network Channel Interfaces	7-40
7.7.3	Optional Features and Functions	7-40
7.8	<u>Video Service</u>	7-42
7.8.1	Basic Channel Description	7-42
7.8.2	Technical Specifications Packages and Network Channel Interfaces	7-42

(TR19)

Issued: December 19, 2008

Effective: January 3, 2009

Vice President - Tariffs
4001 Rodney Parham Rd.
Little Rock, Arkansas 72212

ACCESS SERVICE

TABLE OF CONTENTS

	<u>Page No.</u>	
7. <u>SPECIAL ACCESS SERVICE</u>		
7.9 <u>Digital Data Service</u>	7-43	
7.9.1 Basic Channel Description	7-43	
7.9.2 Technical Specifications Packages and Network Channel Interfaces	7-43	
7.9.3 Optional Features and Functions	7-44	
7.10 <u>High Capacity Service</u>	7-45	
7.10.1 Basic Channel Description	7-45	
7.10.2 Technical Specifications Packages and Network Channel Interfaces	7-45	
7.10.3 Optional Features and Functions	7-47	
7.11 <u>RESERVED FOR FUTURE USE</u>		(D) (D)
7.12 <u>Individual Case Filings</u>	7-53	
7.13 <u>Promotional Offerings</u>	7-71	
7.14 <u>Competitive Wire Center List</u>	7-72	(N)
8. <u>EXPANDED INTERCONNECTION</u>	8-1	
8.1 <u>Expanded Interconnection Services</u>	8-1	
8.2 <u>Provision of EIS</u>	8-1	
8.3 <u>Obligations of the Customer</u>	8-4	
8.4 <u>Discontinuance of Service</u>	8-9	
8.5 <u>Ordering Options for EIS</u>	8-10	
8.6 <u>EIS Service Request</u>	8-14	
8.7 <u>Physical EIS</u>	8-17	
8.8 <u>Virtual EIS</u>	8-25	
8.9 <u>Rate Regulations</u>	8-31	
9. <u>RESERVED FOR FUTURE USE</u>	9-1	

(TR 93)

ACCESS SERVICE

TABLE OF CONTENTS

	<u>Page No.</u>
10. <u>SPECIAL FEDERAL GOVERNMENT ACCESS SERVICES</u>	10-1
10.1 <u>General</u>	10-1
10.2 <u>Emergency Conditions</u>	10-2
10.3 <u>Facility Availability</u>	10-2
10.4 <u>Federal Government Regulations</u>	10-2
10.5 <u>Service Offerings to the Federal Government</u>	10-3
10.5.1 Type and Description	10-3
10.5.2 Mileage Application	10-6
10.6 <u>Rates and Charges</u>	10-7
10.6.1 General	10-7
10.6.2 Voice Grade Special Access	10-7
10.6.3 Move Charges	10-7

(TR19)

Issued: December 19, 2008

Effective: January 3, 2009

Vice President - Tariffs
4001 Rodney Parham Rd.
Little Rock, Arkansas 72212

ACCESS SERVICE

TABLE OF CONTENTS

	<u>Page No.</u>
11. <u>SPECIAL FACILITIES ROUTING OF ACCESS SERVICES</u>	11-1
11.1 <u>Description</u>	11-1
11.1.1 Diversity	11-2
11.1.2 Avoidance	11-2
11.1.3 Diversity and Avoidance Combined	11-2
11.1.4 Cable-Only Facilities	11-2
12. <u>SPECIALIZED SERVICE OR ARRANGEMENTS</u>	12-1
12.1 <u>GENERAL</u>	12-1
13. <u>ADDITIONAL ENGINEERING, ADDITIONAL LABOR AND MISCELLANEOUS SERVICES</u>	13-1
13.1 <u>Additional Engineering</u>	13-1
13.2 <u>Additional Labor</u>	13-2
13.2.1 Overtime Installation	13-2
13.2.2 Overtime Repair	13-2
13.2.3 Stand By	13-2
13.2.4 Testing and Maintenance with Other Telephone Companies	13-2
13.2.5 Other Labor	13-2
13.3 <u>Miscellaneous Services</u>	13-3
13.3.1 Testing Services	13-3
13.3.2 Maintenance of Service	13-10
13.3.3 Telecommunications Service Priority - TSP	13-11
13.3.4 Miscellaneous Equipment	13-13
13.4 <u>Presubscription</u>	13-14
13.5 <u>Verification of Orders for Long Distance Telemarketing</u>	13-17
13.6 <u>Unauthorized PIC Change</u>	13-19
13.7 <u>Blocking Service</u>	13-20
13.7.1 International Blocking Service	13-20
13.7.2 900 Blocking Service	13-20.1

(TR19)

Issued: December 19, 2008

Effective: January 3, 2009

Vice President - Tariffs
4001 Rodney Parham Rd.
Little Rock, Arkansas 72212

ACCESS SERVICE

TABLE OF CONTENTS

	<u>Page No.</u>	
13. <u>ADDITIONAL ENGINEERING, ADDITIONAL LABOR AND MISCELLANEOUS SERVICES (Cont'd)</u>	13-1	
13.8 <u>Billing Name and Address Services</u>	13-21	
13.8.1 General Description	13-21	
13.8.2 Undertaking of the Telephone Company	13-22	
13.8.3 Obligation of the Customer	13-23	
13.8.4 Rate Regulation	13-23	
13.9 <u>Originating Line Screening (OLS) Service</u>	13-24	
13.10 <u>Billed Number Screening Service</u>	13-24	
13.11 <u>Coin Supervision Additive Service</u>	13-25	
13.12 <u>Local Number Portability Services</u>	13-26	
13.12.1 Local Number Portability End User Service	13-26	
13.12.2 Local Number Portability Query Service	13-27	
14. <u>EXCEPTIONS TO ACCESS SERVICE OFFERINGS</u>	14-1	
15. <u>ACCESS SERVICE INTERFACES AND TRANSMISSION SPECIFICATIONS</u>	15-1	
15.1 <u>Switched Access Service</u>	15-1	
15.1.1 Local Transport Interface Groups	15-1	
15.1.2 Standard Transmission Specifications	15-11	
15.1.3 Data Transmission Parameters	15-20	
15.2 <u>Special Access Service</u>	15-24	
15.2.1 Network Channel (NC) Codes	15-27	
15.2.2 Network Channel Interface (NCI) Codes	15-36	
16. <u>RESERVED FOR FUTURE USE</u>	16-1	(C)

(TR 93)

Issued: November 16, 2017

Effective: December 1, 2017

Vice President - Tariffs
4001 Rodney Parham Rd.
Little Rock, Arkansas 72212

ACCESS SERVICE

TABLE OF CONTENTS

	<u>Page No.</u>
17. <u>RATES AND CHARGES</u>	17-1
17.1 <u>Common Line Access Service</u>	17-1
17.1.1 Carrier Common Line Access Service	17-1
17.1.2 End User Access Service	17-2
17.1.3 Lifeline Assistance Plan Jurisdictions	17-3
17.1.4 Federal Universal Service Fee	17-5
17.1.5 End User ISDN Port Charges	17-5
17.2 <u>Switched Access Service</u>	17-5
17.2.1 Local Transport-Installation Per Line or Trunk	17-5
17.2.2 Local Transport	17-5
17.2.3 Local Switching	17-6
17.2.4 Assumed Minutes of Use	17-7
17.3 <u>Special Access Service</u>	17-8
17.3.1 Surcharge for Special Access Service	17-8
17.3.2 Metallic Service	17-9
17.3.3 Telegraph Grade Service	17-10
17.3.4 Voice Grade Service	17-11
17.3.5 Program Audio Service	17-14
17.3.6 Video Service	17-16
17.3.7 Digital Service	17-17
17.3.8 High Capacity Service	17-19
17.3.9 Individual Case Filings	17-22
17.3.10 Service Discount Plans	17-53.1
17.4 <u>Other Services</u>	17-24
17.4.1 Access Ordering	17-24
17.4.2 Additional Engineering	17-25
17.4.3 Additional Labor	17-25
17.4.4 Miscellaneous Services	17-25
17.4.5 Special Federal Government Access Service	17-27
17.4.6 Special Facilities Routing of Access Services	17-28
17.4.7 Specialized Services or Arrangements	17-29
18. <u>RATE ZONE WIRE CENTERS</u>	18-1

(D)

(TR 93)

Issued: November 16, 2017

Effective: December 1, 2017

Vice President - Tariffs
4001 Rodney Parham Rd.
Little Rock, Arkansas 72212

ACCESS SERVICE

TABLE OF CONTENTS

	<u>Page No.</u>	
19. <u>METROPOLITAN STATISTICAL AREA ACCESS SERVICES</u>	19-1	
19.1 <u>General Regulations</u>	19-1	
19.2 <u>Metropolitan Statistical Areas</u>	19-1	(T) (D) (D)
20. <u>RESERVED FOR FUTURE USE</u>	20-1	
21. <u>GRANDFATHERED EXPANDED INTERCONNECTION SERVICE</u>	21-1	
22. <u>GRANDFATHERED DISCOUNT PLANS</u>	22-1	(D)

(TR19)

Issued: December 19, 2008

Effective: January 3, 2009

Vice President - Tariffs
4001 Rodney Parham Rd.
Little Rock, Arkansas 72212

ACCESS SERVICE

TARIFF USERS GUIDE

General

The tariff users guide is provided to assist users of this tariff in determining regulations, rates and charges applicable to the provision of interstate services by Windstream Telephone System issuing carriers.

V.P. - Tariffs
4001 Rodney Parham Rd.
Little Rock, AR 72212

(TR19)

Issued: December 19, 2006

4001 Rodney Parham Rd.
Little Rock, AR 72212

Effective: January 3, 2009

ACCESS SERVICE

CONCURRING CARRIERS

NO CONCURRING CARRIERS

CONNECTING CARRIERS

NO CONNECTING CARRIERS

OTHER PARTICIPATING CARRIERS

NO OTHER PARTICIPATING CARRIERS

REGISTERED SERVICE
NONE

MARKS REGISTERED TRADEMARKS
NONE

(TR19)

Issued: December 19, 2006

Effective: January 3, 2009

4001 Rodney Parham Rd.
Little Rock, AR 72212

ACCESS SERVICE

EXPLANATION OF SYMBOLS

C - to signify changed regulation.
D - to signify discontinued rate or regulation.
I - to signify increase to a rate or charge.
M - to signify matter relocated without change.
N - to signify new rate or regulation.
R - to signify reduction to a rate or charge.
S - to signify matter reissued without change.
T - to signify a change in text but no change in rate or regulation.
Z - to signify a correction.

EXPLANATION OF ABBREVIATIONS

ADM - Add/Drop Multiplexing
ADSL - Asymmetric Digital Subscriber Line
AIN - Advanced Intelligent Network
AML - Actual Measured Loss
ANI - Automatic Number Identification
AP - Program Audio
AT&T - American Telephone and Telegraph Company
BNA - Billing Name and Address
BHMC - Busy Hour Minutes of Capacity
CCC - Clear Channel Capability
CCS - Common Channel Signalling
CDP - Customer Designated Premises
CI - Channel Interface
CNP - Charge Number Parameter
CO - Central Office
Cont'd - Continued
CPE - Customer Provided Equipment
CPN - Calling Party Number
CSP - Carrier Selection Parameter
DA - Directory Assistance
dB - decibel
dBrnC - Decibel Reference Noise C-Message Weighting
dBrnC0 - Decibel Reference Noise C-Message Weighted 0
dc - direct current
DDD - Direct Distance Dialing
DSL - Digital Subscriber Line
EAS - Extended Area Service
EDD - Envelope Delay Distortion
EML - Expected Measured Loss
EPL - Echo Path Loss
ERL - Echo Return Loss
ESS - Electronic Switching System
ESSX - Electronic Switching System Exchange
f - frequency
F.C.C. - Federal Communications Commission

(TR19)

ACCESS SERVICE

EXPLANATION OF ABBREVIATIONS (Cont'd)

HC	-	High Capacity	
Hz	-	Hertz	
IC	-	Interexchange Carrier	
ICB	-	Individual Case Basis	
ICL	-	Inserted Connection Loss	
ITP	-	Interstate Telecommunications Service Provider	
kbps	-	kilobits per second	
Khz	-	kilohertz	
LATA	-	Local Access and Transport Area	
LNP	-	Local Number Portability	
LRN	-	Location Number Routing	
ma	-	milliamperes	
Mbps	-	Megabits per second	
mcs	-	Microsecond	
MF	-	Multifrequency Address	
Mhz	-	Megahertz	
MRC	-	Monthly Recurring Charge	
MT	-	Metallic	
MTS	-	Message Telecommunications Service(s)	
NPA	-	Numbering Plan Area	
NRC	-	Nonrecurring Charge	
NXX	-	Three-Digit Central Office Prefix	
OC	-	Optical Carrier	
OLT	-	Optical Line Termination)	
PBX	-	Private Branch Exchange	
POT	-	Point of Termination	
PSTN	-	Public Switched Telephone Network	(N)
SAC	-	Service Access Code	
SNAL	-	Signaling Network Access Line	
SONET	-	Synchronous Optical Network	
SP	-	Signalling Point	
SPOI	-	Signalling Point of Interface	
SRL	-	Singing Return Loss	
SSP	-	Service Switching Point	
SS7	-	Signalling System 7	
STP	-	Signalling Transfer Point	
STS	-	Synchronous Transport Signal	
SWC	-	Serving Wire Center	
TDM	-	Time Division Multiplexing	(N)
TG	-	Telegraph Grade	
TLP	-	Transmission Level Point	
TV	-	Television	
VG	-	Voice Grade	
V & H	-	Vertical & Horizontal	
WATS	-	Wide Area Telecommunications Service(s)	
WSO	-	WATS Serving Office	

(TR50)

ACCESS SERVICE

REFERENCE TO OTHER TARIFFS

Whenever reference is made in this tariff to other tariffs of the Telephone Company, the reference is to the tariffs in force as of the effective date of this tariff, and to amendments thereto and successive issues thereof.

The following tariffs are referenced in this tariff and may be obtained from the Federal Communications Commission's commercial contractor:

National Exchange Carrier
Association, Inc.
Wire Center Information
Tariff F.C.C. No. 4

National Exchange Carrier
Association, Inc.
Interstate Access Service
Tariff F.C.C. No. 5

REFERENCE TO TECHNICAL PUBLICATIONS

The following technical publications are reference in this tariff and may be obtain from Bell Communications Research, Inc. Customer Services, 60 New England Ave., Piscataway, NJ 08854-4196.

Technical Reference:

Multiple Exchange Carrier Access Billing (MECAB) Guidelines
Issued: June 1994

Multiple Exchange Carrier Ordering and Design (MECOD) Guidelines
Issued: May 1994

PUB 41451 High Capacity Terrestrial Digital Service
Issued: January 1983

PUB 41001 Data Communications Using Voiceband Private Line
Channels
Issued: October 1973

PUB 62310 Digital Data System Channel Interface Specification
Issued: September 1983

PUB 62411 High Capacity Digital Service Channel Interface Specification
Issued: September 1983, Addendum October 1984

TR-NWT-000334 Issue 2 Voice Grade Switched Access Service -
Transmission Parameter Limits and Interface Codes
Issued: September 1990

(TR19)

Issued: December 19, 2006

Effective: January 3, 2009

4001 Rodney Parham Rd.
Little Rock, AR 72212

ACCESS SERVICE

REFERENCE TO TECHNICAL PUBLICATIONS (Cont'd)

TR-TSY-000335 Issue 2 Voice Grade Special Access Service -
Transmission Parameter Limits and Interface Combinations
Issued: May 1990

TR-NPL-000336 Metallic and Telegraph Grade Special Access Service -
Transmission Parameter Limits and Interface Combinations
Issued: October 1987

TR-NPL-000337 Program Audio Special Access Service and Local
Channel Services
Issued: July 1987

TR-NPL-000338 Television Special Access and Local Channel Services -
Transmission Parameter Limits and Interface Combinations
Issued: December 1986

TR-NPL-000341 Digital Data Special Access Service -
Transmission Parameter and Interface Combinations
Issued: March 1989

TR-INS-000342 High Capacity Digital Special Access Service
Issued: February 1992

SR-STS-000307 Issue 3 NC/NCI Code Dictionary
Issued: January 1992

TR-NWT-000506 Issue 3 LATA Switching System Generic Requirements
(LSSGR) Section 6
Issued: September 1991, Revised November 1991

TR-TSV-000905 Common Channel Signaling Network Interface
Specification Supplement 1
Available: August 1989

TR-NPL-000054 High Capacity Digital Data Service (1.544 Mbps)
Interface Generic Requirements for End Users
Issued: April, 1989

ANSI T1.413-1998, Network and Customer Installation Interfaces -
Asymmetric Digital Subscriber Line (ADSL) Metallic Interface.

GR-2936-CORE Issue 3 Local Number Portability (LNP) Capability Specification
Service Provider Portability
Issued: November 1997

(TR19)

ACCESS SERVICE

REFERENCE TO TECHNICAL PUBLICATIONS (Cont'd)

The following technical publication is referenced in this tariff and may be obtained from the Bell Communications Technical Education Center, Room B02, 6200 Route 53, Lisle, IL 60532.

ST-TEC-000053 Issue 1 Telecommunications Transmission Engineering
Volume 3 - Networks and Services (Chapters 6 and 7)
Third Edition
Issued: August 1989

The following technical publication is reference in this tariff and may be obtained from the National Exchange Carrier Association, Inc., Director - Tariff and Regulatory Matters, 100 So. Jefferson Road, Whippany, NJ 07981 and the Federal Communications Commission's commercial contractor.

PUB AS No. 1, Issue II Access Service
Issued: May, 1984
Addendum: March 1987

(TR19)

Issued: December 19, 2006

Effective: January 3, 2009

4001 Rodney Parham Rd.
Little Rock, AR 72212

ACCESS SERVICE

1. Application of Tariff

- 1.1 This tariff contains regulations, rates and charges applicable to the provision of Carrier Common Line, End User Access, Switched Access, Special Access, Digital Subscriber Line Access Service, and other miscellaneous services, hereinafter referred to collectively as service(s). These services are provided to customers by the Issuing Carriers of this tariff, hereinafter the Telephone Company. This tariff also contains Access Ordering regulations and charges that are applicable when these services are ordered or modified by the customer. Pursuant to the Codified Federal Rules (CFR), Title 47, Sections 69.4(c), 69.5(d), 69.104(1), 69.116, 69.117, 69.603(c) and 69.603(d), regulations concerning administration and billing of Lifeline Assistance and Universal Service Fund, rates and charges for these carrier's carrier elements are contained in Section 8 of the NATIONAL EXCHANGE CARRIER ASSOCIATION, INC., TARIFF FCC No. 5. The National Exchange Carrier Association, Inc., will bill and collect all Lifeline Assistance and Universal Service Fund Charges on behalf of the Telephone Company.
- 1.2 The provision of such services by the Telephone Company as set forth in this tariff does not constitute a joint undertaking with the customer for the furnishing of any service.
- 1.3 In accordance with the Commission's Report and Order and Order on Remand and Further Notice of Proposed Rulemaking, CC Docket No. 01-338, paragraph 581, released August 21, 2003, Unbundled Network Elements (UNEs) and combinations of UNEs can be commingled with wholesale facilities found in this tariff, including interstate access facilities.
- 1.4 Special Access Service that remains subject to Section 203 of the Communications Act must be filed in this tariff. Special Access Service not subject to Section 203 is provided outside this tariff. Documents, agreements or contracts that provide service outside this tariff may be accessed at carrier's website or carrier's other designated location. Rates and regulations for Special Access service provided outside this tariff cannot supersede, negate or revise the rates and regulations contained within this tariff, and deemed lawful status does not convey to such non-tariffed services.

(N)

|
|
|
|
|
|
|

(N)

(TR19)

ACCESS SERVICE

2. General Regulations2.1 Undertaking of the Telephone Company2.1.1 Scope

- (A) The Telephone Company does not undertake to transmit messages under this tariff.
- (B) The Telephone Company shall be responsible only for the installation, operation and maintenance of the services it provides.
- (C) The Telephone Company will, for maintenance purposes, test its service only to the extent necessary to detect and/or clear troubles.
- (D) Services are provided 24 hours daily, seven days per week, except as set forth in other applicable sections of this tariff.
- (E) The Telephone Company does not warrant that its facilities and services meet standards other than those set forth in this tariff.

2.1.2 Limitations(A) Assignment or Transfer of Services

The customer may assign or transfer the use of services provided under this tariff only where there is no interruption of use or relocation of the services. Such assignment or transfer may be made to:

- (1) Another customer, whether an individual, partnership, association or corporation, provided the assignee or transferee assumes all outstanding indebtedness for such services, and the unexpired portion of the minimum period and the termination liability applicable to such services, if any; or

(TR19)

ACCESS SERVICE

2. General Regulations (Cont'd)2.1 Undertaking of the Telephone Company (Cont'd)2.1.2 Limitations (Cont'd)(A) Assignment or Transfer of Services (Cont'd)

- (2) A court-appointed receiver, trustee or other person acting pursuant to law in bankruptcy, receivership, reorganization, insolvency, liquidation or other similar proceedings, provided the assignee or transferee assumes the unexpired portion of the minimum period and the termination liability applicable to such services, if any.

In all cases of assignment or transfer, the written acknowledgment of the Telephone Company is required prior to such assignment or transfer. This acknowledgment shall be made within 15 days from the receipt of notification. All regulations and conditions contained in this tariff shall apply to such assignee or transferee.

The assignment or transfer of services does not relieve or discharge the assignor or transferor from remaining jointly or severally liable with the assignee or transferee for any obligations existing at the time of the assignment or transfer.

(B) Use and Restoration of Services

The use and restoration of services shall be in accordance with Part 64, Subpart D, Appendix A, of the Federal Communications Commission's Rules and Regulations, which specifies the priority system for such activities.

(TR19)

ACCESS SERVICE

2. General Regulations (Cont'd)2.1 Undertaking of the Telephone Company (Cont'd)2.1.2 Limitations (Cont'd)(C) Sequence of Provisioning

Subject to compliance with the rules mentioned in (B) preceding, the services offered herein will be provided to customers on a first-come, first-served basis.

The first-come, first-served sequence shall be based upon the received time and date recorded, by stamp or other notation, by the Telephone Company on customer access orders. These orders must contain all the information as required for each respective service as delineated in other sections of this tariff. Customer orders shall not be deemed to have been received until such information is provided. Should questions arise which preclude order issuance due to missing information or the need for clarification, the Telephone Company will attempt to seek such missing information or clarification on a verbal basis.

2.1.3 Liability(A) Limits of Liability

The Telephone Company's liability, if any, for its willful misconduct is not limited by this tariff. With respect to any other claim or suit, by a customer or by any others, for damages associated with the installation, provision, termination, maintenance, repair or restoration of service, and subject to the provisions of (B) through (G) following, the Telephone Company's liability if any, shall not exceed an amount equal to the proportionate charge for the service for the period during which the service was affected. This liability for damages shall be in addition to any amounts that may otherwise be due the customer under this tariff as a Credit Allowance for a Service Interruption.

(TR19)

ACCESS SERVICE

2. General Regulations (Cont'd)2.1 Undertaking of the Telephone Company (Cont'd)2.1.3 Liability (Cont'd)(B) Acts or Omissions

The Telephone Company shall not be liable for any act or omission of any other carrier or customer providing a portion of a service, nor shall the Telephone Company for its own act or omission hold liable any other carrier or customer providing a portion of a service.

(C) Damages to Customer Premises

The Telephone Company is not liable for damages to the customer premises resulting from the furnishing of a service, including the installation and removal of equipment and associated wiring, unless the damage is caused by the Telephone Company's negligence.

(D) Indemnification of Telephone Company(1) By the End User

The Telephone Company shall be indemnified, defended and held harmless by the end user against any claim, loss or damage arising from the end user's use of services offered under this tariff, involving:

- a) Claims for libel, slander, invasion of privacy, or infringement of copyright arising from the end user's own communications;

(TR19)

ACCESS SERVICE

2. General Regulations (Cont'd)2.1 Undertaking of the Telephone Company (Cont'd)2.1.3 Liability (Cont'd)(D) Indemnification of Telephone Company (Cont'd)(1) By the End User (Cont'd)

- (b) Claims for patent infringement arising from the end user's acts combining or using the service furnished by the Telephone Company in connection with facilities or equipment furnished by the end users or customer or;
- (c) All other claims arising out of any act or omission of the end user in the course of using services provided pursuant to this tariff.

(2) By the Customer

The Telephone Company shall be indemnified, defended and held harmless by the customer against any claim, loss or damage arising from the customer's use of services offered under this tariff, involving:

- (a) Claims for libel, slander invasion of privacy, or infringement of copyright arising from the customer's own communications;
- (b) Claims for patent infringement arising from the customer's acts combining or using the service furnished by the Telephone Company in connection with facilities or equipment furnished by the end user or customer or;
- (c) All other claims arising out of any act or omission of the customer in the course of using services provided pursuant to this tariff.

(TR19)

ACCESS SERVICE

2. General Regulations (Cont'd)2.1 Undertaking of the Telephone Company (Cont'd)2.1.3 Liability (Cont'd)(E) Explosive Atmospheres

The Telephone Company does not guarantee or make any warranty with respect to its services when used in an explosive atmosphere. The Telephone Company shall be indemnified, defended and held harmless by the customer from any and all claims by any person relating to such customer's use of services so provided.

(F) No License Granted

No license under patents (other than the limited license to use) is granted by the Telephone Company or shall be implied or arise by estoppel, with respect to any service offered under this tariff. The Telephone Company will defend the customer against claims of patent infringement arising solely from the use by the customer of services offered under this tariff and will indemnify such customer for any damages awarded based solely on such claims.

(G) Circumstances Beyond the Telephone Company's Control

The Telephone Company's failure to provide or maintain services under this tariff shall be excused by labor difficulties, governmental orders, civil commotions, criminal actions taken against the Telephone Company, acts of God and other circumstances beyond the Telephone Company's reasonable control, subject to the Credit Allowance for a Service Interruption as set forth in 2.4.4 following.

(TR19)

ACCESS SERVICE

2. General Regulations (Cont'd)2.1 Undertaking of the Telephone Company (Cont'd)2.1.4 Provision of Services

The Telephone Company will provide to the customer, upon reasonable notice, services offered in other applicable sections of this tariff at rates and charges specified therein. Services will be made available to the extent that such services are or can be made available with reasonable effort, and after provision has been made for the Telephone Company's telephone exchange services.

2.1.5 Facility Terminations

The services provided under this tariff (A) will include any entrance cable or drop wiring to that point where provision is made for termination of the Telephone Company's outside distribution network facilities at a mutually acceptable suitable location at a mutually agreeable customer-designated premises and (B) will be installed by the Telephone Company to such point of termination. Each Access Service has only one point of termination per customer premises. Any additional terminations beyond such point of termination are the sole responsibility of the customer. Moves of the point of termination at the customer's premises will be as set forth in 6.7.6 and 7.2.3 following.

For single unit premises the point of termination shall be a point within twelve inches of the protector or, where there is no protector, within twelve inches of where the telephone wire enters the customer's premises.

For multiunit premises existing as of August 13, 1990, the point of termination shall be determined in accordance with the Company's reasonable and nondiscriminatory standard operating practices. Where there are multiple points of termination within the multiunit premises, the point of termination for a customer shall not be further inside the customer's premises than a point twelve inches from where the wiring enters the customer's premises.

For multiunit premises in which wiring is installed after August 13, 1990, including additions, modifications and rearrangements of wiring existing prior to that date, the point of termination shall be placed at the minimum point of entry as determined in accordance with the Company's reasonable and nondiscriminatory standard operating practices. The minimum point of entry shall be either the closest practicable point to where the wiring crosses a property line or the closest practicable point to where the wiring enters the multiunit building or buildings. If the Company did not elect to place the point of termination at the minimum point of entry, the multiunit premises owner shall determine the location of the point or points of termination. The multiunit premises owner shall determine whether there shall be a single point of termination for all customers or separate such locations for each customer, provided however, that where there are multiple points of termination within the multiunit premises, the point of termination for a customer shall not be further inside the customer's premises than a point twelve inches from where the wiring enters the customer's premises.

(TR19)

ACCESS SERVICE

2. General Regulations (Cont'd)2.1 Undertaking of the Telephone Company (Cont'd)2.1.6 Service Maintenance

The services provided under this tariff shall be maintained by the Telephone Company. The customer or others may not rearrange, move, disconnect, remove or attempt to repair any facilities provided by the Telephone Company, other than by connection or disconnection to any interface means used, except with the written consent of the Telephone Company.

2.1.7 Changes and Substitutions

Except as provided for equipment and systems subject to FCC Part 68 Regulations at 47 C.F.R. Section 68.110(b), the Telephone Company may, where such action is reasonably required in the operation of its business, substitute, change or rearrange any facilities used in providing service under this tariff. Such actions may include, without limitation:

- substitution of different metallic facilities,
- substitution of carrier or derived facilities for metallic facilities used to provide other than metallic facilities,
- substitution of fiber or optical facilities
- change of minimum protection criteria,
- change of operating or maintenance characteristics of facilities, or
- change of operations or procedures of the Telephone Company.

In case of any such substitution, change or rearrangement, the transmission parameters will be within the range as set forth in Section 15. following. The Telephone Company shall not be responsible if any such substitution, change or rearrangement renders any customer furnished services obsolete or requires modification or alteration thereof or otherwise affects their use or performance. If such substitution, change or rearrangement materially affects the operating characteristics of the facility, the Telephone Company will provide reasonable notification to the customer in writing. Reasonable time will be allowed for any redesign and implementation required by the change in operating characteristics. The Telephone Company will work cooperatively with the customer to determine reasonable notification procedures.

(TR19)

ACCESS SERVICE

2. General Regulations (Cont'd)2.1 Undertaking of the Telephone Company (Cont'd)2.1.8 Refusal and Discontinuance of Service

- (A) If a customer fails to comply with 2.1.6 preceding (Service Maintenance) or 2.3.1, 2.3.4, 2.3.6, 2.4.1 or 2.5 following (respectively, Damages, Availability for Testing, Balance, Payment Arrangements, Connections) including any customers failure to make payments on the date and times therein specified, the Telephone Company may, on thirty (30) days written notice to the customer by Certified U.S. Mail or electronic mail (email) without undeliverable message from email address provided by the customer, take the following actions:

(C)

- refuse additional applications for service and/or refuse to complete any pending orders for service, and/or
- discontinue the provision of service to the non-complying customer at any time thereafter.

In the case of discontinuance all applicable charges, including termination charges, shall become due.

- (B) If a customer fails to comply with 2.2.2 following (Unlawful and Abusive Use), the Telephone Company may, upon written request from a customer, or another exchange carrier, terminate service to any subscriber or customer identified as having utilized service provided under this tariff in the completion of abusive or unlawful telephone calls. Service shall be terminated by the Telephone Company as provided for in its general and/or local exchange service tariffs.

In such instances when termination occurs the Telephone Company shall be indemnified, defended and held harmless by any customer or Exchange Carrier requesting termination of service against any claim, loss or damage arising from the Telephone Company's actions in terminating such service, unless caused by the Telephone Company's negligence.

(TR102)

ACCESS SERVICE

2. General Regulations (Cont'd)2.1 Undertaking of the Telephone Company (Cont'd)2.1.8 Refusal and Discontinuance of Service (Cont'd)

- (C) Except as provided for equipment or systems subject to the FCC Part 68 Rules in 47 C.F.R. Section 68.108, if the customer fails to comply with 2.2.1 following (Interference or Impairment), the Telephone Company will, where practicable, notify the customer that temporary discontinuance of the use of a service may be required; however, where prior notice is not practicable, the Telephone Company may temporarily discontinue service forthwith if such action is reasonable in the circumstances. In case of such temporary discontinuance, the customer will be notified promptly and afforded the opportunity to correct the condition which gave rise to the temporary discontinuance. During such period of temporary discontinuance, credit allowance for service interruptions as set forth in 2.4.4 following is not applicable.
- (D) When access service is provided by more than one Telephone Company, the companies involved in providing the joint service may individually or collectively deny service to a customer for nonpayment. Where the Telephone Company(s) affected by the nonpayment is incapable of effecting discontinuance of service without cooperation from the other joint providers of Switched Access Service, such other Telephone Company(s) will, if technically feasible, assist in denying the joint service to the customer. Service denial for such joint service will only include calls originating or terminating within, or transiting, the operating territory of the Telephone Companies initiating the service denial for nonpayment. When more than one of the joint providers must deny service to effectuate termination for nonpayment, in cases where a conflict exists in the applicable tariff provisions, the tariff regulations of the end office Telephone Company shall apply for joint service discontinuance.

(TR19)

ACCESS SERVICE

2. General Regulations (Cont'd)2.1 Undertaking of the Telephone Company (Cont'd)2.1.8 Refusal and Discontinuance of Service (Cont'd)

(E) If the Telephone Company does not refuse additional applications for service and/or does not discontinue the provision of the services as specified for herein, and the customer's noncompliance continues, nothing contained herein shall preclude the Telephone Company's right to refuse additional applications for service and/or to discontinue the provision of the services to the non-complying customer without further notice.

(F) If the National Exchange Carrier Association, Inc., notifies the Telephone Company that the Customer has failed to comply with Lifeline Assistance and Universal Service Fund provisions contained in NECA FCC No. 5, Section 8, including any Customer's failure to make payments on the date and times specified therein, the Telephone Company may, on thirty days' written notice to the Customer by Certified U.S. Mail or electronic mail (email) without undeliverable message from email address provided by the customer, take any of the following actions:

(C)

- refuse additional applications for service
- refuse to complete any pending orders for service.
- discontinue the provision of service to the Customer.

In the case of discontinuance, all applicable charges including termination charges shall become due.

2.1.9 Notification of SERVICE-Affecting Activities

The Telephone Company will provide the customer reasonable notification of service-affecting activities that may occur in the normal operation of its business. Such activities may include, but are not limited to the following:

- equipment or facilities additions,
- removals or rearrangements,
- routine preventative maintenance, and
- major switching machine change-out.

Generally, such activities are not individual customer service specific, but may affect many customer services. No specific advance notification period is applicable to all service activities. The Telephone Company will work cooperatively with the customer to determine reasonable notification requirements.

(TR102)

ACCESS SERVICE

2. General Regulations (Cont'd)2.1 Undertaking of the Telephone Company (Cont'd)2.1.10 Coordination with Respect to Network Contingencies

The Telephone Company intends to work cooperatively with the customer to develop network contingency plans in order to maintain maximum network capability following natural or man-made disasters which affect telecommunications services.

2.1.11 Provision and Ownership of Telephone Numbers

The Telephone Company reserves the reasonable right to assign, designate or change telephone numbers, any other call number designations associated with Access Services, or the Telephone Company serving central office prefixes associated with such numbers, when necessary in the conduct of its business. Should it become necessary to make a change in such number(s), the Telephone Company will furnish to the customer six (6) months notice, by Certified U.S. Mail, of the effective date and an explanation of the reason(s) for such change(s).

2.1.12 Preemption of Service

In certain instances, i.e., no spare services are available, it may be necessary to preempt existing services to provision or restore NSEP Services. If, in its best judgement, the Telephone Company deems it necessary to preempt, then the Telephone Company will ensure that:

- (A) A sufficient number of public switched services are available for public use if preemption of such services is necessary to provision NSEP TSP Service.
- (B) The services preempted have a lower or no assigned TSP priority.
- (C) A reasonable effort is made to notify the preempted service customer of the action to be taken.
- (D) A credit allowance for any preempted service shall be made in accordance with the provisions set forth in Section 2.4.4(A).

(TR19)

ACCESS SERVICE

2. General Regulations (Cont'd)2.2 Use2.2.1 Interference or Impairment

The characteristics and methods of operation of any circuits, facilities or equipment provided by other than the Telephone Company and associated with the facilities utilized to provide services under this tariff shall not:

- interfere with or impair service over any facilities of the Telephone Company, its affiliated companies, or its connecting and concurring carriers involved in its services,
- cause damage to their plant,
- impair the privacy of any communications carried over their facilities, or
- create hazards to the employees of any of them or the public.

2.2.2 Unlawful and Abusive Use

The service provided under this tariff shall not be used for an unlawful purpose or used in an abusive manner.

Abusive use includes:

- (1) The use of the service of the Telephone Company for a call or calls, anonymous or otherwise, in a manner reasonably expected to frighten, abuse, torment, or harass another;
- (2) The use of the service in such a manner as to interfere unreasonably with the use of the service by one or more other customers.

(TR19)

ACCESS SERVICE

2. General Regulations (Cont'd)2.3 Obligations of the Customer2.3.1 Damages

The customer shall reimburse the Telephone Company for damages to Telephone Company facilities utilized to provide services under this tariff caused by the negligence or willful act of the customer or resulting from the customer's improper use of the Telephone Company facilities, or due to malfunction of any facilities or equipment provided by other than the Telephone Company. Nothing in the foregoing provision shall be interpreted to hold one customer liable for another customer's actions. The Telephone Company will, upon reimbursement for damages, cooperate with the customer in prosecuting a claim against the person causing such damage and the customer shall be subrogated to the right of recovery by the Telephone Company for the damages to the extent of such payment.

2.3.2 Ownership of Facilities and Theft

Facilities utilized by the Telephone Company to provide service under the provisions of this tariff shall remain the property of the Telephone Company. Such facilities shall be returned to the Telephone Company by the customer, whenever requested, within a reasonable period. The equipment shall be returned in as good condition as reasonable wear will permit.

(TR19)

ACCESS SERVICE

2. General Regulations (Cont'd)2.3 Obligations of the Customer (Cont'd)2.3.3 Equipment Space and Power

The customer shall furnish or arrange to have furnished to the Telephone Company, at no charge, equipment space and electrical power required by the Telephone Company to provide services under this tariff at the points of termination of such services. The selection of ac or dc power shall be mutually agreed to by the customer and the Telephone Company.

The customer shall also make necessary arrangements in order that the Telephone Company will have access to such spaces at reasonable times for installing, testing, repairing or removing Telephone Company facilities used to provide services.

Space and power for service involving Expanded Interconnection shall be governed by the terms and conditions relating specifically to Expanded Interconnection. See Section 8.

2.3.4 Availability for Testing

Access to facilities used to provide services under this tariff shall be available to the Telephone Company at times mutually agreed upon in order to permit the Telephone Company to make tests and adjustments appropriate for maintaining the services in satisfactory operating condition. Such tests and adjustments shall be completed within a reasonable time. As set forth in 2.4.4(C)(4) following, (Credit Allowances for Service Interruptions) no credit will be allowed for any interruptions involved during such tests and adjustments.

2.3.5 Limitation of Use of Metallic Facilities

Signals applied to a metallic facility shall conform to the limitations set forth in Technical Reference Publication AS No. 1. In the case of application of dc telegraph signaling systems, the customer shall be responsible, at its expense, for the provision of current limiting devices to protect the Telephone Company facilities from excessive current due to abnormal conditions and for the provision of noise mitigation networks when required to reduce excessive noise.

(TR19)

ACCESS SERVICE

2. General Regulations (Cont'd)2.3 Obligations of the Customer (Cont'd)2.3.6 Balance

All signals for transmission over the facilities used to provide services under this tariff shall be delivered by the customer balanced to ground except for ground start, duplex (DX) and McCulloch-Loop (Alarm System) type signaling and dc telegraph transmission at speeds of 75 baud or less.

2.3.7 Design of Customer Services

Subject to the provisions of 2.1.7 preceding (Changes and Substitutions), the customer shall be solely responsible, at its own expense, for the overall design of its services and for any redesigning or rearrangement of its services which may be required because of changes in facilities, operations or procedures of the Telephone Company, minimum protection criteria or operating or maintenance characteristics of the facilities.

2.3.8 References to the Telephone Company

The customer may advise end users that certain services are provided by the Telephone Company in connection with the service the customer furnishes to end users; however, the customer shall not represent that the Telephone Company jointly participates in the customer's services.

(TR19)

ACCESS SERVICE

2. General Regulations (Cont'd)2.3 Obligations of the Customer (Cont'd)2.3.9 Claims and Demands for Damages

- (A) With respect to claims of patent infringement made by third persons, the customer shall defend, indemnify, protect and save harmless the Telephone Company from and against all claims arising out of the combining with, or use in connection with, the services provided under this tariff, any circuit, apparatus, system or method provided by the customer.
- (B) The customer shall defend, indemnify and save harmless the Telephone Company from and against any suits, claims, losses and damages, including punitive damages, attorney fees and court costs by third persons arising out of the construction, installation, operation, maintenance, or removal of the customer's circuits, facilities, or equipment connected to the Telephone Company's services provided under this tariff including, without limitation, Worker's Compensation claims, actions for infringement of copyright and/or unauthorized use of program material, libel and slander actions based on the content of communications transmitted over the customer's circuits, facilities or equipment, and proceedings to recover taxes, fines, or penalties for failure of the customer to obtain or maintain in effect any necessary certificates, permits, licenses, or other authority to acquire or operate the services provided under this tariff; provided, however, the foregoing indemnification shall not apply to suits, claims, and demands to recover damages for damage to property, death, or personal injury unless such suits, claims or demands are based on the tortious conduct of the customer, its officers, agents or employees.
- (C) The customer shall defend, indemnify and save harmless the Telephone Company from and against any suits, claims, losses or damages, including punitive damages, attorney fees and court costs by the customer or third parties arising out of any act of omission of the customer in the course of using services provided under this tariff.

(TR19)

ACCESS SERVICE

2. General Regulations (Cont'd)2.3 Obligations of the Customer (Cont'd)2.3.10 Coordination with Respect to Network Contingencies

The customer shall, in cooperation with the Telephone Company, coordinate in planning the actions to be taken to maintain maximum network capability following natural or man-made disasters which affect telecommunications services.

2.3.11 Jurisdictional Report and Certification Requirements(A) Certification Requirements - Special Access, Digital Subscriber Line Access, and Public Packet Data Network Services

When the customer orders Special Access Service, Digital Subscriber Line Access Service*, or Public Packet Data Network Service, and the customer certifies to the Telephone Company in writing that more than ten percent of the traffic is interstate, the service is considered to be interstate and is provided under this Tariff.

Following initial certification, should the jurisdictional nature of the customer's Special Access, Digital Subscriber Line Access, or Public Packet Data Network Services change, the customer should inform the Telephone Company in writing of the change. The effective date of the change will be the date the Telephone Company receives the customer's notice of change. No charge applies for the jurisdictional change.

(B) Disputes Involving Jurisdictional Certification - Special Access

If a dispute arises concerning the certification of projected interstate traffic as described in (A) above, the Telephone Company will ask the customer to provide the data the customer used to determine that more than 10% of the traffic is interstate. The customer shall supply the data within thirty (30) days of the Telephone Company request. If the reply results in a jurisdictional change of a Special Access Service, the effective date of the change will be the date the Telephone Company receives the customer's reply. There is no charge when the customer's reply results in a jurisdictional change in the Special Access Service. No changes will be made to existing interstate percentages until the requested detail has been provided to warrant such change.

* Digital Subscriber Line Access Service used for connections to the Internet is classified as interstate service provided under this tariff in compliance with the Federal Communications Commission's Memorandum Opinion and Order released October 30, 1998 (FCC98-292).

(TR19)

ACCESS SERVICE

2. General Regulations (Cont'd)2.3 Obligations of the Customer (Cont'd)2.3.11 Jurisdictional Report and Certification Requirements(C) Jurisdictional Reports - Switched Access

For Switched Access Service, the Telephone Company cannot in all cases determine the jurisdictional nature of customer traffic and its related access minutes. In such cases the customer may be called upon to provide a projected estimate of its traffic, split between the interstate and intrastate jurisdictions. The following regulations govern such estimates, their reporting by the customer and cases where the Telephone Company will develop jurisdictional percentages.

(1) General

When a customer initially orders Switched Access Service, the customer shall state in its order the Percent Interstate Usage (PIU) on a state wide, LATA , or billing account number level (at the option of the customer) on a local exchange company specific basis, separately for each of the following:

- Feature Group A (FGA)
- Feature Group B (FGB)
- Feature Group D (FGD)
- 500 Service Access
- 700 Service Access
- 800/888/877 Service Access
- 900 Service Access
- Switched Entrance Facilities
- Direct Trunk Transport
- Switched Transport Multiplexing Equipment
- Carrier Identification Parameter (CIP)

The PIU factor provided for each of the foregoing facilities categories (Switched Entrance Facilities, Switched Direct Trunk Transport, and Switched Transport Multiplexing Equipment and CIP) shall reflect the combination of all traffic types which traverse such facility category.

(TR19)

ACCESS SERVICE

2. General Regulations (Cont'd)2.3 Obligations of the Customer (Cont'd)2.3.11 Jurisdictional Report and Certification Requirements (Cont'd)(C) Jurisdictional Reports - Switched Access (Cont'd)(1) General (Cont'd)

Additionally, upon employing the 700 Service Access Code over Feature Group D Switched Access Services, the customer must provide the Company the PIU for the 700 calls. A PIU of less than one-hundred percent is not allowed in those LATA's where the service is not available as an intrastate access service. The customer shall report the PIU on a statewide, LATA or billing account number level (at the option of the customer) on a local exchange company specific basis.

The customer shall furnish to the Company annually a report of the actual PIU on a statewide, LATA or billing account number level (at the option of the customer) on a local exchange company specific basis, separately for each of the services listed previously in 2.3.11(e)(1). The customer, at its own option, may report revised PIU's more frequently if a change warrants an update before the annual period. These updates should be made to the Telephone Company on the first day of the next available quarter (January, July, or October). The annual report of revised PIU's should be received by the first of March of each year. The report should show revised interstate percentages of use representing interstate usage for the past calendar year period, for each interstate service. The revised percentage will be

(TR19)

ACCESS SERVICE

2. General Regulations (Cont'd)2.3 Obligations of the Customer (Cont'd)2.3.11 Jurisdictional Report and Certification Requirements (Cont'd)(C) Jurisdictional Reports - Switched Access (Cont'd)(1) General (Cont'd)

implemented July 1, and will serve as the interstate percentage for the next twelve months billing. If the customer does not supply the report, the Telephone Company will calculate a PIU based on the available known call detail for the customer's terminating access minutes for the prior quarter.

The customer shall compute the PIU using the following formula (rounded to a whole percentage).

$$\frac{\text{Interstate Minutes}}{\text{Total Minutes}}$$

(TR19)

ACCESS SERVICE

2. General Regulations (Cont'd)2.3 Obligations of the Customer (Cont'd)2.3.11 Jurisdictional Report and Certification Requirements (Cont'd)(C) Jurisdictional Reports - Switched Access (Cont'd)(2) Feature Groups A and B

Pursuant to Federal Communications Commission Order FCC 85-145 released April 16, 1985, interstate usage is to be developed as though every call that enters a customer network at a point within the same state as that in which the called station (as designated by the called station number) is situated, is an intrastate communication and every call for which the point of entry is in a state other than that where the called station (as designated by the called number) is situated is an interstate communication.

(a) When a customer orders Feature Group A and/or Feature Group B Switched Access Service the customer shall, in its order, state the projected interstate percentage for interstate usage for each Feature Group A and/or Feature Group B Switched Access Service group ordered. The term group shall be construed to mean single lines or trunks as well. If the customer adds or discontinues some but not all of the Feature Group A and/or Feature Group B Switched Access Services in a group, it shall provide a revised projected interstate percentage for the overall services provided. The revised report will serve as the basis for future billing and will be effective on the next bill date.

(b) For multiline hunt group or trunk group arrangements where either the interstate or the intrastate charges are based on measured usage, the interstate Feature Group A and/or Feature Group B Switched Access Service(s) information reported as set forth in (a) and (b) preceding will be used to determine the charges.

For all groups the number of access minutes (either measured or assumed) for a group will be multiplied by the projected interstate percentage to develop the interstate access minutes. The number of access minutes for the group minus the developed interstate access minutes for the group will be the developed intrastate access minutes.

(TR19)

ACCESS SERVICE

2. General Regulations (Cont'd)2.3 Obligations of the Customer (Cont'd)2.3.11 Jurisdictional Report Requirements (Cont'd)(C) Jurisdictional Reports - Switched Access (Cont'd)(3) Feature Groups C and D

When a customer orders Feature Group C or Feature Group D Switched Access Service(s) the customer may be required to provide the projected interstate usage for each end office in its order. The Telephone Company, where the jurisdiction can be determined from the call detail, will bill according to the call detail.

The Telephone Company, where the jurisdiction can not be determined from the call detail, will determine the projected interstate percentages as follows:

- When originating call details are insufficient to determine the jurisdiction for the call (e.g. 800/888/877 Access Service), the customer must supply the projected interstate percentage.

(TR19)

ACCESS SERVICE

2. General Regulations (Cont'd)2.3 Obligations of the Customer (Cont'd)2.3.11 Jurisdictional Report Requirements (Cont'd)(C) Jurisdictional Reports - Switched Access (Cont'd)(3) Feature Groups C and D

- For terminating access minutes, the customer may supply the interstate percentage or the customer may allow the Telephone Company to develop the projected interstate percentage for such terminating access minutes based on the available known call detail for the customer's terminating access minutes for the prior quarter. Customers choosing not to supply a PIU for terminating Feature Group C or D switched access service may continue to allow the Company to develop this PIU based on the available known call detail for the customer's terminating access minutes for the prior quarter. This percentage shall be used by the Company as the interstate percentage for such call detail.

When a customer employs the use of 700 or 900 Service Access Codes over Feature Group D switched access, the customer must provide the Company with the projected percentage of interstate use for the 700 or 900 calls made. The remaining percentage will be treated as the intrastate percentage.

(D) Billing Disputes Involving Jurisdictional Reports

If the Telephone Company disputes the PIU provided by the customer as set forth in (C) preceding, or the reported PIU varies by more than five percentage points over the preceding PIU, the Telephone Company will ask the customer to provide the data used by the customer to determine the projected interstate percentage. The customer shall retain, for a minimum of one year, accurate call detail records from which the percentage of interstate and intrastate use can be derived, and shall make such records available for inspection for PIU verification. Such records shall be made available for inspection and audit within 15 days of the Telephone Company's request for verification.

The Telephone Company shall limit audits to no more than one per year, except where additional audits may be required to verify allocation changes which represent a five percent shift from the customer's most recent reported figures, and such change is not the result of seasonal shifts or other identifiable reasons. The customer may request that verification audits be conducted by an independent auditor. In such cases the associated auditing expenses will be paid by the customer.

(TR19)

ACCESS SERVICE

2. General Regulations (Cont'd)2.3 Obligations of the Customer (Cont'd)2.3.11 Jurisdictional Report and Certification Requirements (Cont'd)(D) Billing Disputes Involving Jurisdictional Reports (Cont'd)

In the event that the customer fails to provide adequate records to enable the Telephone Company or an independent auditor to conduct an audit verifying the customer's PIU, the Telephone Company will bill the usage for all the contested periods using the existing PIU for the customer or the PIU calculated by the Telephone Company based on the available known call detail for the customer's access minutes for the prior quarter. This PIU will remain in effect until the customer provides the call detail records from which the percentage of interstate and intrastate use can be derived. No prorating or back billing will be done based on the newly derived factor.

2.3.12 Determination of Interstate Charges for Mixed
Interstate and Intrastate Switched Access Service

When mixed interstate and intrastate Switched Access Service is provided, all charges (i.e., nonrecurring, monthly and/or usage) including optional features charges, will be prorated between interstate and intrastate. The percentage determined as set forth in 2.3.11 preceding will serve as the basis for prorating the charges unless the Telephone Company is billing according to actuals by jurisdiction. The percentage of an Access Service to be charged as interstate is applied in the following manner:

(A) Monthly and Nonrecurring Charges

For monthly and nonrecurring chargeable rate elements, multiply the percent interstate use times the quantity of chargeable elements times the stated tariff rate.

(B) Usage Sensitive Charges

For usage sensitive (i.e., access minutes and calls) chargeable rate elements, multiply the percent interstate use times actual use (i.e., measured or Telephone Company assumed average use) times the stated tariff rate.

The interstate percentage may change as revised usage reports are submitted as set forth in 2.3.11 preceding.

(TR19)

ACCESS SERVICE

2. General Regulations (Cont'd)2.4 Payment Arrangements and Credit Allowances2.4.1 Payment of Rates, Charges and Deposits(A) Deposits

The Telephone Company will only require a customer which has a proven history of late payments to the Telephone Company or does not have established credit, to make a deposit prior to or at any time after the provision of a service to the customer. No such deposit will be required of a customer which is a successor of a company which has established credit and has no history of late payments to the Telephone Company. Such deposit will not exceed the actual or estimated rates and charges for the service for a two month period. The fact that a deposit has been made in no way relieves the customer from complying with the Telephone Company's regulations as to the prompt payment of bills. At such time as the provision of the service to the customer is terminated, the amount of the deposit will be credited to the customer's account and any credit balance which may remain will be refunded.

Such a deposit will be refunded or credited to the account when the customer has established credit or, in any event, after the customer has established a one-year prompt payment record at any time prior to the termination of the provision of the service to the customer. In case of a cash deposit, for the period the deposit is held by the Telephone Company, the customer will receive interest at the same percentage rate as that set forth in (C)(2)(a) or in (C)(2)(b) following, whichever is lower.

The rate will be compounded daily for the number of days from the date the customer deposit is received by the Telephone Company to and including the date such deposit is credited to the customer's account or the date the deposit is refunded by the Telephone Company. Should a deposit be credited to the customer's account, as indicated above, no interest will accrue on the deposit from the date such deposit is credited to the customer's account.

(TR19)

ACCESS SERVICE

2. General Regulations (Cont'd)2.4 Payment Arrangements and Credit Allowances (Cont'd)2.4.1 Payment of Rates, Charges and Deposits (Cont'd)(B) Bill Dates

The Telephone Company shall bill on a current basis all charges incurred by and credits due to the customer under this tariff attributable to services established or discontinued during the preceding billing period. In addition, the Telephone Company shall bill in advance charges for all services to be provided during the ensuing billing period except for charges associated with service usage and for the Federal Government which will be billed in arrears. The bill day (i.e., the billing date of a bill for a customer for Access Service under this tariff), the period of service each bill covers and the payment date will be as follows:

(1) End User Access Service, Digital Subscriber Line Access Service, and Presubscription

For End User Access Service, Digital Subscriber Line Access Service, and Presubscription Service, the Telephone Company will establish a bill day each month for each end user account or advise the customer in writing of an alternate billing schedule. Alternate billing schedules shall not be established on less than 60 days notice or initiated by the Telephone Company more than twice in any consecutive 12 month period. The bill will cover End User Access Service and Digital Subscriber Line Access Service charges for the ensuing billing period except for End User Access Service and Digital Subscriber Line Access Service for the Federal Government which will be billed in arrears. Any applicable Presubscription Charges, any known unbilled charges for prior periods and any known unbilled adjustments for prior periods for End User Access Service, Digital Subscriber Line Access Service, and Presubscription Service will be applied to this bill. Such bills are due when rendered.

(TR19)

ACCESS SERVICE

2. General Regulations (Cont'd)2.4 Payment Arrangements and Credit Allowances (Cont'd)2.4.1 Payment of Rates, Charges and Deposits (Cont'd)(B) Bill Dates (Cont'd)(2) Access Services Other Than End User, Digital Subscriber Line, and Presubscription

For Service other than End User Access Service, Digital Subscriber Line Access Service, and Presubscription Service, the Telephone Company will establish a bill day each month for each customer account or advise the customer in writing of an alternate billing schedule. Alternate billing schedules shall not be established on less than 60 days notice or initiated by the Telephone Company more than twice in any consecutive 12 month period.

The bill will cover nonusage sensitive service charges for the ensuing billing period for which the bill is rendered, any known unbilled nonusage sensitive charges for prior periods and unbilled usage charges for the period after the last bill day through the current bill day. Any known unbilled usage charges for prior periods and any known unbilled adjustments will be applied to this bill. Payment for such bills is due in immediately available funds by the payment date, as set forth in (C) following. If payment is not received by the payment date, a late payment penalty will apply as set forth in (C) following.

(C) Payment Dates and Late Payment Penalties

- (1) All bills dated as set forth in (B)(2) preceding for service, other than End User Service, Digital Subscriber Line Access Service, and Presubscription Service, provided to the customer by the Telephone Company are due 31 days (payment date) after the bill day or by the next bill date (i.e., same date in the following month as the bill date), whichever is the shortest interval, except as provided herein, and are payable in immediately available funds. If the customer does not receive a bill at least 20 days prior to the 31 day payment due date, then the bill shall be considered delayed.

(TR19)

ACCESS SERVICE

2. General Regulations (Cont'd)2.4 Payment Arrangements and Credit Allowances (Cont'd)2.4.1 Payment of Rates, Charges and Deposits (Cont'd)(C) Payment Dates and Late Payment Penalties (Cont'd)

When the bill has been delayed, upon request of the customer the due date will be extended by the number of days the bill was delayed. Such request of the customer must be accompanied with proof of late bill receipt.

All bills dated as set forth in (2) preceding for service, other than End User Service and Presubscription Service, provided to the customer by the Telephone Company are due 31 days (payment date) after the bill day or by the next bill date (i.e., same date in the following month as the bill date), whichever is the shortest interval, except as provided herein, and are payable in immediately available funds. If such payment date would cause payment to be due on a Saturday, Sunday or Holiday (i.e., New Year's Day, Martin Luther King, Jr. Day, Independence Day, Labor Day, Thanksgiving Day, Christmas Day, the second Tuesday in November and a day when Washington's Birthday, Memorial Day or Columbus Day is legally observed), payment for such bills will be due from the customer on the first non-Holiday weekday following such Saturday, Sunday or Holiday.

(C)
|
(C)

(TR103)

ACCESS SERVICE

2. General Regulations (Cont'd)2.4 Payment Arrangements and Credit Allowances (Cont'd)2.4.1 Payment of Rates, Charges and Deposits (Cont'd)(C) Payment Dates and Late Payment Penalties (Cont'd)

(2) Further, if no payment is received by the payment date or if a payment or any portion of a payment is received by the Telephone Company after the payment date as set forth in (1) preceding, or if a payment or any portion of a payment is received by the Telephone Company in funds which are not immediately available to the Telephone Company, then a late payment penalty shall be due to the Telephone Company. The late payment penalty shall be the payment or the portion of the payment not received by the payment date times a late factor. The late factor shall be the lesser of:

(a) the highest interest rate (in decimal value) which may be levied by law for commercial transactions, compounded daily for the number of days from the payment date to and including the date that the customer actually makes the payment to the Telephone Company, or

(b) 0.000292 per day, compounded daily for the number of days from the payment date to and including the date that the customer actually makes the payment to the Telephone Company.

(D) Valid Billing Dispute

A valid billing dispute consists of written documentation specifically listing the total dollar amount of the dispute, specific rate elements being disputed and their dollar amounts as well as identifying one of seven reasons below for the dispute, along with specific supporting detail. A valid billing dispute must be received by the payment date of the bill. If customer is withholding payment for the bill or any portion of the bill a valid billing dispute must be received by the payment date or the bill will be handled as a non-payment in accordance with Section 2.4.1 (C) above. If customer pays the bill by the payment date and subsequently submits a valid billing dispute no late payment penalties will be incurred.

(C)

(C)

1. Incorrect Rate
2. Error in quantity (i.e. minutes or quantity of circuits incorrect.)
3. Service no longer exists
4. Invalid factors
5. Incorrect customer being billed
6. Invalid Purchase Order Number (PON)
7. Improper Backbilling

(C)

(TR79)

ACCESS SERVICE

2. General Regulations (Cont'd)2.4 Payment Arrangements and Credit Allowances (Cont'd)2.4.1 Payment of Rates, Charges and Deposits (Cont'd)(D) Valid Billing Disputes (Cont'd)

Any dispute submitted by customer that does not identify one of the seven preceding reasons along with specific supporting detail is an invalid billing dispute. Invalid billing disputes will be rejected as such without investigation by the Telephone Company. The date of the valid billing dispute shall be the day the Telephone Company receives written documentation as described above.

The date of resolution shall be the day the Telephone Company provides notification that it has completed its investigation and provides written notice to the customer regarding the disposition of the claim, i.e., resolved in favor of the customer or dispute denied by the Telephone Company, and credits the customer's account, if applicable. In the event customer has paid the entire bill prior to decision of the dispute in favor of the customer the Telephone Company will apply interest and credit for the amount of the overpayment to the customer's account.

Refusal to pay an entire invoice or any portion thereof without a valid billing dispute against that particular invoice will be handled as a non-payment in accordance with section 2.4.1(C) above. These provisions do not negate the customers right in any way to file a complaint with the F.C.C., pursuant to Section 208 of the Communications Act of 1934 as amended.

(C)
I
(C)

(E) Billing Disputes Denied by the Telephone Company

Refusal to pay a dispute denied by the Telephone Company will be handled as a non-payment in accordance with Section 2.4.1 (C) above. Late payment charges will apply to amounts withheld pending settlement of the dispute. Late payment charges are calculated as set forth in (C)(2) preceding except that when the customer disputes the bill on or before the payment date and pays the undisputed amount on or before the payment date, the penalty interest period shall not begin until 10 days following the payment date.

(TR 100)

ACCESS SERVICE

2. General Regulations (Cont'd)2.4 Payment Arrangements and Credit Allowances (Cont'd)2.4.1 Payment of Rates, Charges and Deposits (Cont'd)(F) Billing Disputes Resolved in Favor of the Customer

If the customer pays the total billed amount and disputes all or part of the amount, the Telephone Company will refund any overpayment. In addition, the Telephone Company will pay to the customer penalty interest on the overpayment. When a claim is filed within 90 days of the due date, the penalty interest period shall begin on the payment date. When a claim is filed more than 90 days after the due date, the penalty interest period shall begin from the date of the claim or the date of overpayment, whichever is later.

The penalty interest period shall end on the date that the Telephone Company actually refunds the overpayment to the customer. The penalty interest rate shall be the lesser of:

- (1) the highest interest rate (in decimal value) which may be levied by law for commercial transactions, compounded daily for the number of days from the first date to and including the last date of the period involved, or
- (2) 0.000292 per day, compounded daily for the number of days from the first date to and including the last date of the period involved.

(TR19)

ACCESS SERVICE

2. General Regulations (Cont'd)2.4 Payment Arrangements and Credit Allowances (Cont'd)2.4.1 Payment of Rates, Charges and Deposits (Cont'd)(G) Rounding of Charges

When a rate as set forth in this tariff is shown to more than two decimal places, the charges will be determined using the rate shown. The resulting amount will then be rounded to the nearest penny (i.e., rounded to two decimal places).

(H) Taxes, Fees and Surcharges

There shall be added to the customer's bills, as a separate item, an amount equal to the proportionate part of any license, occupation, franchise, or other similar fee or tax or cost of a tax now or hereafter imposed upon the Telephone Company's interstate revenues by a taxing jurisdiction, and which fee or tax is based upon a percentage of the interstate receipts of the Telephone Company. Where more than one such fee or tax is imposed, each of the charges or taxes applicable to a customer shall be added to the customer's bill as separately identified items. Such taxes or fees will not be applied to the Federal Universal Service Fee or Lifeline services. The taxing jurisdiction and applicable factors are as follows:

Jurisdiction	Tax Factors
Kentucky (Gross Revenues Tax Surcharge)	1.31%

2.4.2 Minimum Periods

The minimum period for which services are provided and for which rates and charges are applicable is one month except for the following, or as otherwise specified in the tariff:

- Switched Access usage rated services
- Switched Access High Capacity DS3 Entrance Facility and Direct Trunked Transport
- Switched Access Synchronous Optical Channel OC3 and OC12 Entrance Facility and Direct Trunked Transport
- Special Access Part-time Video
- Special Access Program Audio
- Special Access High Capacity Service
- Special Access Synchronous Optical Channel Service
- Frame Relay Access Service

The minimum period for which service is provided and for which rates and charges are applicable for a Specialized Service or Arrangement provided on an individual case basis as set forth in Section 12 following, is one month unless a different minimum period is established with the individual case filing.

When a service is discontinued prior to the expiration of the minimum period, charges are applicable, whether the service is used or not, as follows:

(TR19)

ACCESS SERVICE

2. General Regulations (Cont'd)2.4 Payment Arrangements and Credit Allowances (Cont'd)2.4.2 Minimum Periods (Cont'd)

- (A) When a service with a one month minimum period is discontinued prior to the expiration of the minimum period, a one month charge will apply at the rate level in effect at the time service is discontinued.
- (B) When a service with a minimum period greater than one month is discontinued prior to the expiration of the minimum period, the applicable charge will be the lesser of (1) the Telephone Company's total nonrecoverable costs less the net salvage value for the discontinued service or (2) the total monthly charges, at the rate level in effect at the time service is discontinued, for the remainder of the minimum period.

2.4.3 Cancellation of an Order for Service

Provisions for the cancellation of an order for service are set forth in other applicable sections of this tariff.

2.4.4 Credit Allowance for Service Interruptions(A) General

A service is interrupted when it becomes unusable to the customer because of a failure of a facility component used to furnish service under this tariff or in the event that the protective controls applied by the Telephone Company result in the complete loss of service by the customer as set forth in 6.2.1 following. An interruption period starts when an inoperative service is reported to the Telephone Company, and ends when the service is operative.

(B) When a Credit Allowance Applies

In case of an interruption to any service, allowance for the period of interruption, if not due to the negligence of the customer, shall be provided.

For the following services, any period during which the error performance is below that specified for the service will be considered as an interruption:

- Digital Data (DA1 through DA6)
- High Capacity (HC1)
- Synchronous Optical Channel service (OB, OD)

Service interruptions for Specialized Service or Arrangements provided under Section 12 following shall be administered in the same manner as those set forth in this section (2.4.4) unless other regulations are specified with the individual case filing.

(TR19)

ACCESS SERVICE

2. General Regulations (Cont'd)2.4 Payment Arrangements and Credit Allowances (Cont'd)2.4.4 Credit Allowance for Service Interruptions (Cont'd)(B) When a Credit Allowance Applies (Cont'd)

Credit allowances are computed as follows:

- (1) Special Access Service Other than Program Audio and Video, flat rated Switched Access Service and Digital Subscriber Line Access Service rate elements

For Special Access Services other than Program Audio and Video Services, for flat rated Switched Access Service rate elements (i.e., Entrance Facility, Direct Trunked Transport, Multiplexing, Add/Drop Multiplexing, Customer Node, and Customer Premises Port), and for Digital Subscriber Line Access Service, no credit shall be allowed for an interruption of less than 30 minutes. The customer shall be credited for an interruption of 30 minutes or more at the rate of 1/1440 of the monthly charges for the facility or service for each period of 30 minutes or Major Fraction Thereof that the interruption continues.

The monthly charges used to determine the credit shall be as follows:

(a) Two-point Services

For two-point services, the monthly charge shall be the total of all the monthly rate element charges associated with the service (e.g., two channel terminations, channel mileage and optional features and functions).

(b) Multipoint Services

For multipoint services, the monthly charge shall be only the total of all the monthly rate element charges associated with that portion of the service that is inoperative (e.g., a channel termination per customer designated premises, channel mileage and optional features and functions).

(TR19)

ACCESS SERVICE

2. General Regulations (Cont'd)2.4 Payment Arrangements and Credit Allowances (Cont'd)2.4.4 Credit Allowance for Service Interruptions (Cont'd)(B) When a Credit Allowance Applies (Cont'd)

- (1) Special Access Service other than Program Audio and Video, flat rated Switched Access Service, and Digital Subscriber Line Access Service rate elements (Cont'd)

(c) Multiplexed Services

For multiplexed services, the monthly charge shall be the total of all the monthly rate element charges associated with that portion of the service that is inoperative. When the facility which is multiplexed or the multiplexer itself is inoperative, the monthly charge shall be the total of all the monthly rate element charges associated with the service to the hub and any individual services from the hub. For Special Access, those charges include Channel Termination, Channel Mileage, and Optional Features and functions. For switched Access, those Charges include Entrance Facility, Direct Trunked Transport, Multiplexing and optional features and functions such as Add/Drop Multiplexing, Customer Node, and Customer Premises Port.

When the service which rides a channel of the multiplexed facility is inoperative, the monthly charge shall be the total of all the monthly rate element charges associated with that portion of the service from the hub to a customer premises (i.e., channel termination, channel mileage, Direct Trunked Transport, and optional features and functions).

- (d) Flat rated Switched Access Service and Digital Subscriber Line Access Service rate elements

For flat rated Switched Access Service rate elements, the monthly charge shall be the total of all the monthly rate element charges associated with the service (i.e., Entrance Facility, Direct Trunked Transport and Multiplexing).

For flat rated Digital Subscriber Line Access Service, the monthly charge shall be the total of the monthly rate element charges for the Digital Subscriber Line Access Service.

(TR19)

ACCESS SERVICE

2. General Regulations (Cont'd)2.4 Payment Arrangements and Credit Allowances (Cont'd)2.4.4 Credit Allowance for Service Interruptions (Cont'd)(B) When a Credit Allowance Applies (Cont'd)

- (1) Special Access Service other than Program Audio and Video, flat rated Switched Access Service, and Digital Subscriber Line Access Service rate elements (Cont'd)

(e) Public Packet Data Network Services

For Public Packet Data Network Service rate elements, where available, the monthly charge shall be the total of all monthly rate element charges associated with the service (i.e., Frame Relay Access Connection, Frame Relay Inter-network Connection, End User Port, Inter-network Customer Port, and Permanent Virtual Connections).

(2) Program Audio and Video Special Access Services

For Program Audio and Video Special Access Services, no credit shall be allowed for an interruption of less than 30 seconds. The customer shall be credited for an interruption of 30 seconds or more as follows:

- (a) For two-point services, when monthly rates are applicable, the credit shall be at the rate of 1/8640 of the monthly charges for the service for each period of 5 minutes or fraction thereof that the interruption continues.
- (b) For two-point services, when daily rates are applicable, the credit shall be at the rate of 1/288 of the daily charges for the service for each period of 5 minutes or fraction thereof that the interruption continues.
- (c) For multipoint services, when monthly rates are applicable, the credit shall be at the rate of 1/8640 of the monthly charges for each channel termination, channel mileage and optional features and functions that are inoperative for each period of 5 minutes or fraction thereof that the interruption continues.

(TR19)

ACCESS SERVICE

2. General Regulations (Cont'd)2.4 Payment Arrangements and Credit Allowances (Cont'd)2.4.4 Credit Allowance for Service Interruptions (Cont'd)(B) When a Credit Allowance Applies (Cont'd)(2) Program Audio and Video Special Access Services
(Cont'd)

(d) For multipoint services, when daily rates are applicable, the credit shall be at the daily rate of 1/288 of the daily charges for channel termination, channel mileage and optional features and functions that are inoperative for each period of 5 minutes or fraction thereof that the interruption continues.

(e) For multipoint services, the credit for the monthly or daily charges includes the charges for the distribution amplifier only when the distribution amplifier is inoperative.

(f) When two or more interruptions occur during a period of 5 consecutive minutes, such multiple interruptions shall be considered as one interruption.

(3) Switched Access Service Usage Rated Elements

For Switched Access Service usage rated elements, no credit shall be allowed for an interruption of less than 24 hours. The customer shall be credited for an interruption of 24 hours or more at the rate of 1/30 of any applicable monthly rate or assumed minutes of use charge for each period of 24 hours or major fraction thereof that the interruption continues.

(TR19)

ACCESS SERVICE

2. General Regulations (Cont'd)2.4 Payment Arrangements and Credit Allowances (Cont'd)2.4.4 Credit Allowance for Service Interruptions (Cont'd)(B) When a Credit Allowance Applies (Cont'd)(4) Credit Allowances Cannot Exceed Monthly Rate

The credit allowance(s) for an interruption or for a series of interruptions shall not exceed any monthly rate for the service interrupted in any one monthly billing period.

(C) When a Credit Allowance Does Not Apply

No credit allowance will be made for:

- (1) Interruptions caused by the negligence of the customer.
- (2) Interruptions of a service due to the failure of equipment or systems provided by the customer or others.
- (3) Interruptions of a service during any period in which the Telephone Company is not afforded access to the premises where the service is terminated.
- (4) Interruptions of a service when the customer has released that service to the Telephone Company for maintenance purposes, to make rearrangements, or for the implementation of an order for a change in the service during the time that was negotiated with the customer prior to the release of that service. Thereafter, a credit allowance as set forth in (B) preceding applies.

(TR19)

ACCESS SERVICE

2. General Regulations (Cont'd)2.4 Payment Arrangements and Credit Allowances (Cont'd)2.4.4 Credit Allowance for Service Interruptions (Cont'd)(C) When a Credit Allowance Does Not Apply (Cont'd)

- (5) Interruptions of a service which continue because of the failure of the customer to authorize replacement of any element of special construction. The period for which no credit allowance is made begins on the seventh day after the customer receives the Telephone Company's written notification of the need for such replacement and ends on the day after receipt by the Telephone Company of the customer's written authorization for such replacement.
- (6) Periods when the customer elects not to release the service for testing and/or repair and continues to use it on an impaired basis.
- (7) An interruption or a group of interruptions, resulting from a common cause, for amounts less than one dollar.

(D) Use of an Alternative Service Provided by the Telephone Company

Should the customer elect to use an alternative service provided by the Telephone Company during the period that a service is interrupted, the customer must pay the tariffed rates and charges for the alternative service used.

(TR19)

ACCESS SERVICE

2. General Regulations (Cont'd)2.4 Payment Arrangements and Credit Allowances (Cont'd)2.4.4 Credit Allowance for Service Interruptions (Cont'd)(E) Temporary Surrender of a Service

In certain instances, the customer may be requested by the Telephone Company to surrender a service for purposes other than maintenance, testing or activity relating to a service order. If the customer consents, a credit allowance will be granted. The credit allowance will be 1/1440 of the monthly rate for each period of 30 minutes or fraction thereof that the service is surrendered. In no case will the credit allowance exceed the monthly rate for the service surrendered in any one monthly billing period.

2.4.5 Re-establishment of Service Following Fire, Flood or Other Occurrence(A) Nonrecurring Charges Do Not Apply

Charges do not apply for the re-establishment of service following a fire, flood or other occurrence attributed to an Act of God provided that:

- (1) The service is of the same type as was provided prior to the fire, flood or other occurrence.
- (2) The service is for the same customer.
- (3) The service is at the same location on the same premises.
- (4) The re-establishment of service begins within 60 days after Telephone Company service is available. (The 60 day period may be extended a reasonable period if the renovation of the original location on the premises affected is not practical within the allotted time period).

(TR19)

ACCESS SERVICE

2. General Regulations (Cont'd)2.4 Payment Arrangements and Credit Allowances (Cont'd)2.4.5 Re-establishment of Service Following Fire, Flood or Other Occurrence (Cont'd)(B) Nonrecurring Charges Apply

Nonrecurring Charges apply for establishing service at a different location on the same premises or at a different premises pending re-establishment of service at the original location.

2.4.6 Title or Ownership Rights

The payment of rates and charges by customers for the services offered under the provisions of this tariff does not assign, confer or transfer title or ownership rights to proposals or facilities developed or utilized, respectively, by the Telephone Company in the provision of such services.

2.4.7 Access Services Provided by More Than One Telephone Company

When an Access Service is provided by more than one Telephone Company, the Telephone Companies involved will mutually agree upon one of the billing methods as set forth in (B)(1) and (2) following based upon the service being provided. The Telephone Company will notify the customer in writing of the billing method being used. The customer will place the order for the service as set forth in 5.3 following dependent upon the billing method.

(TR19)

ACCESS SERVICE

2. General Regulations (Cont'd)2.4 Payment Arrangements and Credit Allowances (Cont'd)2.4.7 Access Services Provided by More Than One Telephone Company (Cont'd)(A) Non-Meet Point Billing/Feature Group A

Non Meet Point Billing under a Revenue Sharing Agreement is the generally accepted billing method for Feature Group A Switched Access Service. At the agreement of the participating Telephone Companies, Meet Point Billing may apply to jointly provided Feature Group A services as set forth in (B) following.

(1) Single Company Billing/Revenue Sharing

All Telephone Companies jointly providing Feature Group A service will receive an order or a copy of the order, from the customer, as specified in 5.3.1(A) following. The telephone company that provides the dial tone will arrange to provide the service, determine the applicable charges and bill the customer for the entire service in accordance with its Access Services tariff as provided for under a Feature Group A Revenue Sharing Agreement.

(TR19)

ACCESS SERVICE

2. General Regulations (Cont'd)2.4 Payment Arrangements and Credit Allowances (Cont'd)2.4.7 Access Services Provided by More Than One Telephone Company
(Cont'd)(B) Meet Point Billing

Meet Point Billing is required when an access service is provided by multiple Telephone Companies for Feature Groups B, C and D Switched Access Services, and Special Access Service. It is optional for Feature Group A Switched Access Service.

Each Telephone Company jointly providing the access service will receive an order or a copy of the order from the customer as specified in 5.3.2 following and arrange to provide the service.

For usage rated access services the access minutes of use will generally be determined by the recording company. Where the recording company is not the Bill Rendering Company, the recording company will provide detailed usage records to the Bill Rendering Company to develop the access minutes.

The Bill Rendering Company is a single bill arrangement for Feature Groups B, C, and D Switched Access Services, is normally the end user's end office, for WATS usage the Bill Rendering Company is normally the WATS Serving Office, for Directory Assistance, the Bill Rendering Company is normally the Directory Assistance location. The name of the Bill Rendering Company will be included in the meet point billing notification provided to the customer by all the telephone companies on all meet point billed services.

The non Bill Rendering Company(s) is any Telephone Company(s) in whose territory a segment of the Local Transport or Channel Mileage is provided and/or where the customer's Point of Termination is located.

There are two Meet Point Billing Options, Single Bill and Multiple Bill. These billing options are explained in (1) and (2) following. When a single bill option can not be agreed to by all telephone companies providing service, the multiple bill option is the default.

(TR19)

ACCESS SERVICE

2. General Regulations (Cont'd)2.4 Payment Arrangements and Credit Allowances (Cont'd)2.4.7 Access Services Provided by More Than One Telephone Company
(Cont'd)(B) Meet Point Billing (Cont'd)

Each telephone company must provide meet point billing notification to the customer, in writing, when new service is ordered or thirty days prior to changing an existing meet point arrangement. The notification should include the following:

- The Meet Point Billing Option that will be used,
- The Telephone Company(s) that will render the bill(s).
- The Telephone Company(s) to whom payment(s) should be remitted, and
- The Telephone Company(s) that will provide the bill inquiry function.

A Telephone Company that renders a meet point bill, the Bill Rendering Company, will render the bill in accordance with the industry standards as described in the Multiple Exchange Carrier Access Billing (MECAB) Guidelines and the Multiple Exchange Carrier Ordering and Design (MECOD) Guidelines. The bill will include cross reference(s) to the other telephone Company(s) providing service and common circuit identifiers. Should a billing dispute arise, the terms and conditions of the Bill Rendering company will apply.

(1) Single Bill Option

The single bill option allows the customer to receive one bill for access services that are provided by more than one company. The single bill option provides the following three billing alternatives:

- Single Bill/Multiple Tariff
- Single Bill/Pass Through Billing, and
- Single Bill/Single Tariff

These options are described following in (a), (b) and (c) respectively.

(TR19)

ACCESS SERVICE

2. General Regulations (Cont'd)2.4 Payment Arrangements and Credit Allowances (Cont'd)2.4.7 Access Services Provided By More Than One Telephone Company
(Cont'd)(B) Meet Point Billing (Cont'd)(1) Single Bill Option (Cont'd)(a) Single Bill/Multiple Tariff

The single bill/multiple tariff bill is prepared by the Bill Rendering Company but reflects all rates and charges for each connecting company's part of the service based on each company's access tariff.

The Bill Rendering Company will:

- determine and include all recurring and nonrecurring rates and charges for each involved Telephone Company;
- identify each involved Telephone Company's rates and charges separately on the bill;
- forward the bill to the customer and provide a copy of the bill or other substantiation of the charges to the connecting Telephone Companies; and
- advise the customer how to remit the payment, either directly to each Telephone Company involved in the provision of this meet point billed service, or, as a single payment made to the Bill Rendering Company. If payments are to be sent directly to the Bill Rendering Company, the non Bill Rendering Company(s) will provide the customer with written authorization for the payment arrangement.

(b) Single Bill/Pass-Through Billing

The single bill/pass-through bill is compiled by the Bill Rendering Company. Each Telephone Company will prepare a bill for its portion of the access service and forward it to the Bill Rendering Company. Normally, these connecting telephone company bills are forwarded to the Bill Rendering Company without usage to eliminate possible delays.

(TR19)

ACCESS SERVICE

2. General Regulations (Cont'd)2.4 Payment Arrangements and Credit Allowances (Cont'd)2.4.7 Access Services Provided By More Than One Telephone Company
(Cont'd)(B) Meet Point Billing (Cont'd)(1) Single Bill Option (Cont'd)(b) Single Bill/Pass-Through Billing (Cont'd)

Each non Bill Rendering Company will:

- prepare its own bill;
- determine its rates and charges for Local Transport, Directory Transport and/or Channel Mileage as set forth in (3) following;
- determine and include all applicable recurring and nonrecurring rates and charges of its access tariff; and
- forward the bill to the Bill Rendering Company for the meet point access service.

The Bill Rendering Company will:

- apply usage data, when needed, to the bills and calculate the charges;
- combine all the bills of the involved Telephone Companies providing the meet point access service;
- forward the bill to the customer; and
- advise the customer how to remit the payment, either directly to each Telephone Company involved in the provision of this meet point billed service; or, as a single payment made to the Bill Rendering Company. If payments are to be sent directly to the Bill Rendering Company, the non Bill Rendering Company(s) will provide the customer with written authorization for the payment arrangement.

(TR19)

ACCESS SERVICE

2. General Regulations (Cont'd)2.4 Payment Arrangements and Credit Allowances (Cont'd)2.4.7 Access Services Provided By More Than One Telephone Company
(Cont'd)(B) Meet Point Billing (Cont'd)(1) Single Bill Option (Cont'd)

- (c) The single bill/single tariff bill provides a meet point bill that is billed completely at the Bill Rendering Company's tariff rates and regulations.

The Bill Rendering Company will:

- determine and include on the access bill all usage data and all other recurring and nonrecurring rates and charges per its access tariff; and
- forward the bill to the customer.

The customer will remit the payment to the Bill Rendering Company.

(2) Multiple Bill Option

Under the Multiple Bill Option each company providing the access service will render an access bill to the customer for its portion of the service based on its access tariff rates and regulations. For switched access Multiple bills, the end office company is generally the Initial Billing Company (IBC). The IBC is the company that calculates the access minutes to be billed to the customer and provides this data to each connecting company providing service, i.e., the Subsequent Billing Company(s). Each company, IBC and SBC, will:

(TR19)

ACCESS SERVICE

2. General Regulations (Cont'd)2.4 Payment Arrangements and Credit Allowances (Cont'd)2.4.7 Access Services Provided By More Than One Telephone Company
(Cont'd)(B) Meet Point Billing (Cont'd)(2) Multiple Bill Option (Cont'd)

- prepare its own bill;
- determine its charge(s) for Local Transport, Directory Transport, and/or Channel Mileage as set forth in (3) following;
- determine and include all recurring and nonrecurring rates and charges of its access tariff;
- reflect its Billing Account Reference (BAR) and all connecting company Billing Account Cross Reference (BACR) code(s);
- forward its bill to the customer.

The customer will remit payment directly to each Bill Rendering Company.

(3) Determination of Meet Point Billed Local Transport and Channel Mileage Charges

Each Telephone Company's portion of the Local Transport and Channel mileage will be developed as follows:

- (a) Determine the appropriate Local Transport or Channel Mileage by computing the number of airline miles between the Telephone Company premises (end office, access tandem or serving wire centers for Switched Access or serving wire centers for Special Access) using the V&H method set forth respectively in 6.4.6 and 7.2.5 following.
- (b) Determine the billing percentage (BP), as set forth in NATIONAL EXCHANGE CARRIER ASSOCIATION, INC. TARIFF F.C.C. NO. 4, which represents the portion of the service provided by each Telephone Company.

(TR19)

ACCESS SERVICE

2. General Regulations (Cont'd)2.4 Payment Arrangements and Credit Allowances (Cont'd)2.4.7 Access Services Provided By More Than One Telephone Company
(Cont'd)(B) Meet Point Billing (Cont'd)(3) Determination of Meet Point Billed Local
Transport and Channel Mileage Charges (Cont'd)

- (c) Originating rates are applicable when originating Tandem Switched Transport is provided. Terminating Tandem 3rd Party rates are applicable when Terminating Tandem Switched Transport is provided through a Telephone Company Access Tandem and the Terminating End Office is not owned by the Telephone Company. Terminating Tandem 3rd Party rates are also applicable when Terminating Tandem Switched Transport is provided through a Telephone Company Access Tandem not owned by the Telephone Company and the Terminating End Office is owned by the Telephone Company (including Direct-Trunked Transport arrangements), otherwise, Terminating - Tandem End Office rates apply. For Tandem Switched Transport:

(C)
|
|
|
|
|
|
|
|
|
|
|
|
|
|
|
(C)

- multiply the number of originating and terminating access minutes of use times the number of airline miles, as set forth in (a) preceding, times the BP for each Telephone Company, as set forth in (b) preceding, times the Tandem Switched Facility rate;

- multiply the Tandem Switched Termination rate times the number of originating and terminating access minutes routed over the facility.

The Tandem Switched Termination rate is applied as set forth in 6.1.3(A) following. The Switched Access Nonrecurring Charges are applied as set forth in 6.4.1(B) following. (Note: The BP is not applied to the Switched Access Tandem Switched Termination rate or any Nonrecurring Charge.)

(TR90)

ACCESS SERVICE

2. General Regulations (Cont'd)2.4 Payment Arrangements and Credit Allowances (Cont'd)2.4.7 Access Services Provided By More Than One Telephone Company
(Cont'd)(B) Meet Point Billing (Cont'd)(3) Determination of Meet Point Billed Local
Transport and Channel Mileage Charges (Cont'd)(d) For Feature Groups A, B, C and D Direct
Trunked Transport:

- multiply the number of airline miles, as set forth in (a) preceding, times the BP for each Telephone Company, as set forth in (b) preceding, times the Direct Trunked Facility rate.
- The Direct Trunked Termination rate is applied as set forth in 6.1.3(A) following. The Switched Access Nonrecurring Charges are applied as set forth in 6.4.1(B) following. (Note: The BP is not applied to either the Switched Access Direct Trunked Termination rate or any Nonrecurring Charge.)

(e) For Feature Groups A, B, C and D:

- When the end office (which may be a Remote Switching Module or WATS Serving Office) is located within the operating territory of a Windstream Company, multiply the Interconnection Charge rate times the number of originating and terminating access minutes that are switched at the end office.
- When the Entrance Facility and/or Multiplexing equipment is located within the operating territory of a Windstream Company, the Entrance Facility and/or Multiplexing charge will apply.
- The Billing Percentage (BP) is not applicable to the Residual Interconnection charge, Entrance Facility or Multiplexer.

(TR19)

ACCESS SERVICE

2. General Regulations (Cont'd)2.4 Payment Arrangements and Credit Allowances (Cont'd)2.4.7 Access Services Provided By More Than One Telephone Company
(Cont'd)(B) Meet Point Billing (Cont'd)(3) Determination of Meet Point Billed Local
Transport and Channel Mileage Charges (Cont'd)

- (f) For Special Access, multiply the number of airline miles, as set forth in (a) preceding, times the BP for each Telephone Company, as set forth in (b) preceding, times the Channel Mileage Facility rate and add the Channel Mileage Termination rate.

The Special Access Channel Mileage Termination rate and nonrecurring charges are applied as set forth in 7.2.1(B)(2) and 7.2.2(C) following. (Note: The BP is not applied to either the Channel Mileage Termination Recurring Rate or any Nonrecurring Charge.)

- (g) When three or more Telephone Companies are involved in providing an Access Service, the intermediate Telephone Company(s) will determine the appropriate charges as set forth in (c) through (f) preceding. Additionally, when a segment of the Tandem Switched Facility, Direct Trunked Facility or Channel Mileage Facility is measured to the intermediate office(s), Tandem Switched Termination, the Direct Trunked Termination or Channel Mileage Termination rates are also applied at the intermediate Telephone Company(s) office(s).

(TR19)

ACCESS SERVICE

2. General Regulations (Cont'd)2.4 Payment Arrangements and Credit Allowances (Cont'd)2.4.7 Access Services Provided By More Than One Telephone Company
(Cont'd)(B) Meet Point Billing (Cont'd)(3) Determination of Meet Point Billed Local Transport and Channel Mileage Charges (Cont'd)(h) Example 1 - Originating Switched Access (C)

(See Diagram 1) (C)

Feature Group D Switched Access ordered to End Office A.

Originating End Office and Access Tandem are in the operating territory of The Telephone Company (TC-A) (C)

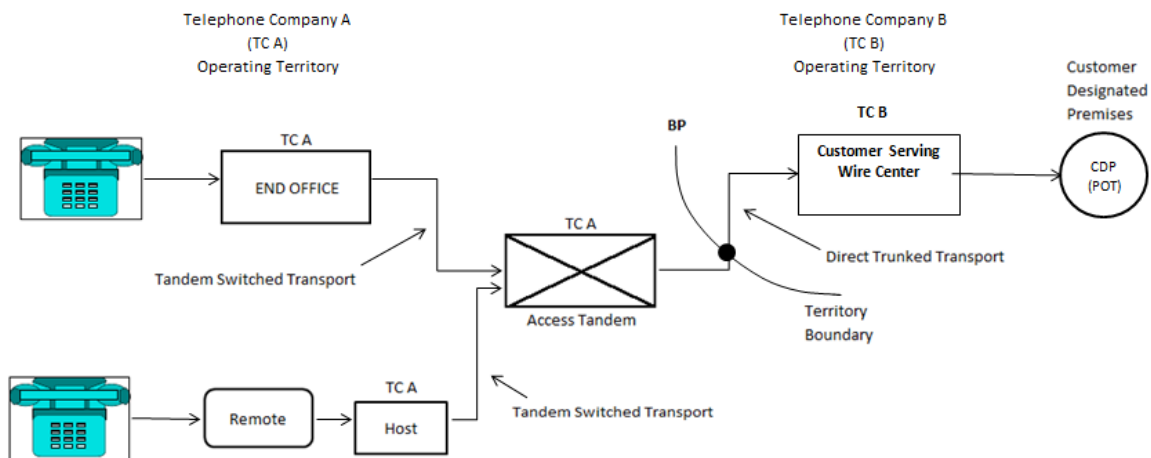
Customer designated premises is in the operating territory of another telephone company (TC-B) (C)

Assumptions:

- TC-A Direct Trunk Transport BP = 40%
- TC-B Direct Trunk Transport BP = 60%
- Direct Trunked Transport mileage = 26 mi.
- Tandem Switched Transport mileage = 23 mi

(N)

Diagram 1



(N)

(TR89)

ACCESS SERVICE

2. General Regulations (Cont'd)

2.4 Payment Arrangements and Credit Allowances (Cont'd)

2.4.7 Access Services Provided By More Than One Telephone Company
(Cont'd)

(B) Meet Point Billing (Cont'd)

(3) Determination of Meet Point Billed Local
Transport and Channel Mileage Charges (Cont'd)

(h) Example 1 - Originating Switched Access
(Cont'd)
(See Diagram 1)

Telephone Company A charges are:

End Office charges = 9,000 min. x EO
rate

Tandem Switched Facility charge
= 9,000 min. x 23 mi. x TSF rate

Tandem Switched Termination charge
= 2 terminations x 9,000 min. x TST
rate

Tandem Switching charge
= 9,000 min x TS rate

Direct Trunked Facility charge
= 26 miles x DTF rate x 40%

Direct Trunked Termination charge
= 1 termination x DTT rate

Tandem Switched Multiplexing charge
= 9,000 min x TSM rate

(TR89)

ACCESS SERVICE

2. General Regulations (Cont'd)2.4 Payment Arrangements and Credit Allowances (Cont'd)2.4.7 Access Services Provided By More Than One Telephone Company
(Cont'd)(B) Meet Point Billing (Cont'd)(3) Determination of Meet Point Billed Local
Transport and Channel Mileage Charges (Cont'd)(i) Example 2: Terminating Switched
Access Tandem 3rd Party

(See Diagrams 2A and 2B)

Feature Group D Switched Access is
ordered to End Office.

Terminating Access Tandem is owned
by The Telephone Company (TC-A) and
End Office is owned by another
telephone company (TC-B).

Assumptions:

- TC-A Direct Trunk Transport BP =
40% (where applicable Diagram 2A)
- TC-B Direct Trunk Transport BP =
60% (where applicable Diagram 2A)
- Direct Trunk Transport mileage =
26 mi.
- TC-A Tandem Switched Transport BP
= 20%
- TC-B Tandem Switched Transport BP
= 80%
- Tandem Switched Transport mileage
= 23 mi.

(TR89)

ACCESS SERVICE

2. General Regulations (Cont'd)

(TR89)

2.4 Payment Arrangements and Credit Allowances (Cont'd)

(N)

2.4.7 Access Services Provided By More Than One Telephone Company (Cont'd)

(B) Meet Point Billing (Cont'd)

(3) Determination of Meet Point Billed Local Transport and Channel Mileage Charges (Cont'd)

(i) Example 2: Terminating Switched Access Tandem 3rd Party (Cont'd)

Diagram 2A

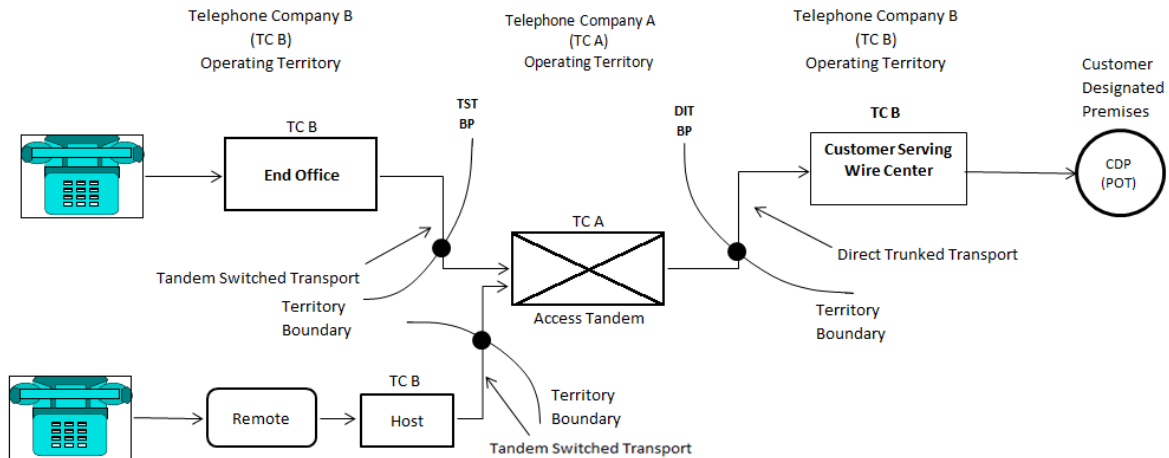
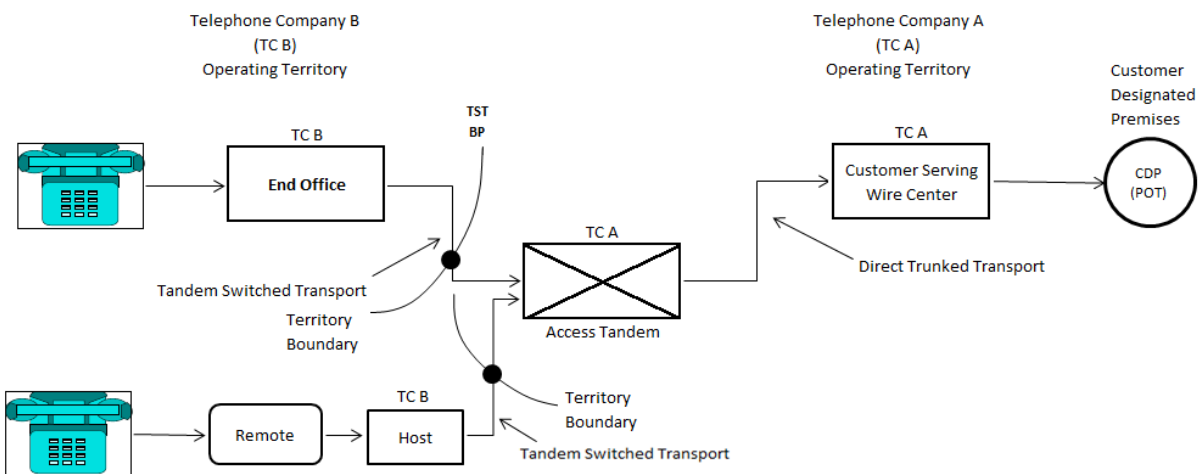


Diagram 2B



(N)

(TR89)

ACCESS SERVICE

2. General Regulations (Cont'd)2.4 Payment Arrangements and Credit Allowances (Cont'd)2.4.7 Access Services Provided By More Than One Telephone Company
(Cont'd)(B) Meet Point Billing (Cont'd)(3) Determination of Meet Point Billed Local
Transport and Channel Mileage Charges (Cont'd)(i) Example 2: Terminating Switched
Access Tandem 3rd Party (Cont'd)
(See Diagrams 2A and 2B)

Example 2 Telephone Company A
charges are:

Tandem Switched Facility charge =
9,000 min. x 23 mi. x TSF 3rd Party
rate x 20%

Tandem Switched Termination charge
= 1 termination x 9,000 min. x TST
3rd Party rate

Tandem Switching charge = 9,000
min. x TS 3rd Party rate

Direct Trunked Facility charge
2A = 26 miles x DTF rate x 40%
2B = 26 miles x DTF rate x 60%

Direct Trunked Termination charge
2A = 1 termination x DTT rate
2B = 2 termination x DTT rate

Tandem Switched Multiplexing charge
= 9,000 min x TSM 3rd Party rate

(TR89)

ACCESS SERVICE

2. General Regulations (Cont'd)2.4 Payment Arrangements and Credit Allowances (Cont'd)2.4.7 Access Services Provided By More Than One Telephone Company
(Cont'd)(B) Meet Point Billing (Cont'd)(3) Determination of Meet Point Billed Local Transport and Channel Mileage Charges (Cont'd)(j) Example 3: Terminating Switched Access Tandem End Office
(See Diagram 3)

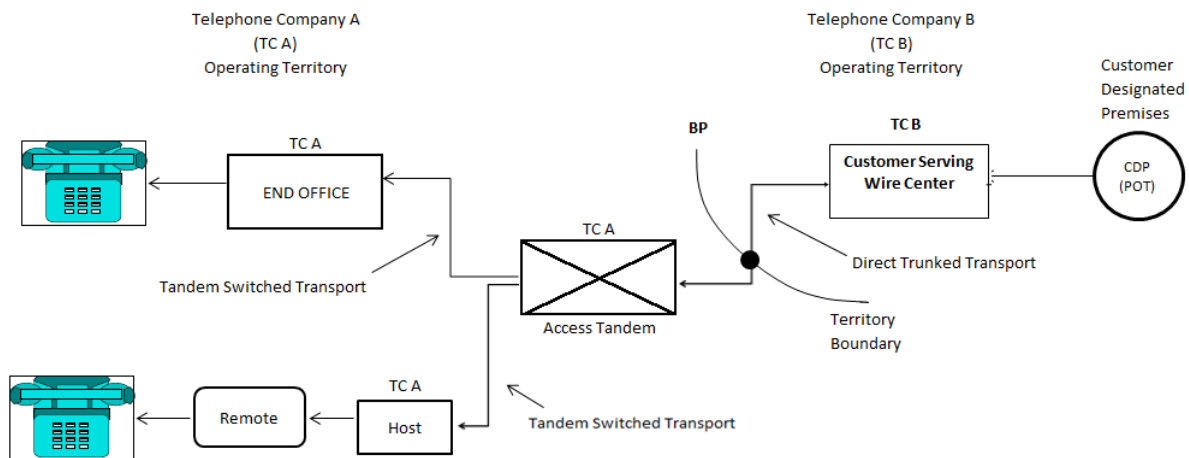
Feature Group D Switched Access is ordered to End Office.

Terminating End Office and Access Tandem are both owned by The Telephone Company (TC-A)

- Assumptions:

- TC-A Direct Trunk Transport BP = 40%
- TC-B Direct Trunk Transport BP = 60%
- Direct Trunk Transport mileage = 26 mi.
- Tandem Switched Transport mileage = 23 mi.

Diagram 3



(TR89)

ACCESS SERVICE

2. General Regulations (Cont'd)2.4 Payment Arrangements and Credit Allowances (Cont'd)2.4.7 Access Services Provided By More Than One Telephone Company
(Cont'd)(B) Meet Point Billing (Cont'd)(3) Determination of Meet Point Billed Local
Transport and Channel Mileage Charges (Cont'd)(j) Example 3: Terminating Switched
Access Tandem End Office (Cont'd)
(See Diagram 3)

Telephone Company A charges are:

End Office Charges = 9,000 min. x
EO rateTandem Switched Facility charge =
9,000 min. x 23 mi. x TSF End
Office rateTandem Switched Termination charge
= 2 terminations x 9,000 min. x TST
End Office rateTandem Switching charge = 9,000
min. x TS End Office rateDirect Trunked Facility Charge = 26
miles x DTF rate x 40%Direct Trunked Termination charge =
1 termination x DTT rateTandem Switched Multiplexing charge
= 9,000 min x TSM End Office rate

(N)

(N)

(TR89)

ACCESS SERVICE

2. General Regulations (Cont'd)2.4 Payment Arrangements and Credit Allowances (Cont'd)2.4.7 Access Services Provided By More Than One Telephone Company
(Cont'd)(B) Meet Point Billing (Cont'd)(3) Determination of Meet Point Billed Local Transport and Channel Mileage Charges (Cont'd)(k) Example 4: Originating Switched Access - The Telephone Company owns only the End Office (See Diagram 4)

Feature Group D Switched Access is ordered to End Office

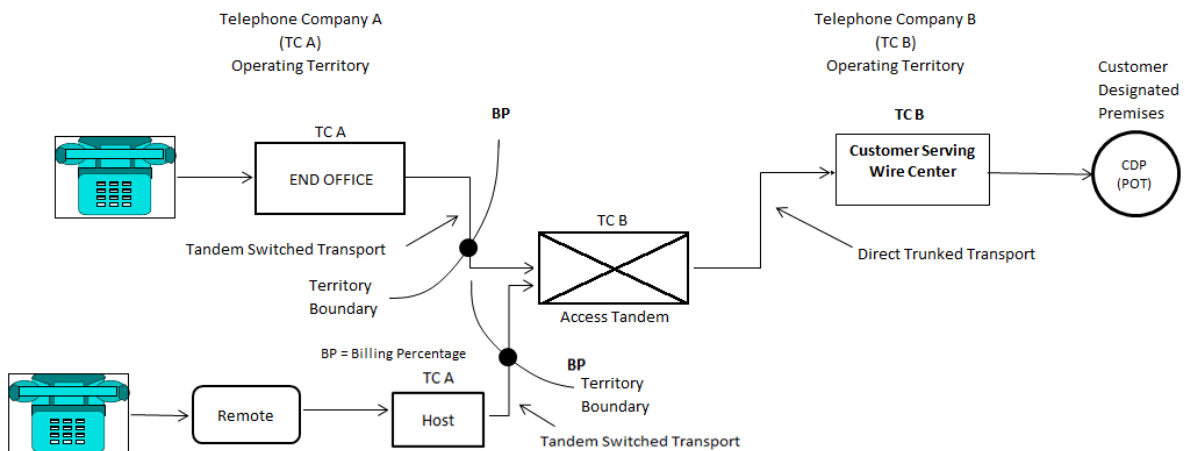
End Office is owned by The Telephone Company (TC-A)

Access Tandem is owned by another telephone company (TC-B)

Assumptions:

- Direct Trunk Transport mileage = 26 mi.
- TC-A Tandem Switched Transport BP = 80%
- TC-B Tandem Switched Transport BP = 20%
- Tandem Switched Transport mileage = 23 mi.

Diagram 4



(TR89)

ACCESS SERVICE

2. General Regulations (Cont'd)2.4 Payment Arrangements and Credit Allowances (Cont'd)2.4.7 Access Services Provided By More Than One Telephone Company
(Cont'd)(B) Meet Point Billing (Cont'd)(3) Determination of Meet Point Billed Local
Transport and Channel Mileage Charges (Cont'd)(k) Example 4: Originating Switched
Access - The Telephone Company owns
only the End Office (Cont'd) (See
Diagram 4)

Telephone Company A charges are:

End Office charges = 9,000 min. x
EO rateTandem Switched Facility charge
= 9,000 min. x 23 mi. x TSF rate x
80%Tandem Switched Termination charge
= 1 termination x 9,000 min. x TST
rate

(N)

(N)

(TR89)

ACCESS SERVICE

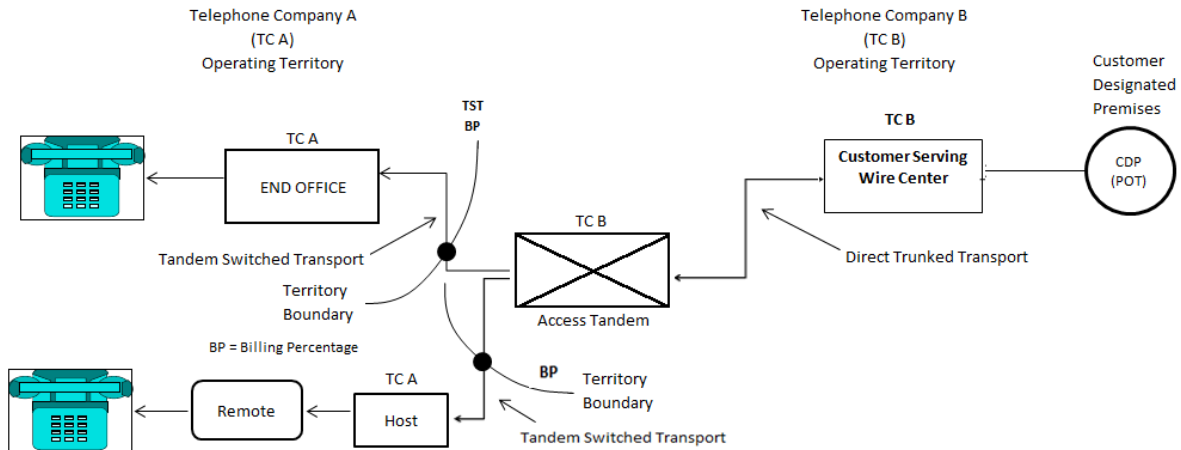
2. General Regulations (Cont'd)2.4 Payment Arrangements and Credit Allowances (Cont'd)2.4.7 Access Services Provided By More Than One Telephone Company
(Cont'd)(B) Meet Point Billing (Cont'd)(3) Determination of Meet Point Billed Local Transport and Channel Mileage Charges (Cont'd)(1) Example 5: Terminating Switched Access - Tandem 3rd Party (See Diagram 5)

Feature Group D Switched Access is ordered to End Office

End Office is owned by The Telephone Company (TC-A)

Access Tandem is owned by another telephone company (TC-B)

Diagram 5



(TR89)

ACCESS SERVICE

2. General Regulations (Cont'd)2.4 Payment Arrangements and Credit Allowances (Cont'd)2.4.7 Access Services Provided By More Than One Telephone Company
(Cont'd)(B) Meet Point Billing (Cont'd)(3) Determination of Meet Point Billed Local
Transport and Channel Mileage Charges (Cont'd)(1) Example 5: Terminating Switched
Access - Tandem 3rd Party
(Cont'd) (See Diagram 5)

Telephone Company A charges are:

End Office charges = 9,000 min. x
EO rateTandem Switched Facility charge =
9,000 min. x 23 mi. x TSF 3rd Party
rate x 80%Tandem Switched Termination charge
= 1 termination x 9,000 min. x TST
3rd Party rate

(N)

(N)

(TR89)

ACCESS SERVICE

2. General Regulations (Cont'd)2.5 Connections2.5.1 General

Equipment and Systems (i.e., terminal equipment, multiline terminating systems and communications systems) may be connected with Switched, Digital Subscriber Line, Special, and Public Packet Data Network Access Services furnished by the Telephone Company where such connection is made in accordance with the provisions specified in Technical Reference Publication AS No. 1 and in 2.1 preceding.

2.5.2 Expanded Interconnection

The term "Expanded Interconnection" denotes the provision, to a customer, of space and associated requirements such as power and environmental conditioning within a Telephone Company serving wire center to locate certain basic transmission facilities and equipment. These facilities and equipment may be fiber optic or (where feasible) microwave based. Expanded Interconnection also provides a connection (the Cross-connect) to certain Telephone Company provided services.

Expanded Interconnection will be provided subject to the regulations, rates and charges set forth in Section 8, following.

(TR19)

ACCESS SERVICE

2. General Regulations (Cont'd)2.6 Definitions

Certain terms used herein are defined as follows:

800 Data Base Access Service

The term "800 Data Base Access Service" denotes a service which uses a data base system to identify 800 access customers on a 10-digit basis. For purposes of administering the rules and regulations set forth in this tariff regarding the provision of 800 Database Access, except where otherwise specified, 800 Database Access Service shall include the following service access codes 800, 888, 877, 866, 855, 844, 833, and 822.

800 Series

The term 800 series denotes the service access codes of 800, 888, 877, 866, 855, 844, 833, and 822.

Access Code

The term "Access Code" denotes a uniform five or seven digit access code assigned by the Telephone Company to an individual customer. The Carrier Access Code (CAC) has the form 101XXXX and the Carrier Identification Code (CIC) has the form 950-XXXX.

Access Minutes

For the purpose of calculating chargeable usage, the term "Access Minutes" denotes customer usage of exchange facilities in the provision of interstate or foreign service. On the originating end of an interstate or foreign call, usage is measured from the time the originating end user's call is delivered by the Telephone Company to and acknowledged as received by the customer's facilities connected with the originating exchange. On the terminating end of an interstate or foreign call, usage is measured from the time the call is received by the end user in the terminating exchange. Timing of usage at both originating and terminating ends of an interstate or foreign call shall terminate when the calling or called party disconnects, whichever event is recognized first in the originating and terminating exchanges, as applicable.

Access Tandem

The term "Access Tandem" denotes a Telephone Company switching system that provides a concentration and distribution function for originating or terminating traffic between end offices and a customer designated premises.

Add/Drop Multiplexing

The term "Add/Drop Multiplexing" denotes a multiplexing function offered in connection with SONET that allows lower level signals to be added or dropped from a high speed optical carrier channel in a wire center. The connection to the add/drop multiplexer is via a channel to a Central Office Port at a specific digital speed (i.e., DS3, DS1, etc.).

Advanced Intelligent Network (AIN)

The term "Advanced Intelligent Network (AIN)" denotes a telecommunications network architecture that uses databases to facilitate call processing, call routing, and network management, allowing carriers to change the routing of both inbound and outbound calls from moment to moment.

(TR19)

ACCESS SERVICE

2. General Regulations (Cont'd)2.6 Definitions (Cont'd)Alternate Tandem Switching Provider (ATSP)

The term "Alternate Tandem Switching Provider (ATSP)" denotes any interested third party opting to receive CIC and OZZ Signaling Information from the Telephone Company equal access end office(s) so that this third party can offer tandem switching functions.

Asymmetrical Digital Subscriber Line (ADSL)

The term "Asymmetrical Digital Subscriber Line" denotes an access technology that allows voice and high speed data to be sent simultaneously over local exchange service facilities to provide high bandwidth services over the existing local distribution network.

ADSL Network Access Link

The term "ADSL Network Access Link" denotes a path of connectivity for Corporate/Internet Service Provider hosts to connect to the Telephone Company's ADSL core network. Connectivity is performed at a DS1 level.

Answer/Disconnect Supervision

The term "Answer/Disconnect Supervision" denotes the transmission of the switch trunk equipment supervisory signal (off-hook or on-hook) to the customer's point of termination as an indication that the called party has answered or disconnected.

Attenuation Distortion

The term "Attenuation Distortion" denotes the difference in loss at specified frequencies relative to the loss at 1004 Hz, unless otherwise specified.

Authorized Billing Agent

The term "Authorized Billing Agent" denotes the third party hired by a telecommunications service provider to perform billing and collection services for the telecommunications service provider.

Balance (100 Type) Test Line

The term "Balance (100 Type) Test Line" denotes an arrangement in an end office which provides for balance and noise testing.

Bit

The term "Bit" denotes the smallest unit of information in the binary system of notation.

Billing Name and Address

The term "Billing Name and Address" denotes the name and address provided to a local exchange company by each of its local exchange customers to which the local exchange company directs bills for its services.

(TR19)

ACCESS SERVICE

2. General Regulations (Cont'd)2.6 Definitions (Cont'd)Business Day

The term "Business Day" denotes the times of day that a company is open for business. Generally, in the business community, these are 8:00 or 9:00 a.m. to 5:00 or 6:00 p.m., respectively, with an hour for lunch, Monday through Friday, resulting in a standard forty (40) hour work week.

However, Business Day hours for the Telephone Company may vary based on company policy, union contract and location. To determine such hours for an individual company, or company location, that company should be contacted at the address shown below.

Busy Hour Minutes of Capacity (BHMC)

The term "Busy Hour Minutes of Capacity (BHMC)" denotes the customer specified maximum amount of Switched Access Service access minutes the customer expects to be handled in an end office switch during any hour in an 8:00 a.m. to 11:00 p.m. period for the Feature Group Service ordered. This customer specified BHMC quantity is the input data the Telephone Company uses to determine the number of transmission paths for the Feature Group Service ordered.

Cable Space

The term "Cable Space" denotes any passage or opening in, on, under, over or through the serving wire center cable support structure (e.g., electrical metallic tubing, cable vault or alternate splicing chamber, riser support structure, cable runway, etc.) required to bring fiber optic cable to a multiplexing node under Expanded Interconnection.

Call

The term "Call" denotes a customer attempt for which complete address information (e.g., 0-, 911, or 10 digits) is provided to the serving dial tone office.

Carrier Identification Code (CIC)

The term "Carrier Identification Code (CIC)" denotes the caller's interexchange carrier to which the traffic should be directed.

Carrier or Common Carrier

See Interexchange Carrier.

CCS

The term "CCS" denotes a hundred call seconds, which is a standard unit of traffic load that is equal to 100 seconds of usage or capacity of a group of servers (e.g., trunks).

Central Office

See End Office.

(TR19)

ACCESS SERVICE

2. General Regulations (Cont'd)2.6 Definitions (Cont'd)Central Office Maintenance Technician

The term "Central Office Maintenance Technician" denotes a Telephone Company employee who performs installation and/or repair work, including testing and trouble isolation, within the Telephone Company Central Office.

Central Office Prefix

The term "Central Office Prefix" denotes the first three digits (NXX) of the seven digit telephone number assigned to a customer's Telephone Exchange Service when dialed on a local basis.

Channel(s)

The term "Channel(s)" denotes an electrical or photonic, in the case of fiber optic-based transmission systems, communications path between two or more points of termination.

Channel Service Unit

The term "Channel Service Unit" denotes equipment which performs one or more of the following functions: termination of a digital facility, regeneration of digital signals, detection and/or correction of signal format error, and remote loop back.

Channelize

The term "Channelize" denotes the process of multiplexing-demultiplexing wider bandwidth or higher speed channels into narrower band-width or lower speed channels.

Clear Channel Capability

The term "Clear Channel Capability" denotes the ability to transport twenty-four 64 Kbps over a DS1 Mbps High Capacity service via a B8ZS line code format.

C-Message Noise

The term "C-Message Noise" denotes the frequency weighted average noise within an idle voice channel. The frequency weighting, called C-message, is used to simulate the frequency characteristic of the 500-type telephone set and the hearing of the average subscriber.

(TR19)

ACCESS SERVICE

2. General Regulations (Cont'd)2.6 Definitions (Cont'd)C-Notched Noise

The term "C-Notched Noise" denotes the C-message frequency weighted noise on a voice channel with a holding tone, which is removed at the measuring end through a notch (very narrow band) filter.

Coin Station

See Pay Telephone.

Collect Call

The term "Collect Call" denotes a call for which the calling party requests the interexchange carrier to bill the call to the called party's line number.

Collocation Space

The term "Collocation Space" describes the area in a Telephone Company serving wire center set aside for the exclusive use of an Interconnector purchasing Expanded Interconnection. This space may be enclosed by a wall or cage. Only multiplexing or transmission equipment shall be placed in this space. See Multiplexing Node.

Committed Information Rate

The term "Committed Information Rate" denotes the transmission speed specified by the customer at which the Frame Relay Access Service network commits to transfer data between two ports.

Common Line

The term "Common Line" denotes a line, trunk, pay telephone line or other facility provided under the general and/or local exchange service tariffs of the Telephone Company, terminated on a central office switch. A common line-residence is a line or trunk provided under the residence regulations of the general and/or local exchange service tariffs. A common line-business is a line provided under the business regulations of the general and/or local exchange service tariffs.

Common Channel Signaling

The term "Common Channel Signaling" (CCS) denotes a high speed packet switched communications network which is separate (out of band) from the public packet switched and message networks. Its purpose is to carry addressed signaling messages for individual trunk circuits and/or database related services between Signaling Points in the CCS network.

Communications System

The term "Communications System" denotes channels and other facilities which are capable of communications between terminal equipment provided by other than the Telephone Company.

(TR19)

ACCESS SERVICE

2. General Regulations (Cont'd)2.6 Definitions (Cont'd)Conduit Space

The term "Conduit Space" denotes any reinforced passage or opening in, on, under, over or through the ground between the feeder route conduit system (interconnection point, e.g., a manhole) and cable vault location capable of containing communications facilities, and includes: cable entrance facilities; main conduit; ducts; inner ducts; sub-duct; gas traps; underground dips such as short sections of conduit under roadway, driveways, parking lots and similar conduit installations; required to bring the Interconnector provided fiber optic cable into the Telephone Company serving wire center under Expanded Interconnection.

Cross-connect

The term "Cross-connect" denotes the connection between the Interconnector's multiplexing node and other tariffed access services of the Telephone Company.

Customer(s)

The term "Customer(s)" denotes any individual, partnership, association, joint-stock company, trust, corporation, or governmental entity or other entity which subscribes to the services offered under this tariff, including but not limited to Interexchange Carriers (ICs), End Users and other telecommunications carriers or providers originating or terminating toll VoIP-PSTN traffic.

(C)
(C)
(C)

Customer Node

The Term "Customer Node" denotes the equipment located at a customer designated premises that terminates a high speed optical channel.

Customer Designated Premises

The term "Customer Designated Premises" denotes the premises specified by the customer for the provision of Access Service. Additionally, Telephone Company Centrex CO and CO-like switches and packet switches included in Public Packet Switching Network (PPSN) Service are considered to be a customer designated premises for purposes of this tariff.

(TR50)

ACCESS SERVICE

2. General Regulations (Cont'd)2.6 Definitions (Cont'd)Customer Message

The term "Customer Message" used herein for Feature Group A Switched Access Service denotes a completed call over an interstate Feature Group A Switched Access Service. A completed call includes both completed calls originated to and terminated from a Feature Group A Switched Access Service. A customer message begins in the originating direction when the off-hook supervision provided by the premise of the ordering customer is received by Telephone Company recording equipment. A customer message begins in the terminating direction when answer supervision is received by Telephone Company recording equipment indicating the called party has answered. A customer message ends in the originating direction when disconnect supervision is received by Telephone Company recording equipment from the premise of the ordering customer. A customer message ends in the terminating direction when disconnect supervision is received by Telephone Company recording equipment from either the premise of the ordering customer or the called party.

The term "Customer Message" used herein for Feature Group C and D Switched Access Service denotes a completed interstate call originated by a customer's end user. A customer message begins when answer supervision from the premise of the ordering customer is received by Telephone Company recording equipment indicating that the called party has answered. A message ends when disconnect supervision is received by Telephone Company recording equipment from either the premise of the ordering customer or the customer's end user premise from which the call originated.

Customer of Record

The term "Customer of Record" denotes the entity who is ultimately responsible for all aspects of the service.

Data Transmission (107 Type) Test Line

The term "Data Transmission (107 Type) Test Line" denotes an arrangement which provides for a connection to a signal source which provides test signals for one-way testing of data and voice transmission parameters.

Decibel

The term "Decibel" denotes a unit used to express relative difference in power, usually between acoustic or electric signals, equal to ten (10) times the common logarithm of the ratio of two signal powers.

Decibel Reference Noise C-Message Weighting

The term "Decibel Reference Noise C-Message Weighting" denotes noise power measurements with C-Message Weighting in decibels relative to a reference 1000 Hz tone of 90 dB below 1 milliwatt.

Decibel Reference Noise C-Message Referenced to 0

The term "Decibel Reference Noise C-Message Referenced to 0" denotes noise power in "Decibel Reference Noise C-Message Weighting" referred to or measured at a zero transmission level point.

(TR19)

ACCESS SERVICE

2. General Regulations (Cont'd)2.6 Definitions (Cont'd)Density Pricing Zone

The term "Density Pricing Zone" denotes the group of serving wire centers to which a serving wire center has been assigned for traffic density-related pricing of specific access services. Serving wire centers are assigned to a zone based upon traffic density. The rate for a specific service may differ between zones.

Detail Billing

The term "Detail Billing" denotes the listing of each message and/or rate element for which charges to a customer are due on a bill prepared by the Telephone Company.

Digital Switched 56 Service

A switched access option available with Feature Group D Access, which provides for data transmission at up to 56 kilobits per second.

Directory Assistance (Interstate)

The term "Directory Assistance" denotes the provision of telephone numbers by a Telephone Company operator when the operator location is accessed by a customer by dialing NPA + 555-1212 or 555-1212.

Direct-Trunked Transport

The term "Direct-Trunked Transport" denotes switched access transport from the serving wire center to the end office or from the serving wire center to the access tandem on circuits dedicated to use of a single access customer.

Dual Tone Multifrequency Address Signaling

The term "Dual Tone Multifrequency Address Signaling" denotes a type of signaling that is an optional feature of Switched Access Feature Group A. It may be utilized when Feature Group A is being used in the terminating direction (from the point of termination with the customer to the local exchange end office). An office arranged for Dual Tone Multifrequency Signaling would expect to receive address signals from the customer in the form of Dual Tone Multifrequency signals.

Echo Control

The term "Echo Control" denotes the control of reflected signals in a telephone transmission path.

Echo Path Loss

The term "Echo Path Loss" denotes the measure of reflected signal at a 4-wire point of interface without regard to the send and receive Transmission Level Point.

Echo Return Loss

The term "Echo Return Loss" denotes a frequency weighted measure of return loss over the middle of the voiceband (approximately 500 to 2500 Hz), where talker echo is most annoying.

(TR19)

ACCESS SERVICE

2. General Regulations (Cont'd)2.6 Definitions (Cont'd)Effective 2-Wire

The term "Effective 2-Wire" denotes a condition which permits the simultaneous transmission in both directions over a channel, but it is not possible to insure independent information transmission in both directions. Effective 2-wire channels may be terminated with 2-wire or 4-wire interfaces.

Effective 4-Wire

The term "Effective 4-Wire" denotes a condition which permits the simultaneous independent transmission of information in both directions over a channel. The method of implementing effective 4-wire transmission is at the discretion of the Telephone Company (physical, time domain, frequency-domain separation or echo cancellation techniques). Effective 4-wire channels may be terminated with a 2-wire interface at the customer's premises. However, when terminated 2-wire, simultaneous independent transmission cannot be supported because the two wire interface combines the transmission paths into a single path.

End Office

The term "End Office" denotes a local Telephone Company switching system where Telephone Exchange Service customer station loops are terminated for purposes of interconnection to each other and to trunks. This term includes Remote Switching Modules/Systems served by a Host Central Office in a different wire center.

End User

The term "End User" means any customer of an interstate or foreign telecommunications service that is not a carrier, except that a carrier other than a telephone company shall be deemed to be an "end user" when such carrier uses a telecommunications service for administrative purposes, and a person or entity that offers telecommunications service exclusively as a reseller shall be deemed to be an "end user" if all resale transmissions offered by such reseller originate on the premises of such reseller.

Enhanced Service

The term "Enhanced Service", as defined in Part 64 of the F.C.C.'s Rules and Regulations, are services "...offered over common carrier transmission facilities used in interstate communications, which employ computer processing applications that act on the format, content, code, protocol or similar aspects of the subscriber's transmitted information; provide the subscriber additional, different, or restructured information; or involve subscriber interaction with stored information."

Entrance Facility

The term "Entrance Facility" denotes a Switched Access Service dedicated Local Transport facility between the customer's serving wire center and the customer designated premises.

(TR19)

ACCESS SERVICE

2. General Regulations (Cont'd)2.6 Definitions (Cont'd)Entry Switch

See First Point of Switching.

Envelope Delay Distortion

The term "Envelope Delay Distortion" denotes a measure of the linearity of the phase versus frequency of a channel.

Equal Level Echo Path Loss

The term "Equal Level Echo Path Loss" (ELEPL) denotes the measure of Echo Path Loss (EPL) at a 4-wire interface which is corrected by the difference between the send and receive Transmission Level Point (TLP). [ELEPL = EPL - TLP (send) + TLP (receive)].

Exchange

The term "Exchange" denotes a unit generally smaller than a local access and transport area, established by the Telephone Company for the administration of communications service in a specified area which usually embraces a city, town or village and its environs. It consists of one or more central offices together with the associated facilities used in furnishing communications service within that area. The exchange includes any Extended Area Service area that is an enlargement of a Telephone Company's exchange area to include nearby exchanges. One or more designated exchanges comprise a given local access and transport area.

Exit Message

The term "Exit Message" denotes an SS7 message sent to an end office by the Telephone Company's tandem switch to mark the Carrier Connect Time when the Telephone Company's tandem switch sends an Initial Address Message to an interexchange customer.

Expanded Interconnection Service

The term "Expanded Interconnection Service" denotes the provision of space in Telephone Company manholes, conduits, cable vault, risers, cable runways, and serving wire centers to an interconnector for the express purpose of providing a fiber optic or microwave (where feasible) connection within the Telephone Company serving wire center between Telephone Company provided Access Services and Interconnector provided facilities and equipment.

Expanded Interconnection Service Interconnection Point

The term "Expanded Interconnection Service Interconnection Point" denotes the point at which an Interconnector's facilities enter the Telephone Company's facilities. For underground conduit this would be the manhole nearest the office. For microwave facilities (if feasible) this would be the point at which an antenna would be mounted along with the associated waveguide equipment. For all other facilities to serving wire centers, this shall be a point immediately adjacent to the serving wire center determined by the Telephone Company.

(TR19)

ACCESS SERVICE

2. General Regulations (Cont'd)2.6 Definitions (Cont'd)Expected Measured Loss

The term "Expected Measured Loss" denotes a calculated loss which specifies the end-to-end 1004-Hz loss on a terminated test connection between two readily accessible manual or remote test points. It is the sum of the inserted connection loss and test access loss including any test pads.

Extended Area Service

See Exchange.

Extended PVC

The term "Extended PVC" denotes the interconnection of a port on a Telephone Company's frame relay network with a port on another interconnected Telephone Company's frame relay network.

Field Identifier

The term "Field Identifier" denotes two to four characters that are used on service orders to convey specific instructions. Field Identifiers may or may not have associated data. Selected Field Identifiers are used in Telephone Company billing systems to generate nonrecurring charges.

First Point of Switching

The term "First Point of Switching" denotes the first Telephone Company at which switching occurs on the terminating path of a call proceeding from the customer designated premises to the terminating end office and, at the same time, the last Telephone Company at which switching occurs on the originating path of a call proceeding from the originating end office to the customer designated premises.

Floor Space

The term "Floor Space" denotes an area in a Telephone Company serving wire center set aside for the exclusive use of an Interconnector purchasing Expanded Interconnection. See "Multiplexing Node."

Frame

The term "Frame" denotes a group of data bits in a specific format, which enables network equipment to recognize the meaning and purpose of the specific bits.

Frame Relay Access Connection

The Term "Frame Relay Access Connection" denotes the physical facility, including the associated port, between the end user's data terminal equipment and the Telephone Company's frame relay switch.

(TR19)

ACCESS SERVICE

2. General Regulations (Cont'd)2.6 Definitions (Cont'd)Frame Relay Access Service

The term "Frame Relay Access Service" denotes a medium-speed, connection-oriented packet-switched data service that allows for the interconnection of Local Area Networks or other compatible customer premises equipment for the purpose of connecting to an interstate frame relay network.

Frame Relay End User Port

The term "Frame Relay End User Port" denotes the physical location in the Telephone Company switching office where the Special Access facility of the customer connects to the Frame Relay Access Service network. It specifies how a frame relay switch sends and receives data from a frame relay end user customer's LAN or other compatible CPE devices.

Frame Relay Inter-network Connection

The term "Frame Relay Inter-network Connection" denotes the physical facility, including the associated port, between the access customer's frame relay network and the Telephone Company's frame relay switch.

Frame Relay Inter-network Customer Port

The term "Frame Relay Inter-network Customer Port" denotes the physical location in the Telephone Company switching office where the access customer's Special Access facility connects to the Telephone Company's Frame Relay Access Service network. It specifies how a frame relay switch sends and receives data from a frame relay access customer's network.

Frequency Shift

The term "Frequency Shift" denotes the change in the frequency of a tone as it is transmitted over a channel.

Grandfathered

The term "Grandfathered" denotes Terminal Equipment, Multiline Terminating Systems and Protective Circuitry directly connected to the facilities utilized to provide services under the provisions of this tariff, and which are considered grandfathered under Title 47 of the Code of Federal Regulations.

Host Central Office

The term "Host Central Office" denotes an electronic local Telephone Company End Office where Telephone Exchange Service customer station loops are terminated for purposes of interconnection to each other and to trunks. Additionally, this type of End Office contains the central call processing functions which service itself and its Remote Switching Modules/Systems.

Hub

A wire center at which bridging or multiplexing functions performed for customers served out of any wire center.

(TR19)

ACCESS SERVICE

2. General Regulations (Cont'd)2.6 Definitions (Cont'd)Hunt Group Arrangement

The term "Hunt Group Arrangement" denotes the ability to sequentially access one of two or more line side connections in the originating direction, when the access code of the line group is dialed.

Immediately Available Funds

The term "Immediately Available Funds" denotes a corporate or personal check drawn on a bank account and funds which are available for use by the receiving party on the same day on which they are received and include U.S. Federal Reserve bank wire transfers, U.S. Federal Reserve notes (paper cash), U.S. coins, U.S. Postal Money Orders and New York Certificates of Deposit.

Impedance Balance

The term "Impedance Balance" denotes the method of expressing Echo Return Loss and Singing Return Loss at a 4-wire interface whereby the gains and/or loss of the 4 wire portion of the transmission path, including the hybrid, are not included in the specification.

Impulse Noise

The term "Impulse Noise" denotes any momentary occurrence of the noise on a channel over a specified level threshold. It is evaluated by counting the number of occurrences which exceed the threshold.

Individual Case Basis

The term "Individual Case Basis" denotes a condition in which the regulations, if applicable, rates and charges for an offering under the provisions of this tariff are developed based on the circumstances in each case.

Initial Address Message

The term "Initial Address Message" denotes an SS7 message sent in the forward direction to initiate trunk set up, reserve an outgoing trunk and process the information about that trunk along with other data relating to the routing and handling of the call to the next switch.

Inserted Connection Loss

The term "Inserted Connection Loss" denotes the 1004 Hz power difference (in dB) between the maximum power available at the originating end and the actual power reaching the terminating end through the inserted connection.

(TR19)

ACCESS SERVICE

2. General Regulations (Cont'd)2.6 Definitions (Cont'd)Installation and Repair Technician

The term "Installation and Repair Technician" denotes a Telephone Company employee who performs installation and/or repair work, including testing and trouble isolation, outside of the Telephone Company Central Office and generally at the customer designated premises.

Interconnector

The term "Interconnector" denotes any customer of the Telephone Company who purchases Expanded Interconnection Service (EIS) and provides fiber optic or microwave facilities through a Telephone Company interconnection point for connection to Interconnector owned or leased equipment located in the Telephone Company's Serving wire center.

Interconnector's Facilities

The term "Interconnector's Facilities" denotes the telecommunications fiber optic cables, equipment and microwave equipment owned or leased by the Interconnector, whether installed by the Telephone Company or the Interconnector, for the sole use of the Interconnector in connection with equipment installed within its multiplexing node.

Interexchange Carrier (IC) or Interexchange Common Carrier

The terms "Interexchange Carrier" (IC) or "Interexchange Common Carrier" denotes any individual, partnership, association, joint-stock company, trust, governmental entity or corporation engaged for hire in interstate or foreign communication by wire or radio, between two or more exchanges.

Intermediate Hub

The term "Intermediate Hub" denotes a wire center at which bridging or multiplexing functions are performed only for customers served by that wire center and wire centers that subtend the hub, as specified in NATIONAL EXCHANGE CARRIER ASSOCIATION, INC. TARIFF F.C.C. NO. 4.

Intermodulation Distortion

The term "Intermodulation Distortion" denotes a measure of the nonlinearity of a channel. It is measured using four tones, and evaluating the ratios (in dB) of the transmitted composite four-tone signal power to the second-order products of the tones (R2), and the third-order products of the tones (R3).

Interstate Communications

The term "Interstate Communications" denotes both interstate and foreign communications.

Intrastate Communications

The term "Intrastate Communications" denotes any communications within a state subject to oversight by a state regulatory commission as provided by the laws of the state involved.

(TR19)

ACCESS SERVICE

2. General Regulations (Cont'd)2.6 Definitions (Cont'd)Interstate Telecommunications Service Provider

The term "Interstate Telecommunications Service Provider" denotes any individual, partnership, association, joint-stock company, trust, governmental entity or corporation engaged for hire in interstate or foreign communication by wire or radio, between two or more exchanges and includes Interexchange Carriers, Operator Service Providers, Enhanced Service Providers and any other provider of interstate telecommunications service.

Legal Holiday

The term "Legal Holiday" denotes days other than Saturday or Sunday for which the Telephone Company is normally closed. These include New Year's Day, Independence Day, Thanksgiving Day, Christmas Day and a day when Washington's Birthday, Memorial Day or Columbus Day is legally observed and other locally observed holidays when the Telephone Company is closed.

Line Side Connection

The term "Line Side Connection" denotes a connection of a transmission path to the line side of a local exchange switching system.

Local Access and Transport Area (LATA)

The term "Local Access and Transport Area" denotes a geographic area established for the provision and administration of communications service. It encompasses one or more designated exchanges, which are grouped to serve common social, economic and other purposes.

Local Area Network

The term "Local Area Network" denotes a network permitting the interconnection and intercommunication of a group of computers.

Local Number Portability (LNP)

The term "Local Number Portability (LNP)" denotes the ability of an end user of local exchange telecommunications service to retain an existing telephone number without impairment of quality, reliability, or convenience when switching from one local exchange telecommunications carrier to another.

Location Routing Number (LRN)

The term "Location Routing Number (LRN)" denotes a unique NPA-NXX-XXXX that serves as a routing number associated with a central office switch that has subscribers that have transferred their telephone numbers from one local exchange telecommunications carrier to another.

Local Tandem Switch

The term "Local Tandem Switch" denotes a local Telephone Company switching unit by which local or access telephonic communications are switched to and from an End Office Switch.

(TR19)

ACCESS SERVICE

2. General Regulations (Cont'd)2.6 Definitions (Cont'd)Loop Around Test Line

The term "Loop Around Test Line" denotes an arrangement utilizing a Telephone Company central office to provide a means to make certain two-way transmission tests on a manual basis. This arrangement has two central office terminations, each reached by means of separate telephone numbers and does not require any specific customer premises equipment. Equipment subject to this test arrangement is at the discretion of the customer.

Loss Deviation

The term "Loss Deviation" denotes the variation of the actual loss from the designed value.

Manhole

The term "Manhole" denotes an underground enclosure where conduit(s) are terminated and which provides ready access to conduit system.

Major Fraction Thereof

The term "Major Fraction Thereof" denotes any period of time in excess of 1/2 of the stated amount of time. As an example, in considering a period of 24 hours, a major fraction thereof would be any period of time in excess of 12 hours exactly. Therefore, if a given service is interrupted for a period of thirty-six hours and fifteen minutes, the customer would be given a credit allowance for two twenty-four hour periods for a total of forty eight hours.

Media Stimulated Mass Calling Events

The term "Media Stimulated Mass Calling Events" denotes the use of Switched Access Service for calls to 800, 900, etc. telephone numbers in response to television and radio advertising for which a substantial call volume is anticipated during a short period of time. Media stimulated mass calling is highly peaked and often used in conjunction with call counting services for public opinion polls, marketing surveys, etc.

Message

The term "Message" denotes a "call" as defined preceding.

(TR19)

ACCESS SERVICE

2. General Regulations (Cont'd)2.6 Definitions (Cont'd)Milliwatt (102 Type) Test Line

The term "Milliwatt (102 Type) Test Line" denotes an arrangement in an end office which provides a 1004 Hz tone at 0 dBm0 for one-way transmission measurements towards the customers's premises from the Telephone Company end office.

Multifrequency (MF) Address Signaling

The term "Multifrequency (MF) Address Signaling" denotes a signaling method in which a combination of two out of six voiceband frequencies are used to represent a digit or a control signal.

Multiple Company Interconnection Point

The term "Multiple Company Interconnection Point" denotes a point in the Telephone Company's territory where its facilities meet and connect with the facilities of another telephone company. This point is used in determining the Billing Percentages for access service.

Multiplexing Node

The term "Multiplexing Node" denotes the area in a Telephone Company serving wire center set aside for the exclusive use of an Interconnector purchasing Physical Collocation Expanded Interconnection Service. This space may be enclosed by a wall or cage. The sole purpose of this multiplexing node is to allow the Interconnector to install, maintain, and operate only basic multiplexing or transmission equipment owned or leased by the Interconnector. The Telephone Company shall permit the Interconnector to connect fiber optic or microwave (where feasible) facilities to such Interconnector owned equipment within the multiplexing node. The size and dimensions of the multiplexing node shall be designated by the Telephone Company, as conditions permit. A good faith effort shall be made to accommodate specific requirements of the Interconnector.

N-1 Carrier

The term "N-1 Carrier" denotes the telecommunications carrier, prior to the terminating carrier, responsible for querying an LNP database to determine the routing of a call for a number portable NXX code.

Network Control Signaling

The term "Network Control Signaling" denotes the transmission of signals used in the telecommunications system which perform functions such as supervision (control, status, and charge signals), address signaling (e.g., dialing), calling and called number identifications, rate of flow, service selection error control and audible tone signals (call progress signals indicating re-order or busy conditions, alerting, coin denominations, coin collect and coin return tones) to control the operation of the telecommunications system.

(TR19)

ACCESS SERVICE

2. General Regulations (Cont'd)2.6 Definitions (Cont'd)National Security Emergency Preparedness (NSEP) Services

The term "National Security Emergency Preparedness (NSEP) Services" denotes telecommunications services which are used to maintain a state of readiness or to respond to and manage any event or crises (local, national or international), which causes or could cause injury or harm to the population, damage to or loss of property, or degrades or threatens the NSEP posture of the United States.

Network Control Signaling

The term "Network Control Signaling" denotes the transmission of signals used in the telecommunications system which perform functions such as supervision (control, status, and charge signals), address signaling (e.g., dialing), calling and called number identifications, rate of flow, service selection error control and audible tone signals (call progress signals indicating re-order or busy conditions, alerting, coin denominations, coin collect and coin return tones) to control the operation of the telecommunications system.

Non-Primary Residential Line

The term "Non-Primary Residential Line" denotes any residential subscriber line(s) that are in addition to a Primary Residential Line at the same service location. The Non-Primary rate will be assessed on all Non-Primary Residential Lines.

Nonsynchronous Test Line

The term "Nonsynchronous Test Line" denotes an arrangement in step-by-step end offices which provides operational tests which are not as complete as those provided by the synchronous test lines, but can be made more rapidly.

North American Numbering Plan

The term "North American Numbering Plan" denotes a three-digit area code (Numbering Plan Area - NPA) and a seven-digit telephone number made up of a three-digit Central Office prefix plus a four-digit station number.

Off-hook

The term "Off-hook" denotes the active condition of Switched Access or a Telephone Exchange Service line.

(TR19)

ACCESS SERVICE

2. General Regulations (Cont'd)2.6 Definitions (Cont'd)On-hook

The term "On-hook" denotes the idle condition of Switched Access or a Telephone Exchange Service line.

Open Circuit Test Line

The term "Open Circuit Test Line" denotes an arrangement in an end office which provides an ac open circuit termination of a trunk or line by means of an inductor of several Henries.

Optical Carrier Channel

The term "Optical Carrier Channel" denotes the high speed optical communications path for transporting information utilizing a Synchronous Optical Channel platform. The channel is provided at transmission rates of 155.52 Mbps (OC3) and 622.08 Mbps (OC12).

Optical Carrier Rate (OC-N)

The term "Optical Carrier Rate" denotes the line rate being transmitted on an optical carrier channel. A SONET transmission rate is equivalent to "N" times the OC1 line rate of 51.84 Mbps.

Optical Carrier Rate Concatenated

The term "Optical Carrier Rate Concatenated" denotes the transmission of a combined signal formed by linking together multiple individual signals.

Optical Line Termination

The term "Optical Line Termination" denotes the network interface on the customer designated premises equipment that provides for an optical handoff.

Originating Direction

The term "Originating Direction" denotes the use of access service for the origination of calls from an End User Premises to an IC Premises.

OZZ Digits

The term "OZZ Digits" denotes the domestic call type (e.g., 1+), and thus the specific trunk group onto which a particular call should be routed.

Pay Telephone

The term "Pay Telephone" denotes a coin or coinless instrument provided in a public or semipublic place where Payphone Service Provider customers can originate telephonic communications and pay the applicable charges by (1) inserting coins into the equipment, or (2) using a credit card, or (3) third party billing the call or (4) calling collect.

Payphone Service Provider

The term "Payphone Service Provider" denotes an entity that provides pay telephone service, which is the provision of public, semi-public or inmate pay telephone service.

(TR19)

ACCESS SERVICE

2. General Regulations (Cont'd)2.6 Definitions (Cont'd)Permanent Virtual Connection (PVC)

The term "PVC" denotes a software defined communications path between two port connections within the Frame Relay Access Service network.

Phase Jitter

The term "Phase Jitter" denotes the unwanted phase variations of a signal.

Physical Collocation

The term "Physical Collocation" denotes the provision of an area in a Telephone Company serving wire center that is dedicated to the use of an Interconnector. Physical Collocation allows the Interconnector to install and maintain its own transmission facilities (fiber optic or microwave), and multiplexing equipment. Connection to other services of the Telephone Company is made through a cross-connect.

Point of Termination

The term "Point of Termination" denotes the point of demarcation within a customer-designated premises at which the Telephone Company's responsibility for the provision of Access Service ends.

POTS Splitter

The term "POTS Splitter" denotes a passive band filter that divides the frequency transmitted over a customers local exchange facility.

Premises

The term "Premises" denotes a building or buildings on continuous property (except Railroad Right-of-Way, etc.) not separated by a public highway.

Primary Residential Line

The term "Primary Residential Line" denotes a residential subscriber line associated with a unique service location, which constitutes any, or all, of the following: the only subscriber line and the first installed subscriber line. The Primary rate is assessed on Primary Residential Lines.

Query

The term "Query" denotes the inquiry to a data base to obtain information, processing instructions or service data.

Rate Zone

See Density Pricing Zone.

(TR19)

ACCESS SERVICE

2. General Regulations (Cont'd)2.6 Definitions (Cont'd)Release Message

The term "Release Message" denotes an SS7 message sent in either direction to indicate that a specific circuit is being released.

Remote Switching Modules/Systems

The term "Remote Switching Modules/Systems" denotes small, remotely controlled electronic end office switches which obtain their call processing capability from an electronic Host Central Office. The Remote Switching Modules/Systems cannot accommodate direct trunks to an IC.

Return Loss

The term "Return Loss" denotes a measure of the similarity between the two impedances at the junction of two transmission paths. The higher the return loss, the higher the similarity.

Registered Equipment

The term "Registered Equipment" denotes the customer's premises equipment which complies with and has been approved within the Registration Provisions of Part 68 of the F.C.C.'s Rules and Regulations.

Service Access Code

The term "Service Access Code" denotes a 3 digit code in the NPA format which is used as the first three digits of a 10 digit address and which is assigned for special network uses. Whereas NPA codes are normally used for identifying specific geographical areas, certain Service Access Codes have been allocated in the North American Numbering Plan to identify generic services or to provide access capability. Examples of Service Access Codes include the 500, 700 and 900 codes.

Service Switching Point (SSP)

A Service Switching Point denotes an end office or tandem which, in addition to having SS7 and SP capabilities, is also equipped to query centralized data bases.

Serving Wire Center

The term "Serving Wire Center" means the telephone company central office designated by the telephone company to serve the geographic area in which the interexchange carrier or other access customer's point of demarcation is located.

Seven Digit Manual Test Line

The term "Seven Digit Manual Test Line" denotes an arrangement which allows the Customer to select balance, milliwatt and synchronous test lines by manually dialing a seven digit number over the associated access connection.

(TR19)

ACCESS SERVICE

2. General Regulations (Cont'd)2.6 Definitions (Cont'd)Shortage of Facilities or Equipment

The term "Shortage of Facilities or Equipment" denotes a condition which occurs when the Telephone Company does not have appropriate cable, switching capacity, bridging or, multiplexing equipment, etc., necessary to provide the Access Service requested by the customer.

Short Circuit Test Line

The term "Short Circuit Test Line" denotes an arrangement in an end office which provides for an ac short circuit termination of a trunk or line by means of a capacitor of at least four microfarads.

Signal-to-C-Notched Noise Ratio

The term "Signal-to-C-Notched Noise Ratio" denotes the ratio in dB of a test signal to the corresponding C-Notched Noise.

Signaling Point (SP)

The term "Signaling Point (SP)" denotes a switch in the CCS network that is capable of originating and terminating SS7 trunk signaling messages.

Signaling Point of Interface (SPOI)

The term "Signaling Point of Interface (SPOI)" denotes the customer designated location where the SS7 signaling information is exchanged between the Telephone Company and the customer.

Signaling Return Loss

The term "Signaling Return Loss" denotes the frequency weighted measure of return loss at the edges of the voiceband (200 to 500 Hz and 2500 to 3200 Hz), where signing (instability) problems are most likely to occur.

Signaling System 7 (SS7)

The term "Signaling System 7 (SS7)" denotes the layered protocol used for standardized common channel signaling in the United States and Puerto Rico.

Signal Transfer Point (STP)

The term "Signal Transfer Point (STP)" denotes a packet switch which provides access to the Telephone Company's SS7 network and performs SS7 message signal routing and screening.

Signal Transfer Point (STP) Port

The term "Signal Transfer Point (STP) Port" denotes the point of termination and interconnection to the STP.

Singing Return Loss

The term "Singing Return Loss" denotes the frequency weighted measure of return loss at the edges of the voiceband (200 to 500 Hz and 2500 to 3200 Hz), where singing (instability) problems are most likely to occur.

(TR19)

ACCESS SERVICE

2. General Regulations (Cont'd)2.6 Definitions (Cont'd)Special Order

The term "Special Order" denotes an order for a Directory Assistance Service.

Standard PVC

The term "Standard PVC" denotes the connection of ports within the same Telephone Company frame relay network.

Study Area

The term "Study Area" denotes a geographic area within a state in which a Telephone Company operates. This geographic area normally does not cross state lines.

Subtending End Office of an Access Tandem

The term "Subtending End Office of an Access Tandem" denotes an end office that has final trunk group routing through that tandem.

Super Intermediate Hub

The term "Super Intermediate Hub" denotes a wire center at which bridging or multiplexing functions are performed for Customers served by all wire centers in the LATA. A Super Intermediate Hub can be restricted to one or more designated NPAs within a LATA and/or to wire centers that are owned by the same telephone company as the hub. Super Intermediate Hubs and the wire centers they serve are identified in NATIONAL EXCHANGE CARRIER ASSOCIATION, INC. Tariff F.C.C. No. 4.

Synchronous Optical Network (SONET)

The term "SONET" denotes a North American Standard for high speed synchronous optical channels having minimum transmission rates of 51.84 Mbps. The standard SONET optical carrier rate of 51.84 Mbps is called OC1; the equivalent electrical signal rate is called STS-1. SONET standardizes higher transmission bit rates, "OCN", as exact multiples of OC1 (NX51.84 Mbps.). For example, OC3 equals 3 X 51.84 Mbps.

Synchronous Test Line

The term "Synchronous Test Line" denotes an arrangement in an end office which performs marginal operational tests of supervisory and ring-tripping functions.

Synchronous Transport Signal (STS)

The term "Synchronous Transport Signal" denotes a 51.84 Mbps. Electrical signal used within the SONET optical carrier network. The signal consists of the information content and the overhead used by SONET. The overhead is used for controlling, framing, and maintaining the STS signal so it can be directly connected to other SONET carrier channels. STS signals are in exact multiples of 51.84 Mbps. (STS-1 is 51.84 Mbps., STS-3 is 155.52 Mbps, etc.).

(TR19)

ACCESS SERVICE

2. General Regulations (Cont'd)2.6 Definitions (Cont'd)Tandem-Switched Transport

The term "Tandem-Switched Transport" denotes switched access transport from the serving wire center to the end office or from the tandem to the end office that is switched at a tandem switch.

Telecommunications Service Priority (TSP) System

The term "Telecommunications Service Priority (TSP) System" or "TSP System" or "NSEP TSP System" refers to the regulatory, administrative and operational system authorizing and providing for priority treatment (i.e., the provisioning and restoration) of NSEP Services.

Telecommunications Service Provider

The term "Telecommunications Service Provider" denotes interexchange carriers, operator service providers, enhanced service providers, and any other providers of telecommunications services.

Terminating Direction

The term "Terminating Direction" denotes the use of Access Service for the completion of calls from an IC premises to an End User Premises.

Terminus Hub

The term "Terminus Hub" denotes a wire center at which bridging or multiplexing functions are performed only for Customers served directly by the same wire center.

Third Party Call

The term "Third Party Call" denotes a call for which the calling party requests the interexchange carrier to bill the call to the line number of the third party.

Throughput

The term "Throughput" denotes the number of data bits successfully transferred in one direction per unit of time.

Toll VoIP-PSTN Traffic

The term "Toll VoIP-PSTN Traffic" denotes a customer's interexchange voice traffic exchanged with the Telephone Company in Time Division Multiplexing format over PSTN facilities, which originates and/or terminates in Internet Protocol (IP) format. "Toll VoIP-PSTN Traffic" originates and/or terminates in IP format when it originates from and/or terminates to an end user customer of a service that requires IP-compatible customer premises equipment.

(N)

(N)

Transmission Measuring (105 Type) Test Line/Responder

The term "Transmission Measuring (105 Type) Test Line/Responder" denotes an arrangement in an end office which provides far-end access to a responder and permits two-way loss and noise measurements to be made on trunks from a near end office.

Information previously found on this page now found on Page 2-76.

(TR50)

ACCESS SERVICE

2. General Regulations (Cont'd)2.6 Definitions (Cont'd)Transmission Path

The term "Transmission Path" denotes an electrical path capable of transmitting signals within the range of the service offering, e.g., a voice grade transmission path is capable of transmitting voice frequencies within the approximate range of 300 to 3000 Hz. A transmission path is comprised of physical or derived facilities consisting of any form or configuration of plant typically used in the telecommunications industry.

(M)

Trunk

The term "Trunk" denotes a communications path connecting two switching systems in a network, used in the establishment of an end-to-end connection.

(M)

Trunk Group

The term "Trunk Group" denotes a set of trunks which are traffic engineered as a unit for the establishment of connections between switching systems in which all of the communications paths are interchangeable.

Trunk Side Connection

The term "Trunk Side Connection" denotes the connection of a transmission path to the trunk side of a local exchange switching system.

Two-Wire to Four-Wire Conversion

The term "Two-Wire to Four-Wire Conversion" denotes an arrangement which converts a four-wire transmission path to a two-wire transmission path to allow a four-wire facility to terminate in a two-wire entity (e.g., a central office switch).

Uniform Service Order Code

The term "Uniform Service Order Code" denotes a three or five character alphabetic, or an alphanumeric code that identifies a specific item of service or equipment. Uniform Service Order Codes are used in the Telephone Company billing system to generate recurring rates and nonrecurring charges.

V and H Coordinates Method

The term "V and H Coordinates Method" denotes a method of computing airline miles between two points by utilizing an established formula which is based on the vertical and horizontal coordinates of the two points.

Virtual Collocation

The term "Virtual Collocation" denotes the interconnection, at a specified Expanded Interconnection Service Interconnection Point, of Interconnector owned or leased fiber optic or microwave (where feasible) facilities to equipment specified by the Interconnector. The Telephone Company shall purchase, own, install and maintain this equipment to the same standards as its own equipment. The Interconnector shall fully compensate the Telephone Company for such purchase, ownership, installation and maintenance. Connection to other services of the Telephone Company is made through a Cross-connect.

(M) Information found on this page previously found on Page 2-75

(TR50)

ACCESS SERVICE

2. General Regulations (Cont'd)2.6 Definitions (Cont'd)WATS Serving Office

The term "WATS Serving Office" denotes a Telephone Company designated serving wire center where switching, screening and/or recording functions are performed in connection with the closed-end of WATS or WATS-type services.

Wireless Switching Center

The term "Wireless Switching Center" (WSC) denotes a Wireless Service Provider (WSP) switching system that is used to terminate wireless stations for purposes of interconnection to each other and to trunks interfacing with the public switched network.

Wire Center

The term "Wire Center" denotes a building in which one or more central offices, used for the provision of Telephone Exchange Services, are located.

(TR19)

ACCESS SERVICE

3. Carrier Common Line Access Service

The Telephone Company will provide Carrier Common Line Access Service (Carrier Common Line Access) to customers in conjunction with Switched Access Service provided in Section 6. of this tariff or the appropriate Switched Access Service section of other Access Service tariffs.

3.1 General Description

Carrier Common Line Access provides for the use of end users' Telephone Company provided common lines by customers for access to such end users to furnish Interstate Communications.

Premium Access is (1) Switched Access Service provided to customers under this tariff which furnish interstate MTS/WATS, and (2) Switched Access Service in an end office converted to equal access.

Non Premium Access is Switched Access Service provided in an end office not yet converted to equal access to customers that do not furnish interstate MTS/WATS.

A Special Access Surcharge, as set forth in 17.3.1 following, will apply to interstate special access service provided by the Telephone Company to a customer, in accordance with regulations as set forth in 7.3 following.

(TR19)

ACCESS SERVICE

3. Carrier Common Line Access Service (Cont'd)3.2 Limitations3.2.1 Exclusions

Neither a telephone number nor detail billing are provided with Carrier Common Line Access. Additionally, directory listings and intercept arrangements are not included in the rates and charges for Carrier Common Line Access.

3.2.2 Access Groups

All line side connections provided in the same access group will be limited to the same features and operating characteristics.

All trunk side connections provided in the same access group will be limited to the same features and operating characteristics.

3.2.3 WATS Access Lines

Where Switched Access Services are connected with Special Access Services at Telephone Company Designated WATS Serving Offices for the provision of WATS or WATS-type Services, Switched Access Service minutes which are carrier on that end of the service (i.e., originating minutes for outward WATS and WATS-type services and terminating minutes for inward WATS and WATS-type services) shall not be assessed Carrier Common Line Access per minute charges with the following exception. Carrier Common Line Access per minute charges shall apply when Feature Group A or Feature Group B switched access is ordered from a non-equal access telephone company office that does not have measurement capabilities and the assumed average access minutes, as set forth in the exchange carrier's access tariff are used.

(TR19)

ACCESS SERVICE

3. Carrier Common Line Access Service (Cont'd)3.3 Undertaking of the Telephone Company3.3.1 Provision of Service

Where the Customer is provided Switched Access Service under other sections of this or other Access Service tariffs, the Telephone Company will provide the use of Telephone Company common lines by a customer for access to end users at rates and charges as set forth in 17.1.1 following.

3.3.2 Interstate and Intrastate Use

The Switched Access Service provided by the Telephone Company includes the Switched Access Service provided for both interstate and intrastate communications. The Carrier Common Line Access rates and charges as set forth in 17.1.1 following apply to interstate Switched Access Service access minutes in accordance with the rate regulations as set forth in 3.8.4 following (Percent Interstate Use - PIU).

3.4 Obligations of the Customer3.4.1 Switched Access Service Requirement

The Switched Access Service associated with Carrier Common Line Access shall be ordered by the Customer under other sections of this tariff.

3.4.2 Supervision

The Customer facilities at the premises of the ordering customer shall provide the necessary on-hook and off-hook supervision.

(TR19)

ACCESS SERVICE

3. Carrier Common Line Access Service (Cont'd)3.5 Determination of Usage Subject to Carrier Common Line Access Charges

Except as set forth herein, all Switched Access Service provided to the Customer will be subject to Carrier Common Line Access charges.

3.5.1 Determination of Jurisdiction

When the Customer reports interstate and intrastate use of Switched Access Service, the associated Carrier Common Line Access used by the Customer for interstate will be determined as set forth in 3.8.4 following (PIU).

3.5.2 Cases Involving Usage Recording by the Customer

Where Feature Group C (FGC) end office switching is provided without Telephone Company recording and the Customer records minutes of use used to determine Carrier Common Line Access charges (i.e., FGC operator and calls such as pay telephone sent-paid, operator-DDD, operator-person, collect, credit-card, third number and/or other like calls), the Customer shall furnish such minutes of use detail to the Telephone Company in a timely manner.

If the Customer does not furnish the data, the Customer shall identify all Switched Access Services which could carry such calls in order for the Telephone Company to accumulate the minutes of use through the use of special Telephone Company measuring and recording equipment.

(TR19)

ACCESS SERVICE

3. Carrier Common Line Access Service (Cont'd)3.5 Determination of Usage Subject to Carrier Common Line Access Charges (Cont'd)3.5.3 Local Exchange Access and Enhanced Services Exemption

When access to the local exchange is required to provide a customer service (e.g., MTS/WATS-type, telex, Data, etc.) that uses a resold Special Access service, Switched Access Service Rates and Regulations, as set forth in Section 6. following will apply, except when such access to the local exchange is required for the provision of an enhanced service. Carrier Common Line Access rates and charges as set forth in 17.1.1 following apply in accordance with the resale rate regulations as set forth in 3.6.4 following.

(TR19)

ACCESS SERVICE

3. Carrier Common Line Access Service (Cont'd)3.6 Resold Services3.6.1 Scope

Where the Customer is reselling MTS and/or MTS-type service(s) on which the Carrier Common Line and Switched Access charges have been assessed, the Customer may, at the option of the Customer, obtain Feature Group A, Feature Group B or Feature Group D Switched Access Service under this tariff as set forth in Section 6. following for originating and/or terminating access in the local exchange. Such access group arrangements whether single lines or trunks or multiline hunt groups or trunk groups will have Carrier Common Line Access charges applied as set forth in 17.1.1 following in accordance with the resale rate regulations set forth in 3.6.4 following. For purposes of administering this provision:

Resold interstate terminating MTS and MTS-type service(s) shall include collect calls, third number calls and credit card calls where the reseller pays the underlying carrier's service charges; and shall not include intrastate minutes of use.

Resold interstate originating MTS and MTS-type service(s) shall not include collect, third number, credit card or intrastate minutes of use.

(TR19)

ACCESS SERVICE

3. Carrier Common Line Access Service (Cont'd)3.6 Resold Services (Cont'd)3.6.2 Customer Obligations Concerning the Resale of MTS and MTS-type Services

When the Customer is reselling MTS and/or MTS-type service as set forth in 3.6.1 preceding, the Customer will be charged Carrier Common Line Access charges in accordance with the resale rate regulations as set forth in 3.6.4 following if the Customer or the provider of the MTS service furnishes documentation of the MTS-type usage. Such documentation supplied by the Customer shall be supplied each month and shall identify the involved resold MTS and/or MTS-type services.

The monthly period used to determine the minutes of use for resold MTS and/or MTS-type service(s) shall be the most recent monthly period for which the Customer has received a bill for such resold service(s). This information shall be delivered to the Telephone Company, at a location specified by the Telephone Company, no later than 15 days after the bill date shown on the resold MTS and/or MTS-type service bill. If the required information is not received by the Telephone Company, the previously reported information, as described preceding, will be used for the next two months. For any subsequent month, no allocation or credit will be made until the required documentation is delivered to the Telephone Company by the Customer.

(TR19)

ACCESS SERVICE

3. Carrier Common Line Access Service (Cont'd)

3.6 Resold Services (Cont'd)

3.6.3 Resale Documentation Provided By the Customer

When the Customer utilizes Switched Access Service as set forth in 3.6.2 preceding, the Telephone Company may request a certified copy of the Customer's resold MTS or MTS-type usage billing from either the Customer or the provider of the MTS or MTS-type service. Requests for billing will relate back no more than 12 months prior to the current billing period.

(TR19)

ACCESS SERVICE

3. Carrier Common Line Access Service (Cont'd)3.6 Resold Services (Cont'd)3.6.4 Rate Regulations Concerning the Resale of MTS and MTS-type Services

When the Customer is provided an access group to be used in conjunction with the resale of MTS and/or MTS-type services as set forth in 3.6.1 preceding, subject to the limitations as set forth in 3.2 preceding, and the billing entity receives the usage information required as set forth in 3.6.2 preceding, to calculate the adjustment of Carrier Common Line Access charges, the Customer will be billed as set forth in (D), (E) or (F) following, depending upon, respectively, whether the usage is from non-equal access offices, equal access offices or a combination of the two.

(A) Apportionment and Adjustment of Resold Minutes of Use

When the Customer is provided with more than one access group in a LATA in association with the resale of MTS and/or MTS-type services, the resold minutes of use will be apportioned as follows:

(1) Originating Services

The Telephone Company will apportion the resold originating MTS and/or MTS-type services and originating minutes of use for which the resale credit adjustment applies, among the access groups. Such apportionment will be based on the relationship of the originating usage for each access group to the total originating usage for all access groups in the LATA. For purposes of administering this provision:

(TR19)

ACCESS SERVICE

3. Carrier Common Line Access Service (Cont'd)3.6 Resold Services (Cont'd)3.6.4 Rate Regulations Concerning the Resale of MTS and MTS-type Services (Cont'd)(A) Apportionment and Adjustment of Resold Minutes of Use
(Cont'd)(1) Originating Services (Cont'd)

Resold originating MTS and/or MTS-type services minutes shall be only those attributable to interstate originating MTS and/or MTS-type minutes and shall not include collect, third number, credit card or intrastate minutes of use.

The resale credit adjustment shall apply for resold originating MTS and MTS-type services and minutes of use, provided Carrier Common Line and Switched Access Charges have been assessed on such services.

(2) Terminating Services

The Telephone Company will apportion the resold terminating MTS and/or MTS-type services and terminating minutes of use for which the resale credit adjustment applies, among the access groups. Such apportionment will be based on the relationship of the terminating usage for each access group to the total terminating usage for all access groups in the LATA. For purposes of administering this provision:

(TR19)

ACCESS SERVICE

3. Carrier Common Line Access Service (Cont'd)3.6 Resold Services (Cont'd)3.6.4 Rate Regulations Concerning the Resale of MTS and MTS-type Services (Cont'd)(A) Apportionment and Adjustment of Resold Minutes of Use
(Cont'd)(2) Terminating Services

Resold terminating MTS and/or MTS-type services minutes shall be only those attributable to interstate terminating MTS/MTS-type (i.e., collect calls, third number calls, and credit card calls) and shall not include intrastate minutes of use or MTS/MTS-type minutes of use paid for by another party.

The resale credit adjustment shall apply for resold terminating MTS and MTS-type services and minutes of use, provided Carrier Common Line and Switched Access Charges have been assessed on such services.

(B) Same State/Telephone Company/Exchange Limitation

In order for the rate regulations to apply as set forth in (D), (E) or (F) following, the access groups and the resold MTS and/or MTS-type services must be provided in the same state (except when the same extended area service arrangement is provided in two different states by the same telephone company) in the same exchange, provided by the same Telephone Company and connected directly or indirectly. For those exchanges that encompass more than one state, the Customer shall report the information by state within the exchange.

(TR19)

ACCESS SERVICE

3. Carrier Common Line Access Service (Cont'd)3.6 Resold Services (Cont'd)3.6.4 Rate Regulations Concerning the Resale of MTS and MTS-type Services (Cont'd)(C) Direct and Indirect Connections

Each of the access group arrangements used by the Customer in association with the resold MTS and/or MTS-type services must be connected either directly or indirectly to the Customer designated premises at which the resold MTS and/or MTS-type services are terminated. Direct connections are those arrangements where the access groups and resold MTS and/or MTS-type services are terminated at the same customer designated premises.

Indirect originating connections are those arrangements where the access groups and the resold originating MTS and/or MTS-type services are physically located at different customer designated premises in the same exchange. Such different customer designated premises are connected by facilities that permit a call to flow from access groups to resold MTS and/or MTS-type services.

Indirect terminating connections are those arrangements where the access groups and resold terminating MTS and/or MTS-type services are physically located at different customer designated premises in the same exchange. Such different customer designated premises are connected by facilities that permit a call to flow from resold terminating MTS and/or MTS-type services to access groups.

(TR19)

ACCESS SERVICE

3. Carrier Common Line Access Service (Cont'd)3.6 Resold Services (Cont'd)3.6.4 Rate Regulations Concerning the Resale of MTS and MTS-type Services (Cont'd)(D) Access Groups - Non-Equal Access Offices Only

The adjustments as set forth here and in (E) and (F) following will be computed separately for each access group.

When all the usage on an access group originates from and/or terminates at end offices that have not been converted to equal access the Non Premium Access Charge per minute as set forth in 17.1.1 following will apply. The Access Minutes which will be subject to Carrier Common Line Access charges will be the adjusted originating interstate access minutes plus the adjusted terminating interstate access minutes for such access groups.

The adjusted originating access minutes will be the originating interstate access minutes less the reported resold originating MTS and/or MTS-type service minutes of use as set forth (A)(1) preceding; but not less than zero. The adjusted terminating access minutes will be the terminating interstate access minutes less the reported resold terminating MTS and/or MTS-type service minutes of use as set forth in (A)(2) preceding; but not less than zero.

(TR19)

ACCESS SERVICE

3. Carrier Common Line Access Service (Cont'd)3.6 Resold Services (Cont'd)3.6.4 Rate Regulations Concerning the Resale of MTS and MTS-type Services (Cont'd)(E) Access Groups - Equal Access Offices Only

When all the usage on an access group originates from and/or terminates at end offices that have been converted to equal access the Premium Access Charge per minute as set forth in 17.1.1 following will apply. The minutes billed Carrier Common Line Access Service charges will be the adjusted originating interstate access minutes and the adjusted terminating interstate access minutes for such access groups.

The adjusted originating access minutes will be the originating interstate access minutes less the reported resold originating MTS and/or MTS-type service minutes of use as set forth in (A) (1) preceding; but not less than zero. The adjusted terminating access minutes will be the terminating interstate access minutes less the reported resold terminating MTS and/or MTS-type service minutes of use as set forth in (A) (2) preceding; but not less than zero.

(TR19)

ACCESS SERVICE

3. Carrier Common Line Access Service (Cont'd)3.6 Resold Services (Cont'd)3.6.4 Rate Regulations Concerning the Resale of MTS and MTS-type Services (Cont'd)(F) Access Groups - Non-Equal Access and Equal Access Offices

When an access group has usage that originates from and/or terminates at both end offices that have been converted to equal access and end offices that have not been converted, both premium and non-premium per minute charges as set forth in 17.1.1 following will apply respectively. The minutes billed Carrier Common Line Access Service charges will be the adjusted originating interstate access minutes plus the adjusted terminating interstate access minutes for such access groups.

The adjusted originating access minutes will be the originating interstate access minutes less the reported resold originating MTS and/or MTS-type service minutes of use as set forth in (A)(1) preceding; but not less than zero. The adjusted terminating access minutes will be the terminating interstate access minutes less the reported resold terminating MTS and/or MTS-type service minutes of use as set forth in (A)(2) preceding; but not less than zero.

The adjusted originating access minutes and the adjusted terminating access minutes will be apportioned between premium and non-premium access minutes using end-office specific usage data when available, or when usage data are not available, the premium and non-premium ratios developed as set forth in 6.4.1(C)(4) following. The Premium and Non Premium per minute charges set forth in 17.1.1 following will apply to the respective premium and non-premium access minutes determined in this manner.

(TR19)

ACCESS SERVICE

3. Carrier Common Line Access Service (Cont'd)3.6 Resold Services (Cont'd)3.6.4 Rate Regulations Concerning the Resale of MTS and MTS-type Services (Cont'd)(F) Access Groups - Non-Equal Access and Equal Access Offices
(Cont'd)

The adjusted originating access minutes and the adjusted terminating access minutes will be apportioned between premium and non-premium access minutes using end-office specific usage data when available, or when usage data are not available, the premium and non-premium ratios developed as set forth in 6.4.1(C)(4) following. The Premium and Non Premium per minute charges set forth in 17.1.1 following will apply to the respective premium and non-premium access minutes determined in this manner.

(G) When the Adjustment Will Be Applied to Customer Bills

The adjustment as set forth in (D), (E) and (F) preceding will be made to the involved customer account no later than either the next bill date, or the one subsequent to that, depending on when the usage report is obtained.

(H) Conversion of Billed Usage to Minutes

When the MTS and/or MTS-type usage is shown in hours, the number of hours shall be multiplied by 60 to develop the associated MTS and/or MTS-type minutes of use. If the MTS and/or MTS-type usage is shown in a unit that does not show hours or minutes, the Customer shall provide a factor to convert the shown units to minutes.

(I) Percent Interstate Use (PIU)

The adjustment as set forth in (D), (E) and (F) preceding will be made to the involved customer account after making the adjustments to the Customer account as set forth in 3.8.4 following (PIU).

(TR19)

ACCESS SERVICE

3. Carrier Common Line Access Service (Cont'd)3.7 Rate Regulations3.7.1 Billing of Charges

Carrier Common Line charges will be billed to each Switched Access Service provided under this tariff in accordance with the regulations as set forth in 3.8.5 following (Determination of Premium and Non-Premium Charges) except as set forth in 3.6.4 preceding (Resale) and 3.8.4 following (PIU).

3.7.2 Measuring and Recording of Call Detail

When access minutes are used to determine Carrier Common Line charges, they will be accumulated using call detail recorded by Telephone Company equipment except as set forth in 3.8.3 following (Unmeasured FGA and FGB Usage) and Feature Group C operator and automated operator services systems call detail such as pay telephone sent-paid, operator-DDD, operator-person, collect, credit-card, third number and/or other like calls recorded by the Customer. The Telephone Company measuring and recording equipment, except as set forth in 3.8.3 following (Unmeasured FGA and FGB Usage), will be associated with end office or local tandem switching equipment and will record each originating and terminating access minute where answer supervision is received. The accumulated access minutes will be summed on a line by line basis, by line group or by end office, whichever type of account is used by the Telephone Company, for each customer and then rounded to the nearest minute.

3.7.3 Unmeasured Feature Group A and B Usage

When Carrier Common Line Access is provided in association with Feature Group A or Feature Group B Switched Access Service in Telephone Company offices that are not equipped for measurement capabilities, an assumed average interstate access minutes will be used to determine Carrier Common Line Access charges. These assumed access minutes are as set forth in the exchange carriers' access tariffs.

3.7.4 Percent Interstate Use (PIU)

When the Customer reports interstate and intrastate use of in-service Switched Access Service, Carrier Common Line charges will be billed only to interstate Switched Access Service access minutes based on the data reported by the Customer as set forth in 2.3.11 preceding (Jurisdictional Reports), except where the Telephone Company is billing according to actuals by jurisdiction. Interstate Switched Access Service access minutes will, after adjustment as set forth in 3.6.4 preceding (Resale), when necessary, be used to determine Carrier Common Line Charges as set forth in 3.8.5 following.

(TR19)

ACCESS SERVICE

3. Carrier Common Line Access Service (Cont'd)3.7 Rate Regulations (Cont'd)3.7.5 Determination of Premium and Non-Premium Charges

After the adjustments as set forth in 3.6.4 and 3.8.4 preceding have been applied, when necessary, to Switched Access Service access minutes, charges for the involved customer account will be determined as follows:

- (A) Access Minutes for all premium rated Switched Access Service subject to Carrier Common Line charges will be multiplied by the Premium Access per minute rate as set forth in 17.1.1 following.
- (B) Access minutes for all non-premium rated Switched Access Service subject to Carrier Common Line charges will be multiplied by the Non-Premium Access per minute rate as set forth in 17.1.1 following.
- (C) Carrier Common Line charges shall not be reduced as set forth in 3.6.1 preceding unless Switched Access Charges, as set forth in Section 6. following, are applied to the Customer's Switched Access Services.

(TR19)

ACCESS SERVICE

3. Carrier Common Line Access Service (Cont'd)3.7 Rate Regulations (Cont'd)3.7.5 Determination of Premium and Non-Premium Charges (Cont'd)

(D) Terminating Premium Access or Non-Premium Access, per minute charge(s) apply to:

- all terminating access minutes of use;
- less those terminating access minutes of use associated with Mobile Telephone Switching Offices (MTSOs).
- all originating access minutes of use associated with FGA Access Services where the off-hook supervisory signaling is forwarded by the Customer's equipment when the called party answers;
- all originating access minutes of use associated with calls placed to 500, 700, 800, 888 and 900 numbers
- less those originating access minutes of use associated with calls placed to 500, 700, 800, 888 and 900 numbers that terminate on a Switched Access Service that is assessed terminating Carrier Common Line charges.

This usage is determined using information supplied by the Customer. The Customer's report to the Telephone Company shall include either the number of calls or minutes placed to 500, 700, 800, 888 and 900 numbers that terminate on a Switched Access Service that is assessed terminating Carrier Common Line charges. The Customer shall update this information at least semi-annually.

When the Customer makes this report available to the Telephone Company in advance of billing, these minutes of use will be charged on the current bill as originating minutes of use as set forth in (E) following. If a billing dispute arises concerning the Customer provided report, the Telephone Company will request the Customer to provide the data the Customer used to develop the report. The Telephone Company will not request such data more than once a year. The Customer shall supply the data within 30 days of the Telephone Company request.

(TR19)

ACCESS SERVICE

3. Carrier Common Line Access Service (Cont'd)3.7 Rate Regulations (Cont'd)3.7.5 Determination of Premium and Non-Premium Charges (Cont'd)

(E) The originating Premium Access or Non-Premium Access, per minute charge(s) apply to:

- all originating access minutes of use;
- less those originating access minutes of use associated with FGA Access Services where the off-hook supervisory signaling is forwarded by the Customer's equipment when the called party answers;
- less those originating access minutes of use associated with Wireless Switching Centers (WSCs).
- less those originating minutes of use associated with calls placed to 500, 700, 800, 888 and 900 numbers;
- plus all originating access minutes of use associated with calls placed to 500, 700, 800, 888 and 900 numbers for which the Customer furnishes for each month a report of either the number of calls or minutes or a report of the percent of calls or minutes that terminate in a Switched Access Service that is assessed Carrier Common Line charges, and for which a corresponding reduction in the number of terminating access minutes of use has been made as set forth in (D) preceding.

3.7.6 Presubscribed Interexchange Carrier Charge (PICC)

The PICC is a flat-rate, per-line or trunk monthly charge, as set forth in Section 17.1 following, assessed upon the subscriber's presubscribed interexchange carrier to recover the common line revenues that cannot be recovered through the end user common line charge (EUCL) as provided in Section 4 following, the Residual Interconnection charge (RIC) revenues as provided in Section 6 following, and certain marketing expenses as provided in Section 6 following. The PICC shall recover all residual common line revenues before it recovers RIC revenues and all RIC revenues before it recovers marketing expenses.

When an end user is provided local residence exchange service(s) in a state, semi-public service included, and when the local residence exchange service is provided under the general and/or local exchange service tariffs, the PICC Residence - Primary or Non-Primary line or trunk rate as set forth in Section 17.1 following, applies to each such local residence exchange service. See Section 2.6 for definition of Primary and Non-Primary line.

(TR19)

ACCESS SERVICE

3. Carrier Common Line Access Service (Cont'd)3.7 Rate Regulations (Cont'd)3.7.6 Presubscribed Interexchange Carrier Charge (PICC) (Cont'd)

When an end user is provided a single local business exchange service in a state, semi-public service included, and when this local business exchange service is provided under the general and/or local exchange service tariffs, the PICC Single Line Business rate as set forth in 3.9.2 following, applies to each such business individual line or trunk.

When an end user is provided more than one local business exchange service in a state by the same Telephone Company, semi-public service included, and when a local exchange service is provided under the general and/or local exchange service tariffs, the PICC - Multiline Business rate as set forth in Section 17.1 following, applies to each such Multiline Business individual line or trunk.

The PICC for ISDN Primary Rate Service (PRS) shall be five (5) times the Multiline Business rate, as set forth in Section 17.1 following.

The PICC for ISDN Basic Rate Service (BRS) shall be applied at the appropriate Non-Primary Residence or Multiline Business rate as set forth in Section 17.1 following.

The PICC for Business Centrex Service for subscribers with less than nine (9) lines shall be one multiline business PICC, as set forth in Section 17.1 following. Business Centrex Service customers with nine (9) or more lines will be assessed a PICC charge at a rate equal to one-ninth the PICC for multiline business lines assessed on a per-line basis, as set forth in Section 17.1 following.

The PICC for Residential Centrex (or Centrex Dorm) service shall be applied at the primary residence rate, as set forth in Section 17.1 following.

If an end user subscriber does not have a presubscribed inter-exchange carrier, the company may collect the PICC directly from the end user subscriber.

If an Interexchange Carrier (IC) chooses to terminate service of an end user for nonpayment or other tariff violation and wishes to avoid liability for the PICC, the IC must (1) comply with the end user notification regulations set forth in 13.5.2 (D) following; and (2) at least fifteen (15) days prior to the Telephone Company's monthly PICC snap shot, via the Customer Account Record Exchange (CARE) record format, provide notice to the Telephone Company that it has discontinued service to its end user.

(TR19)

ACCESS SERVICE

3. Carrier Common Line Access Service (Cont'd)3.7 Rate Regulations (Cont'd)3.7.6 Presubscribed Interexchange Carrier Charge (PICC) (Cont'd)

In the event that notice is provided in less than 15 days before the monthly PICC snap shot, the Telephone Company will make reasonable efforts to change the end user line designation to EA,C/D, as described in 13.5.2 (D) following. However, if the Telephone Company is unable to accomplish the change prior to the PICC snap shot, Telephone Company will notify the IC that the change has been rejected and continue to assess the PICC to the Interexchange Carrier. When a change has been rejected, the Interexchange Carrier must resubmit notice to the Telephone Company that it has discontinued service to the end user at least 15 days prior to the next monthly PICC snap shot via the CARE record format.

(TR19)

ACCESS SERVICE

4. End User Access Service

The Telephone Company will provide End User Access Service (End User Access) to end users who obtain local exchange service from the Telephone Company under its general and/or local exchange tariffs.

4.1 General Description

End User Access provides for the use of an End User Common Line (EUCL).

4.2 Limitations(A) Exclusions

Telephone number, detail billing, directory listings and intercept arrangements are not included with End User Access.

(B) Lifeline Assistance

Lifeline Assistance plans may reduce or eliminate End User Access Charges to certain qualifying end users. Jurisdictions where such locally approved assistance plans are in effect are set forth in 17.1.3 following.

4.3 Undertaking of the Telephone Company

The Telephone Company will provide End User Access at rates and charges as set forth in 17.1.2 as follows:

(A) End User Common Line (EUCL)

(C)

- Use of a common line by an end user in connection with interstate Access Services provided under this tariff. Such use will be provided when the end user obtains local exchange service. (C)
- The Telephone Company will be responsible for contacts and arrangements with customers for the billing of End User Access charges.

(B) Access Recovery Charge (ARC)*

(N)

The ARC is assessed when an end user or reseller obtains local exchange service from the Telephone Company, and is a per month rate that is assessed to the end user or reseller of the associated local exchange service.

(N)

* The ARC does not apply to the exchanges/companies as noted in Section 4.6.13 below.

(TR55)

Issued: June 18, 2012

Effective: July 3, 2012

4001 Rodney Parham Rd.
Little Rock, Arkansas 72212

ACCESS SERVICE

4. End User Access Service (Cont'd)4.4 Obligations of Radio Common Carriers

When the end user is a Radio Common Carrier (RCC) or provider of paging service, such end users shall designate whether the local exchange service they are provided by the Telephone Company is used as an access line for RCC or paging services, or used as an administrative line.

4.5 Payment Arrangements and Credit Allowances4.5.1 Minimum Period

The minimum period for which EUCL End User Access is provided to an end user and for which charges are applicable is the same as that in the general and/or local exchange tariffs for the associated local exchange service.

4.5.2 Cancellation of Orders

End User Access is cancelled when the order for the associated local telephone exchange service is cancelled. No cancellation charges apply.

4.5.3 Changes to Orders

When changes are made to orders for the local exchange service associated with End User Access, any necessary changes will be made for End User Access. No charges will apply.

4.5.4 Allowance for Interruptions

When there is an interruption to an EUCL, requested End User Access credit allowances for interruptions will be provided as set forth for credit allowance for interruptions in 2.4.4 preceding.

4.5.5 Temporary Suspension of Service

When an end user temporarily suspends its local exchange service which is associated with EUCL, one-half of the EUCL per month charge will be temporarily suspended for the time period the local exchange service is suspended.

(TR19)

ACCESS SERVICE

4. End User Access Service (Cont'd)4.6 Rate Regulations4.6.1 Who Is Billed

When the end user's local exchange service is provided by the Telephone Company, the EUCL and the ARC per month charges (N)
will be billed to the end user. When the end user's local exchange service is provided by a local service provider that resells services, the EUCL and ARC per month charge will be (N)
billed to the reseller.

4.6.2 Multiparty Service

The EUCL and ARC charge for each multiparty subscriber shall be assessed as if the subscriber had subscribed to single-party service. (N)

4.6.3 Pay Telephone Service

The EUCL and ARC Multiline Business rate will be assessed when a Payphone Service Provider obtains an exchange service line for the purposes of offering pay telephone service. (N)

4.6.4 Exclusions

Where the Windstream Value Line Bundle services are available and an End User Customer has subscribed to the service, the Non-Primary Residential Subscriber Line Charge will not apply.

4.6.5 Business Services(A) Single Line Service

When an end user is provided a single local business exchange service in a state, multiparty and centrex services included, and when this local business exchange service is provided under the general and/or local exchange service tariffs, the EUCL and ARC (N)
Single Line Business - Individual line or trunk rate as set forth in 17.1.2 following, applies to each such business individual line or trunk. In the case of (C)
multiparty service each party is deemed to be a user of an EUCL and an ARC. (N)

(TR55)

ACCESS SERVICE

4. End User Access Service (Cont'd)4.6 Rate Regulations (Cont'd)4.6.5 Business Services (Cont'd)(B) Multiline Service

When an end user is provided more than one local business exchange service in a state by the same Telephone Company, multiparty and centrex services included, and when a local exchange service is provided under the general and/or local exchange or centrex service tariffs, the EUCL and the ARC Multiline Business - Individual line or trunk rate as set forth in 17.1.2 following, applies to each such Multiline Business individual line or trunk. In the case of multiparty service each party is deemed to be a user of an EUCL and an ARC.

(N)

(C)

(N)

(C) Centrex CO and Centrex CO-like Services

For business Centrex CO and business Centrex CO-like service lines or trunks, the EUCL and ARC Centrex CO rate as set forth in Section 17.1 following applies to each business line or trunk.

(N)

Centrex CO is a service that (1) uses a portion of a Telephone Company switch located at the Telephone Company central office to meet the customer's internal needs and serves as the customer's interface with the local and interexchange networks and (2) links the customer's main stations to the Telephone Company switch with subscriber loops.

Centrex CO-like services are services that operate in a manner that is substantially the same as Centrex CO and (1) are provided using switches located at Telephone Company central offices and (2) link customer main stations to the Telephone Company switch with subscriber loops.

Centrex CO or CO-like service provided to a college, university or school may serve both the college, university or school offices and the student or faculty dormitory (residential) quarters. When provided to residential quarters, the residential portion of the service is commonly known as dormitory service. Primary line residential charges will apply to lines to the student or faculty dormitory (residential) quarters as set forth in Section 17.1 following. Business charges for lines to the university, college or school offices will apply as set forth in Section 17.1 following. Charges shall be based on the number of residence and business lines reported to the Telephone Company by the end user.

(TR55)

ACCESS SERVICE

4. End User Access Service (Cont'd)4.6 Rate Regulations (Cont'd)4.6.6 Radio Common Carriers

For each local exchange service used only as a path for the transmission of Radio Common Carrier (RCC) traffic between the Telephone Company serving wire center and the RCC's radio equipment, End User Access charges do not apply. End User Access Charges will apply to the Radio Common Carrier's local exchange service used for administrative purposes. This shall also include those Radio Common Carriers providing maritime service under Part 80 of the FCC Rules and Regulations.

A Radio Common Carrier is described as a common carrier engaged in the provision of Public Mobile Service, as defined in Part 22 of the FCC Rules and Regulations which is not also in the business of providing landline local exchange telephone service.

4.6.7 Remote Call Forwarding

For each local exchange service provided as Remote Call Forwarding (RCF) residential or business service, under the general and/or local exchange service tariffs, End User Access charges do not apply.

4.6.8 Residence Services(A) Single Line and Multiline Service

When an end user is provided local residence exchange service(s) in a state, multiparty and centrex services included, and when the local residence exchange service is provided under the general and/or local exchange or centrex service tariffs, the EUCL and the ARC Residence - Individual line or trunk rate as set forth in 17.1.2 following, applies to each such local residence exchange trunk. In the case of multiparty service each party is deemed to be a user of an EUCL and an ARC. These rates may be reduced as set forth in 4.6.9 following (Telephone Lifeline Assistance).

(N)

(N)

(C)

(N)

(TR19)

ACCESS SERVICE

4. End User Access Service (Cont'd)4.6 Rate Regulations (Cont'd)4.6.9 Telephone Lifeline Assistance(A) Without F.C.C. Certification

When an end user is provided a local residence exchange service and the residential local exchange rate for the end user is reduced for end users meeting a state established means test that is subject to verification, the applicable EUCL and ARC Residence - Individual line or trunk rate as set forth in 17.1.2 following, shall be reduced by 50 percent, if the local exchange rate reduction is an equivalent amount as provided for in Paragraph 69.104(j) of Part 69 of the F.C.C. Rules and Regulations. (N) (C)

(B) With F.C.C. Certification

When an end user is provided a local residence exchange service and the residential local exchange rate is reduced for end users eligible for a telephone lifeline assistance plan requiring verification and approval by the FCC as provided for in paragraph 69.104(k) of Part 69 of the FCC Rules and Regulations, the EUCL and ARC Residence - Individual line or trunk rate as set forth in 17.1.2 following shall be reduced. The End User Common Line charge and ARC shall be reduced for a single telephone line to the household's principal residence to the extent of the state assistance, or waived in full if the state assistance equals or exceeds the residential End User Common Line Charge and the ARC. (N) (C) (N) (N)

Approved jurisdictions for lifeline assistance plans implemented as provided for in Paragraph 69.104(k) of Part 69 of the FCC Rules and Regulations are listed in 17.1.3 following.

(TR55)

ACCESS SERVICE

4. End User Access Service (Cont'd)4.6 Rate Regulations (Cont'd)4.6.10 End User ISDN PRI Ports

The ISDN PRI Port charge shall be assessed to each ISDN PRI customer on the basis of PRI's ordered. The rate is set forth in section 17.1.5 following.

4.6.11 End User ISDN BRI Ports

The ISDN BRI Port charge shall be assessed to each ISDN BRI customer on the basis of BRI's ordered. The rate is set forth in section 17.1.5 following.

4.6.12 Federal Universal Service Fee (FUSF)

The Federal Universal Service Fee (FUSF) recovers the Telephone Company's contribution to various federal universal service funds. The Telephone Company will apply the FUSF through a monthly surcharge applied to the total billed charges for interstate access services ordered by end users, as described below.

The FUSF Revenue Surcharge will not apply to any local exchange services purchased by end users participating in the Lifeline Assistance program or by customers that resell services to end users as part of an interstate telecommunication service and are required to contribute to the various federal universal service funds. In case of a dispute regarding whether the customer is reselling service, the Telephone Company may request a signed certification to that effect from the customer.

When an end user temporarily suspends its local exchange service that is associated with FUSF, one-half of the FUSF surcharge will be temporarily suspended for the time period the local exchange service is suspended.

(A) Rate Application

The FUSF Revenue Surcharge will be determined by multiplying the surcharge factor shown in Section 17.1.4, following, by the end user's total interstate access services charges at the billing account level.

(TR19)

ACCESS SERVICE

4. End User Access Service (Cont'd)4.7 Rate Regulations (Cont'd)4.6.13 Exceptions to Access Recovery Charge

With the exclusion of Greenstreak Lines the Residence, Non-Primary Residence and ISDN BRI ARC charge does not apply to the following exchanges/companies:

Windstream Standard

BIG CANOE

Windstream Georgia

COLBERT	ILA	PENDERGRASS
COMER	MAYSVILLE	WINTERVILLE
DANIELSVILLE	NICHOLSON	

Georgia Windstream

DANVILLE	REBECCA
MONTROSE	UVALDA

Windstream Georgia Communications

ADEL	MILLEDGEVILLE	PRESTON
ASHBURN	MONROE	SASSER
CARNESVILLE	NASHVILLE	WINDER
DOERUN	NORMAN PARK	WOODLAND
HAHIRA	PARROTT	
MENLO	PERRY	

Windstream Lakedale #1414

MAPLE LAKE	MONTROSE	WAVERLY
------------	----------	---------

Windstream Lakedale #1482

BECKER	GLENDORADO
BIG LAKE	ZIMMERMAN

(TR55)

ACCESS SERVICE

4. End User Access Service (Cont'd)4.8 Rate Regulations (Cont'd)4.6.13 Exceptions to Access Recovery Charge (Cont'd)

With the exclusion of Greenstreak Lines the Residence, Non-Primary Residence and ISDN BRI ARC charge does not apply to the following exchanges/companies:

Windstream Iowa #1167

ALTA VISTA	HARPER	PROTIVIN
ARLINGTON	HAZLETON	RALSTON
BLENCOE	HOLY CROSS	RANDALL
BRADDYVILLE	KENT	RANDOLPH
CENTRAL CITY	LEGRAND	REDFIELD
CHELSEA	LINDEN	RIPPEY
CLARINDA	LITTLE SIOUX	RIVERTON
COLESBURG	LUXEMBURG	ROLAND
COLLEGE SPRINGS	MALCOM	RYAN
CONROY	MALLARD	SIDNEY
CYLINDER	MAXWELL	SOBRADDYVILLE
DE SOTO	MAY CITY	STRAWBERRY POINT
DELHI	MONTOUR	TABOR
DEXTER	NEVADA CITY	THURMAN
DYERSVILLE	NEW VIENNA	TRAER
EARLVILLE	ORIENT	TROY MILLS
EDGEWOOD	PANAMA	VOLGA
ELKHART	PERCIVAL	W CHESTER
EPWORTH	PORTSMOUTH	WADENA
FARLEY	PRESCOTT	WALKER
GREELEY		WORTHINGTON

Windstream Iowa - #1170

ALBIA	EXIRA	LOW MOOR
ATALISSA	FONTANELLE	MELROSE
AUDUBON	FREDERICKSBURG	MINGO
BAYARD	FREMONT	MOSCOW
BOUTON	HALBUR	ROCHESTER
BRIDGEWATER	JANESVILLE	SUMNER
CHARLOTTE	LECLAIRE	
EDDYVILLE	LISBON	

(TR55)

ACCESS SERVICE

4. End User Access Service (Cont'd)4.9 Rate Regulations (Cont'd)4.6.13 Exceptions to Access Recovery Charge (Cont'd)

With the exclusion of Greenstreak Lines the Residence, Non-Primary Residence and ISDN BRI ARC charge does not apply to the following exchanges/companies:

Windstream Iowa #1178

AGENCY	HEDRICK	OLDS
AINSWORTH	HILLSBORO	OLLIE
ALDEN	HOUGHTON	OTLEY
ALPHA	JAMAICA	PACKWOOD
ARGYLE	KELLERTON	PELLA
ATTICA	KNOXVILLE	PEORIA
AUBURN	LACONA	PERU
BAGLEY	LAKE VIEW	PLANO
BENTON	LAWLER	PLEASANTVILLE
BLADENSBURG	LEIGHTON	PRIMROSE
BLAKESBURG	LETTS	PROMISE CITY
BRANDON	LIBERTY CENTER	RANDALIA
BRIGHTON	LIBERTYVILLE	REDDING
BUCKEYE	LINN GROVE	REMBRANDT
BUSSEY	LOCKRIDGE	RICHLAND
CENTERVILLE	LONE TREE	RICKETTS
CHARITON	LUCAS	RIVERSIDE
CHILLICOTHE	MACKSBURG	ROWLEY
CINCINNATI	MARTENSDALE	RUSSELL
COLUMBUS JUNCTION	MARTINSBURG	SALEM
CRAWFORDSVILLE	MAYNARD	SEYMOUR
DIAGONAL	MELCHER	SHANNON CITY
DONNELLSON	MILO	SO SEYMOUR
DOUDS	MONTROSE	ST. LUCAS
DOWS	MORAVIA	TINGLEY
ELDON	MOUNT AYR	TRACY
FARMINGTON	MOUNT PLEASANT	UNIONVILLE
FARSON	MOUNT UNION	WAUCOMA
FAYETTE	MYSTIC	WEST POINT
FONDA	NEW LONDON	WILLIAMSON
GRANDVIEW	NEWELL	WINFIELD

(TR55)

ACCESS SERVICE

5. Access Ordering5.1 General

This section sets forth the regulations and order related charges for services set forth in other sections of this tariff. Order related charges are in addition to other applicable charges for the services provided.

An Access Order is an order to provide the customer with Switched Access, Special Access, or Access Related Service or to provide changes to existing services. (C)

Regulations and ordering procedures for Expanded Interconnection are contained in Section 8 following.

A customer may order any number of services of the same type and between the same premises on a single Access Order. All details for services for a particular order must be identical except for those for multipoint service.

The customer shall provide to the Telephone Company the order information required in 5.2 following, and in addition the customer must also provide:

- Customer name and premises address(es).
- Billing name and address (when different from customer name and address).
- Customer contact name(s) and telephone number(s) for the following provisioning activities: order negotiation, order confirmation, interactive design, installation and billing.

(TR 93)

ACCESS SERVICE

5. Access Ordering (Cont'd)5.1 General (Cont'd)5.1.1 Service Installation

The Telephone Company will provide the Access Service in accordance with the customer's requested service date, subject to the constraints established by the Telephone Company schedule of applicable service dates.

The Telephone Company shall make available to all customers, upon request, a schedule of applicable service intervals for Switched and Special Access Services. The schedule shall specify the applicable service interval for services and the quantities of services that can be provided by a requested service date. Any associated material will be provided upon request and within a reasonable period of time.

The Telephone Company will not accept orders for service dates which exceed the applicable service date by more than six months.

Access Services will be installed during Telephone Company business days. If a customer requests that installation be done outside of scheduled work hours, and the Telephone Company agrees to this request, the customer will be subject to applicable Additional Labor Charges as set forth in 17.4.3 following.

(TR19)

ACCESS SERVICE

5. Access Ordering (Cont'd)5.1 General (Cont'd)5.1.2 Expedited Orders

When placing an Access Order, a customer may request a service date that is prior to the applicable service date. Additionally, a customer may also request an earlier service date on a pending Access Order. In this case, an access order modification as set forth in 5.4 following would be required. If the Telephone Company determines that the service can be provided on the requested date and that additional labor cost or extraordinary costs are required to meet the requested service date, the customer will be notified and will be provided with an estimate of the additional charges involved. Charges will be billed at actual cost, not to exceed 10 percent over estimated charges. Such additional charges will be determined and billed to the customer as explained following.

To calculate the additional labor charges, the Telephone Company will, upon authorization from the customer to incur the additional labor charges, keep track of the additional labor hours used to meet the request of the customer and will bill the customer at the applicable Additional Labor charges as set forth in 17.4.3 following.

To develop, determine and bill the customer the extraordinary costs which may be involved, Special Construction terms and conditions may be required. Authorization to incur the costs and to bill the customer will be in accordance with such tariffs.

When the request for expediting occurs subsequent to the issuance of the Access Order, a Service Date Change Charge as set forth in 17.4.1(B) following also applies.

5.1.3 Selection of Facilities for Access Orders

The option to request a specific transmission path or channel is provided for High Capacity Special Access Facilities, or as provided for under Special Facilities Routing as set forth in Section 11. following.

When there are High Capacity facilities to a hub on order or in service for the customer's use, the customer may request a specific channel or transmission path be used to provide the Switched or Special Access Service requested in an Access Order. The Telephone Company will make a reasonable effort to accommodate the customer request.

5.1.4 Special Construction

The regulations, rates and charges for special construction are set forth in WINDSTREAM TELEPHONE SYSTEM TARIFF F.C.C. No. 2, WINDSTREAM TELEPHONE SYSTEM TARIFF F.C.C. No. 5 and VALOR TELECOMMUNICATIONS ENTERPRISES LLC TARIFF F.C.C. No. 2 and are in addition to the regulations, rates and charges specified in this section.

(TR19)

ACCESS SERVICE

5. Access Ordering (Cont'd)5.2 Ordering Requirements5.2.1 Switched Access Service

When ordering Switched Access service, the customer must specify the directionality of the service and whether the service is to be provided as (1) Direct Trunked Transport to the end office, (2) Direct Trunked Transport to a tandem which connects with Tandem Switched Transport from the tandem to the end office or (3) Tandem Switched Transport to the end office. When all or a portion of service is ordered as Direct Trunked Transport, the customer must specify the type and quantity of Direct Trunked Transport facility (e.g., Voice Grade or High Capacity DS1 or DS3) and the hubs or ADM equipped wire centers involved. (C)

The customer must also specify the type of Entrance Facility (e.g., Voice Grade or High Capacity) to be utilized for Switched Access. For High Capacity Entrance Facility, the customer must specify the facility assignment and the channel assignment for each trunk.

Direct Trunked Transport is available at all tandems and all end offices except those identified in NATIONAL EXCHANGE CARRIER ASSOCIATION, INC. TARIFF F.C.C. NO. 4 as not having the capability to provide Direct Trunked Transport. Direct Trunked Transport is not available: (1) from end offices that provide equal access through a centralized equal access arrangement, (2) from end offices that lack recording or measurement capability, and (3) for originating 800/888 calls from non-Service Switching Point (SSP) equipped end offices that can not accommodate direct trunking of originating 800/888 calls.

When the customer has both Tandem Switched Transport and Direct Trunked Transport at the same end office, the customer will be provided Alternate Traffic Routing as set forth in 6.9.1 following.

A customer's Local Transport may be connected to the Entrance Facility of another customer, provided the other customer submits a Letter of Authorization for this connection and assumes full responsibility for the cost of the Entrance Facility.

(TR 93)

ACCESS SERVICE

5. Access Ordering (Cont'd)5.2 Ordering Requirements5.2.1 Switched Access Service(A) Feature Group A

Orders for Feature Group A Switched Access Service shall be in lines. At customer request, their Local Transport may be connected to the Entrance Facility of another customer, providing the other customer requests this connection and assumes full responsibility for the cost of the Entrance Facility.

When placing an order for Feature Group A Switched Access Service, the customer shall provide the following information in addition to that set forth in 5.1 preceding:

- The number of lines and the first point of switching (i.e., Dial Tone Office)
- Optional Features
- Whether the Off-hook Supervisory Signaling is provided by the customer's equipment before the called party answers, or is forwarded by the customer's equipment when the called party answers
- Lines to be provided as single lines
- Lines to be arranged in multiline hunt group arrangements
- Directionality (1-way, 2-way, etc.)
- A projected percentage of interstate use (PIU) as set forth in 2.3.11 preceding
- The Interexchange Carrier to which the service is connected or, in the alternative, specify the means by which the FGA access communications are transported to another state.

(TR19)

ACCESS SERVICE

5. Access Ordering (Cont'd)5.2 Ordering Requirements (Cont'd)5.2.1 Switched Access Service (Cont'd)(B) Feature Group B

Orders for Feature Group B Switched Access Service shall be in trunks.

When placing an order for Feature Group B Service, the customer shall provide, the following information in addition to that set forth in 5.1 preceding:

- The number of trunks
- The end office, when direct routing is desired
- The access tandem office when tandem routing is desired
- Optional Features
- Trunks to be provided as single trunks
- Trunks to be arranged in trunk group arrangements
- Directionality (1-way, 2-way, etc.)
- A projected percentage of interstate use (PIU) as set forth in 2.3.11 preceding
- The Interexchange Carrier to which the service is connected or, in the alternative, specify the means by which the FGB access communications are transported to another state.
- The access code dialing arrangement (i.e., a uniform access code of 950-XXXX)
- For Feature Group B switched access service to a Wireless Switching Center (WSC) directly interconnected to a Telephone Company access tandem office, the customer shall provide information to the Telephone Company indicating the NXX code(s) to be accessed.

(TR19)

ACCESS SERVICE

5. Access Ordering (Cont'd)5.2 Order Requirements (Cont'd)5.2.1 Switched Access Service (Cont'd)(C) Feature Group C, Feature Group D and Interim NXX Translation

When placing an order for Feature Group C and D Switched Access Service, the customer shall provide:

- The number of BHMC from the customer designated premises to the end office by Feature Group and by type of BHMC, or
- The number of trunks desired between customer designated premises and an entry switch.
- The number of BHMC or trunks required for or to be converted to an SS7 signaling capability.
- Optional Features
- Interim NXX Translation options.
- A projected percentage of interstate use (PIU) as set forth in 2.3.11 preceding.
- For Feature Group D switched access service to a Wireless Switching Center (WSC) directly interconnected to a Telephone Company access tandem office, the customer shall provide information to the Telephone Company indicating the NXX code(s) to be accessed.

When BHMC information is provided it is used to determine the number of transmission paths as set forth in 6.2.5 following.

The BHMC may be determined by the customer in the following manner. For each day (8 am to 11 pm, Monday through Friday, excluding national holidays), the customer shall determine the highest number of minutes of use for a single hour (e.g., 55 minutes in the 10-11 AM hour). The customer shall, for the same hour period (i.e., busy hour) for each of twenty consecutive business days, pick the twenty consecutive business days in a calendar year which add up to the largest number of minutes of use. Both originating and terminating minutes shall be included. The customer shall then determine the average busy hour minutes of capacity (i.e., BHMC) by dividing the largest number of minutes of use figure for the same hour period for the consecutive twenty business day period by 20. This computation shall be performed for each end office the customer wishes to serve. These determinations thus establish the forecasted BHMC for each end office.

(TR19)

ACCESS SERVICE

5. Access Ordering (Cont'd)5.2 Ordering Requirements (Cont'd)5.2.1 Switched Access Service (Cont'd)(C) Feature Group C, Feature Group D and Interim NXX Translation (Cont'd)

Customers may, at their option, order FGD by specifying the number of trunks desired between customer designated premises and an end office or access tandem. When ordering by trunk quantities rather than BHMC quantities to an access tandem, the customer must also provide the Telephone Company an estimate of the amount of traffic it will generate to and/or from each end office subtending the access tandem to assist the Telephone Company in its own efforts to project further facility requirements.

When Feature Group C or D is ordered with the Interim NXX Translation optional feature, the customer shall specify the Service Access Code(s) (e.g. 500, 700, 900) and their associated NXX codes(s) to be translated within the entire LATA or Market Area. The initial and subsequent orders to add, change, or delete Interim NXX Translation codes shall be placed separately or in combination with orders to change Feature Group C or D Switched Access BHMC or trunks. Customer assigned NXX codes which have not been ordered will be blocked.

Orders for the Interim NXX Translation optional feature shall not be required until such time as a customer other than an MTS/WATS provider requests Interim NXX Translation of Service Access Codes. Upon receipt of such order, the Telephone Company shall notify the MTS/WATS provider of the activation of the Interim NXX Translation Service for the Service Access Code. Following such initial activation, all customers are required to place orders for Interim NXX Translation of the Service Access Code and the Interim NXX Translation charge for the Service Access Code shall apply as set forth in 17.2.1(C) following.

(TR19)

ACCESS SERVICE

5. Access Ordering (Cont'd)5.2 Ordering Requirements (Cont'd)5.2.1 Switched Access Service (Cont'd)(D) SS7 Optional Feature

When FGC or FGD is ordered with the SS7 optional feature, in addition to information listed in 5.2.1(C) preceding, the customer shall specify a reference to existing signaling connections or reference a related SS7 signaling connection order. When ordering SS7 signaling, the customer shall provide the Signaling Transfer Point codes, location identifier codes and circuit identifier codes. In addition, the customer shall work cooperatively with the Telephone Company to determine the number of SS7 signaling connections required to handle its signaling traffic.

For 800/888 Data Base Access Service, as described in 6.1.3(A) and (C) following, the customer must order FGC or FGD to those access tandems or end offices designated as SSPs for 800/888 Database service in NATIONAL EXCHANGE CARRIER ASSOCIATION, INC. TARIFF FCC NO. 4. Direct trunk routes can only be provided from end offices equipped to query centralized data bases. All traffic originating from end offices not equipped to provide SS7 signaling and routing, require routing via an access tandem where SSP functionality is available.

- (E) For the Flexible Automatic Number Identification (Flex ANI) optional feature the customer shall place one order for each Carrier Identification Code (CIC) per end office, for all end offices equipped to provide Flex ANI. See section 6.10.3 for a description of Flex ANI and service availability.

(TR19)

ACCESS SERVICE

5. Access Ordering (Cont'd)5.2 Ordering Requirements (Cont'd)5.2.2 Special Access Service

When placing an order for Special Access Service the customer must specify:

- the customer designated premises or hubs, or ADM equipped wire centers involved
 - type of service (e.g., Voice Grade, High Capacity, etc.)
 - the channel interface(s)
 - technical specification package
 - options desired
 - for multipoint services, the channel interface at each customer designated premises may, at the request of the customer, be different but all such interfaces shall be compatible.
 - that the traffic consists of more than ten percent interstate traffic.
- for term discount plans, the customer must populate the Variable Term Agreement (VTA) field on the Access Service Request (ASR) Form. (N)

All part-time Video and Program Audio services are subject to a service inquiry. A service inquiry is a request to the Telephone Company to determine if facilities exist to provide the service ordered and to determine the service date on which service can be provided to the customer.

Where the Special Access Service is exempt from the Special Access Surcharge, as set forth in 7.3 following the customer shall furnish written certification to that effect as set forth in 7.3.3 following.

When ordering bridging and/or multiplexing, the Customer must specify the telephone company hub(s) from which they desire service. The Customer must specify only those hubs that provide the type of service ordered and interconnect with the wire center(s) from which the customer requires service. The Wire Center section of NATIONAL EXCHANGE CARRIER ASSOCIATION, INC. TARIFF F.C.C. NO. 4 identifies hub types and multiplexing functions (e.g., Digital Data, High Capacity Multiplexing, Add/Drop Multiplexing) as well as hub levels (i.e., Hub, Terminus Hub, Intermediate Hub and Super-Intermediate Hub). Additionally, the Subtending section of Tariff F.C.C. No. 4 identifies wire centers and the Intermediate and/or Super-Intermediate Hubs with which they interconnect.

(TR49)

ACCESS SERVICE

5. Access Ordering (Cont'd)5.2 Ordering Requirements (Cont'd)5.2.3 WATS or WATS-Type Services

Special Access Service may be ordered for connection with FGA, FGB, FGC or FGD Switched Access Service at Telephone Company designated WATS Serving Offices (WSOs) for the provision of WATS or WATS-type Services and may be ordered separately by a customer other than the customer which orders the FGA, FGB, FGC or FGD Switched Access Service. For the Special Access Service the customer shall specify:

- the customer designated premises at which the Special Access service terminates
- the type of line (i.e., two-wire or four-wire)
- the type of calling (i.e., originating, terminating or two-way)
- type of Supervisory Signaling.

When the optional screening, switching and/or recording functions are not provided at the customer serving wire center, Channel Mileage, as set forth in 7.2.1(B) following, must be ordered between that wire center and the nearest WSO where the screening, switching and/or recording functions can be provided.

5.2.4 Mixed Use Facilities - Switched and Special Access

Mixed use is the provision of both Switched and Special Access Services over the same High Capacity or Synchronous Optical Channel facilities. Mixed use facilities to a or ADM equipped wire center will be ordered and provided as Special Access Service. Where mixed use is employed, individual services utilizing these facilities must be ordered either as Switched Access Service or Special Access Service as further elaborated and set forth in 6.4.7 and 7.2.7 following. When placing the order for the individual service(s), the customer must specify a channel assignment for each service ordered.

(TR19)

ACCESS SERVICE

5. Access Ordering (Cont'd)5.2 Ordering Requirements (Cont'd)5.2.5 Miscellaneous Services

Testing Service, Additional Labor, Telecommunications Service Priority and Special Facilities Routing shall be ordered with an Access Order or may subsequently be added to a pending order at any time up to and including the service date for the access service. When miscellaneous services are added to a pending order a service date change may be required. When a service date change is required, the service date change charge as set forth in 17.4.1(B) following will apply. When miscellaneous services are added to a pending order, charges for a design change as set forth in 17.4.1(C) following will apply when an engineering review is required. If both a service date change and an engineering review are required, both the Service Date Change Charge and the Design Change Charge will apply as set forth in 5.4.3(B) following.

The rates and charges for these services, as set forth in Section 17. of this tariff, will apply in addition to the ordering charges set forth in Section 17. and the rates and charges for the Access Service with which they are associated.

Additional Engineering is not an ordering option, but will be applied to an Access Order when the Telephone Company determines that Additional Engineering is necessary to accommodate a customer request. Additional Engineering will only be required as set forth in 13.1 following. When it is required, the customer will be so notified and will be furnished with a written statement setting forth the justification for the Additional Engineering as well as an estimate of the charges. If the customer agrees to the Additional Engineering, a firm order will be established. If the customer does not want the service or facilities after being notified that Additional Engineering of Telephone Company facilities is required, the order will be withdrawn and no charges will apply. Once a firm order has been established, the total charge to the customer for the Additional Engineering may not exceed the estimated amount by more than 10%.

(TR19)

ACCESS SERVICE

5. Access Ordering (Cont'd)5.2 Ordering Requirements (Cont'd)5.2.6 Frame Relay Access Service

When ordering Frame Relay Access Service, where available as (T) noted in Section 17.4.8, a minimum of two port connections are required for data to be transported between customer designated premises. (T)

When placing an order for Frame Relay Access Service the customer must specify:

- the customer designated premises;
- the type of channel;
- the channel interface(s);
- the technical specification package and options desired;
- whether a Frame Relay Access Connection (i.e., user-to-network interface) or a Frame Relay Inter-network Connection (i.e., network-to-network interface) is required;
- the port speed;
- the number of Permanent Virtual Connections (PVCs) required;
- the location of the ports for each PVC or for connection to DSL Access Services, the location of the port and the DSL Access Service Connection Point;
- the Committed Information Rates (CIRs) that will be associated with each PVC;
- that the traffic consists of more than ten percent interstate traffic.

The port connecting the Special Access facility to the Telephone Company frame relay switch must be ordered and provided at the same speed as the Special Access facility.

When connecting to the port of another customer, the ordering customer must obtain authorization from the other customer.

When an extended PVC is ordered, the customer is responsible for placing the order with all telephone companies involved.

(TR19)

ACCESS SERVICE

5. Access Ordering (Cont'd)5.2 Ordering Requirements (Cont'd)5.2.7 Expanded Interconnection Services (EIS)

When ordering EIS, the customer shall place an ASR for the Switched Access or Special Access Cross Connect, as described in Section 6 or 7 following, to interconnect the facilities of the Telephone Company to the facilities of the customer. Each service application used in conjunction with EIS will require a separate ASR. When ordering additions or changes to the existing EIS facilities, the customer must refer to the specific EIS facilities affected by the addition or change.

5.3 Access Orders For Services Provided By More Than One Telephone Company

Access Services provided by more than one Telephone Company are services where one end of the Local Transport, Directory Transport or Channel Mileage element is in the operating territory of one Telephone Company and the other end of the element is in the operating territory of a different Telephone Company or where the Interim NXX Translation service and the end office are not provided by the same Telephone Company.

The ordering procedure for this service is dependent upon the billing arrangement, as set forth in 2.4.7 preceding, to be used by the Telephone Companies involved in providing the Access Service. The Telephone Company will notify the customer which of the ordering procedures will apply.

5.3.1 Non Meet Point Billing Ordering - FGA(A) Single Company Billing Ordering

The Telephone Company receiving the order from the customer will arrange to provide the service and bill the customer as set forth in 2.4.7(A)(1). The customer will place the order with the Telephone Company as follows:

For FGA Switched Access Service the customer will place the order with the Telephone Company in whose territory the first point of switching is located. The first point of switching is the dial tone office.

When the first point of switching is not in the same Telephone Company's territory as the Interexchange Carrier premises, the customer must supply a copy of the order to the Telephone Company in whose territory the Interexchange Carrier premises is located and any other Telephone Company(s) involved in providing the service.

(TR19)

ACCESS SERVICE

5. Access Ordering (Cont'd)5.3 Access Orders For Services Provided By More Than One Telephone Company
(Cont'd)5.3.2 Meet Point Billing Ordering

Each Telephone Company will provide its portion of the Access Service within its operating territory to an interconnection point(s) with the other Telephone Company(s). Billing Percentages will be determined by the Telephone Companies involved in providing the Access Service and listed in NATIONAL EXCHANGE CARRIER ASSOCIATION, INC. TARIFF F.C.C. NO. 4. Each Telephone Company will bill the customer for its portion of the service as set forth in 2.4.7. All other appropriate charges in each Telephone Company tariff are applicable.

In addition to the service ordering provisions following, the customer must also provide a copy of the order to any other Telephone Company(s) involved in providing the service.

- (A) For Feature Group A and B Switched Access Services, the customer must place an order with the Telephone Company in whose territory the first point of switching is located, (i.e., FGA - dial tone office, FGB - access tandem or end office).
- (B) For Feature Group C and D Switched Access Services, the customer must place an order with the Telephone Company in whose territory the end office is located. Customers may, at their option, order FGD to the access tandem. When ordered to the access tandem, and the access tandem and the end office are not in the same Telephone Company operating territory, the customer must also supply a copy of the order to each additional Telephone Company subtending the access tandem.

(TR19)

ACCESS SERVICE

5. Access Ordering (Cont'd)5.3 Access Orders For Services Provided By More Than One Telephone Company
(Cont'd)5.3.2 Meet Point Billing Ordering (Cont'd)

- (C) Customers ordering Special Access Service to be interconnected with Switched Access Services at Telephone Company designated WATS Serving Offices for the provision of WATS or WATS-type Services must place an order with each Telephone Company in whose territory the end office and the WATS Serving Office are located, if they are not collocated.
- (D) Except for Special Access Service as set forth in (C) above or as set forth in (E) below, the customer may place the order for a Special Access Service with either Exchange Telephone Company.
- (E) For Special Access Service involving a hub(s) the customer must place the order with the Telephone Company(s) in whose territory the hub(s) is located.
- (F) For initiation, additions, changes or deletions to the Interim NXX Translation code(s), the customer must place an order with the Telephone Company who provides the Interim NXX Translation. The customer must also provide a copy of the order to the Telephone Companies subtending the Interim NXX Translation office.
- (G) For a Special Access Service connection to a frame relay network, where available, the customer must place the order with the Telephone Company that provides the frame relay switch. Special Access Service in this situation must be ordered to the wire center equipped with a frame relay switch.

(T)

(TR19)

ACCESS SERVICE

5. Access Ordering (Cont'd)5.4 Charges Associated with Access Ordering5.4.1 Access Order Charge

The Access Order Charge is applied to all customer requests for new Special and Switched Access Service. In addition, the Access Order Charge is applicable to customer requests for additions, changes or rearrangements to existing Special and Switched Access Service with the following exceptions:

The Access Order Charge does not apply:

- When a Service Date Change Charge is applicable.
- When a Design Change Charge is applicable.
- To administrative changes as set forth in 6.4.1(B) (3) and 7.2.2(C) (3) following.
- When a change to a pending order does not result in the cancellation of the pending order and the issuance of a new order.
- When the Interim NXX Translation charge is applicable.
- When a Miscellaneous Service Order Charge is applicable.
- When a Presubscription Charge is applicable.
- When a Telephone Company initiated network reconfiguration requires a customer's existing access service to be reconfigured.
- When service rearrangements are made prior to July 1, 1994 in connection with a customer converting trunks from tandem-switched transport to direct-trunked transport or from direct-trunked transport to tandem-switched transport, or when a customer orders the disconnection of over-provisioned trunks, or a customer requests to rearrange switched access service between a lower capacity flat rated switched facility and a higher rated flat rated switched access facility.

(TR19)

ACCESS SERVICE

5. Access Ordering (Cont'd)5.4 Charges Associated with Access Ordering (Cont'd)5.4.1 Access Order Charge (Cont'd)

The Access Order Charge does not apply: (Cont'd)

- When a service with an ICB rate is converted to a similar service with a non-ICB tariff rate prior to the expiration of the ICB.
- For orders placed to convert FGB to FGD coincident with equal access availability within 60 days after an office converts to equal access.
- When Payphone Service Providers (PSPs) obtain Supervision Additive Service in conjunction with local exchange service lines for the provision of pay telephone service.
- To Local Number Portability (LNP Service as set forth in Section 13.12, following.

The Access Order Charge will be applied on a per order basis to each order received by the Telephone Company or copy of an order received by the Telephone Company pursuant to 5.3.1 preceding and 5.3.2 preceding, except by the Telephone Company applying the Interim NXX Translation charge, and is in addition to other applicable charges as set forth in this and other sections of this tariff.

The Access Order Charge will be applied on a per order basis for any change, rearrangement or addition to the delivery of signaling information to the customer.

(TR19)

ACCESS SERVICE

5. Access Ordering (Cont'd)5.4 Charges Associated with Access Ordering (Cont'd)5.4.2 Miscellaneous Service Order Charge

A Miscellaneous Service Order Charge, as set forth in 17.4.1(D) following, applies to any service, or combination of services ordered simultaneously from Section 13 of the Tariff for which a service order is not already pending, with the following exceptions:

- Presubscription Service (13.4),
- 900 Blocking Service (13.7.2),
- Billing Name and Address Service (13.8)
- Local Number Portability Service (13.12)

The Miscellaneous Service Order Charge is an administrative charge designed to compensate for the expenses associated with service order issuance.

The charge always applies to the following services since a pending service order would not exist:

- Overtime Repair (13.2.2),
- Standby Repair (13.2.3),
- Testing and Maintenance with Other Telephone Companies other than when in conjunction with Acceptance Testing (13.2.4),
- Other Labor (13.2.5),
- Maintenance of Service (13.3.2).
- Originating Line Screening (OLS) Service (13.9)

The Miscellaneous Service Order Charge will also apply to the following services if they are ordered subsequent to the initial installation of the associated access service, thereby necessitating the issuance of another service order:

- Telecommunications Service Priority (13.3.3),
- International Blocking Service (13.7).

(TR19)

ACCESS SERVICE

5. Access Ordering (Cont'd)5.4 Charges Associated with Access Ordering (Cont'd)5.4.2 Miscellaneous Service Order Charge (Cont'd)

The charge does not apply to the following services since there would exist a pending service order:

- Additional Engineering (13.1),
- Overtime Installation (13.2.1),
- Standby Acceptance Testing (13.2.3),
- Testing and Maintenance with Other Telephone Companies when in conjunction with Acceptance Testing (13.2.4),
- Additional Cooperative Acceptance Testing [13.3.1(A) (1) and 13.3.1(B) (1)].
- Coin Supervision Additive Service (13.12).

5.4.3 Access Order Change Charges

Access Order changes involve service date changes and design changes. The customer may request a change of its Access Order prior to the service date. The Telephone Company will make every effort to accommodate a requested change when it is able to do so with the normal work force assigned to complete such an order within normal business hours. If the change cannot be made with the normal work force during normal business hours, the Telephone Company will notify the customer. If the customer still desires the Access Order change, the Telephone Company will schedule a new service date as set forth in 5.1.2 preceding. All charges for Access Order change as set forth in 17.4.1(B) and (C) will apply on a per occurrence basis.

Any increase in the number of Special Access Service channels or Switched Access Service lines, trunks or busy hour minutes of capacity will be treated as a new Access Order (for the increased amount only).

If order changes are necessary to satisfy the transmission performance for a Special Access Service ordered by a customer, these changes will be made without order change charges being incurred by the customer.

(TR19)

ACCESS SERVICE

5. Access Ordering (Cont'd)5.4 Charges Associated with Access Ordering (Cont'd)5.4.3 Access Order Change Charges (Cont'd)(A) Service Date Change

The customer may request a change of service date on a pending Access Order prior to the service date. A change of service date is a change of the scheduled service date by the customer to either an earlier date or a later date which does not exceed 30 calendar days from the original service date.

If the Telephone Company determines that the customer's request can be accommodated without delaying the service dates for orders of other customers, the service date will be changed and the Service Date Change Charge, as set forth in 17.4.1(B) following, will be applied to the order.

If the service date is changed to an earlier date, and the Telephone Company determines additional labor or extraordinary costs are necessary to meet the earlier service date requested by the customer, the customer will be notified by the Telephone Company that Expedited Order Charges as set forth in 5.1.2 preceding apply. Such charges will apply in addition to the Service Date Change Charge.

If the requested service date exceeds 30 calendar days following the original service date, and the Telephone Company determines that the customer's request can be accommodated, the Telephone Company will cancel the original order and apply the Cancellation Charges as set forth in 5.5.3 following. A new Access Order with a new service date will be issued. The Service Date Change Charge will not apply, however, the Access Order Charge will apply to the new order.

If the service date is changed due to a design change as set forth in (B) following, the Service Date Change Charge will apply.

(TR19)

ACCESS SERVICE

5. Access Ordering (Cont'd)5.4 Charges Associated with Access Ordering (Cont'd)5.4.3 Access Order Change Charges (Cont'd)(B) Design Change

The customer may request a design change to the service ordered prior to the requested service date. A design change is any change to an Access Order which requires engineering review. An engineering review is a review by Telephone Company personnel, of the service ordered and the requested changes to determine what changes in the design, if any, are necessary to meet the changes requested by the customer. Design changes include such things as the addition or deletion of optional features or functions or a change in the type of Transport Termination (Switched Access only), type of channel interface, type of Interface Group or technical specification package. Design changes do not include a change of customer designated premises, first point of switching, Feature Group type or Special Access Service channel type. Changes of this nature will require the issuance of a new order and the cancellation of the original order with appropriate cancellation charges applied.

The Telephone Company will review the requested change, notify the customer whether the change is a design change, if the change can be accommodated and if a new service date is required. If the customer authorizes the Telephone Company to proceed with the design change, a Design Change Charge as set forth in 17.4.1(C) following will apply in addition to the charge for Additional Engineering as set forth in 17.4.2 following. If a change of service date is required, the Service Date Change Charge as set forth in 17.4.1(B) following will also apply. The Access Order Charge as specified in 17.4.1 following does not apply.

(TR19)

ACCESS SERVICE

5. Access Ordering (Cont'd)5.5 Minimum Periods and Cancellations5.5.1 Minimum Periods

The minimum period for part-time Video and Program Audio Special Access Services is one day even though the service will be provided only for the duration of the event specified on the order (e.g., one-half hour, two hours, five hours, etc.).

The minimum period for Switched Access High Capacity DS3 and Synchronous Optical Channel Entrance Facilities and Direct Trunked Transport is as set forth in 6.1.3 following. The minimum period for Special Access High Capacity Service is as set forth in 7.2.4 following

(C)
(C)

The minimum period for which all other Access Service not under a Service Discount Plan is provided and for which charges are applicable, is one month. Services under a Service Discount Plan described in 7.2.8 or following, have the following minimum periods:

- 12 Months for High Capacity 1.544 Mbps (DS1)
- 12 Months for High Capacity 44.736 Mbps (DS3)

(D)
(D)5.5.2 Development of Minimum Period Charges

When Access Service is disconnected after commencement of service but prior to the expiration of the minimum period, charges are applicable for the balance of the minimum period. A disconnect constitutes facilities being returned to available inventory.

The Minimum Period Charge for monthly billed services will be determined as follows:

- (A) For Switched Access Service, the charge for a month or fraction thereof is equal to the applicable recurring charges plus any nonrecurring and/or special construction charge(s) that may be due.
- (B) For Special Access Service and flat rated Switched Access Service, the charge for a month or fraction thereof is the applicable monthly rates for the appropriate channel type plus any optional features, nonrecurring and/or special construction charge(s) that may apply.

(TR 93)

ACCESS SERVICE

5. Access Ordering (Cont'd)5.5 Minimum Period and Cancellations (Cont'd)5.5.2 Development of Minimum Period Charges (Cont'd)

The Minimum Period Charge for part-time Video and Program Audio Services is the applicable daily rate for the appropriate channel type as set forth in 7.2.4 following.

5.5.3 Cancellation of an Access Order

(A) A customer may cancel an Access Order for the installation of service on any date prior to the service date. The cancellation date is the date the Telephone Company receives written or verbal notice from the customer that the order is to be cancelled. The verbal notice must be followed by written confirmation within 10 days. If a customer or a customer's end user is unable to accept Access Service within 30 calendar days after the original service date, the customer has the choice of the following options:

- The Access Order shall be cancelled and charges set forth in (B) following will apply or,
- Billing for the service will commence.

In such instances, the cancellation date or the billing date, depending on which option is selected by the customer, shall be the 31st day beyond the original service date of the Access Order.

(TR19)

ACCESS SERVICE

5. Access Ordering (Cont'd)5.5 Minimum Period and Cancellations (Cont'd)5.5.3 Cancellation of an Access Order (Cont'd)

- (B) When a customer cancels an Access Order for the installation of service, a Cancellation Charge will apply as follows:
- (1) Installation of Switched or Special Access Service facilities is considered to have started when the Telephone Company incurs any cost in connection therewith or in preparation thereof which would not otherwise have been incurred.
 - (2) Where the customer cancels an Access Order prior to the start of installation of access facilities, no charges shall apply.
 - (3) Where installation of access facilities has been started prior to the cancellation, the charges specified in (a) or (b) following, whichever is lower, shall apply.
 - (a) A charge equal to the costs incurred in such installation, less estimated net salvage. Such costs include the nonrecoverable cost of equipment and material ordered, provided or used, plus the nonrecoverable cost of installation and removal including the costs of engineering, labor, supervision, transportation, rights-of-way and other associated costs;
 - (b) The charges for minimum Switched or Special Access Service ordered by the customer, as set forth in 5.5.2 preceding:
- (C) When a customer cancels an order for the discontinuance of service, no charges apply for the cancellation.

(TR19)

ACCESS SERVICE

5. Access Ordering (Cont'd)5.5 Minimum Period and Cancellations (Cont'd)5.5.3 Cancellation of an Access Order (Cont'd)

- (D) If the Telephone Company misses a service date by more than 30 days and such delay is not requested or caused by the customer (excluding those circumstances where the date is missed due to acts of God, governmental requirements, work stoppages and civil commotions), the customer may cancel the Access Order without incurring cancellation charges.

5.5.4 Partial Cancellation Charge

Any decrease in the number of ordered Special Access Service channels or Switched Access Service lines, trunks or busy hour minutes of capacity will be treated as a partial cancellation and charges will be determined as set forth in 5.5.3(B) preceding.

(TR50)

ACCESS SERVICE

6. Switched Access Service6.1 General

Switched Access Service, which is available to customers for their use in furnishing their services to end users, provides a two-point communications path between a customer designated premises and an end user's premises. It provides for the use of common terminating, switching, and trunking facilities and for the use of common subscriber plant of the Telephone Company. Switched Access Service provides for the ability to originate calls from an end user's premises to a customer designated premises, and to terminate calls from a customer designated premises to an end user's premises in the LATA where it is provided. Specific references to material describing the elements of Switched Access Service are provided in 6.1.3 and 6.5 through 6.10 following.

Rates and charges for Switched Access Service depend generally on the specific Feature Group ordered by the customer, e.g., for MTS or WATS services or MTS/WATS equivalent services, and whether it is provided in a Telephone Company end office that is equipped to provide equal or non equal access. Rates and charges for Switched Access Service are set forth in 17.2 following. The application of rates for Switched Access Service is described in 6.4 following. Rates and charges for services other than Switched Access Service, e.g., a customer's interLATA toll message service, may also be applicable when Switched Access Service is used in conjunction with these other services. Descriptions of such applicability are provided in 6.4.5, 6.4.9, 6.5.1(H), 6.5.3, 6.6.1(G), 6.6.2(D), 6.7.1(F) and 6.8.1(E) following. Finally, a credit is applied against line side Switched Access Service charges as described in 6.4.8 following.

The following provision applies to the treatment of Toll VoIP-PSTN traffic pursuant to the Federal Communications Commission's Part 51 Interconnection Rules and in compliance with the Federal Communications Commission's Report and Order and Further Notice of Proposed Rulemaking in CC Docket Nos. 96-45 and 01-92; GN Docket No. 09-51; WC Docket Nos. 03-109, 05-337, 07-135 and 10-90; and WT Docket No. 10-208, adopted October 27, 2011 and released November 18, 2011 (FCC 11-161). In the absence of an interconnection agreement between the Telephone Company and the customer specifying the treatment of Toll VoIP-PSTN traffic, the Telephone Company will bill the customer the applicable switched access rates and charges specified in Section 17, following, on all jurisdictionally interstate voice traffic identified as Toll VoIP-PSTN traffic.

(N)

(N)

Switched Access Service purchased from the provisions of this tariff may be commingled with unbundled network elements or unbundled network element combinations purchased pursuant to the Commission's Part 51 Interconnection Rules and in compliance with the Federal Communications Commission's Report and Order and Order on Remand and Further Notice of Proposed Rulemaking in CC Docket Nos. 01-338, 96-98 and 98-147, adopted February 20, 2003 and released August 21, 2003 (FCC 03-36).

If the monthly interstate Local Switching minutes for either Windstream Standard, Inc. or Windstream Communications Kerrville LP exceeds a 100 percent increase in interstate Local Switching demand in the same month of the previous year ("refile trigger") for either company, Windstream will file revised Local Switching and Transport tariff rates for the affected company (i.e., the company that met the refile trigger) within 60 days of the end of the month in which the affected company met the refile trigger.

(TR50)

ACCESS SERVICE

6. Switched Access Service (Cont'd)6.1 General (Cont'd)6.1.1 Description and Provision of Switched Access Service Arrangements(A) Description

Switched Access Service is provided in four different Feature Group arrangements which are service categories of standard and optional features. These are differentiated by their technical characteristics, e.g., line side vs. trunk side connection at the Telephone Company first point of switching. They are also differentiated by optional feature availability and the manner in which the end user accesses them in originating calling, e.g., with or without access codes of various lengths and digits.

The provision of each Feature Group requires Local Transport facilities, including an Entrance Facility where required, and the appropriate End Office functions. In addition, Special Access Service may, at the option of the customer, be connected with Feature Groups A, B, C, or D at Telephone Company designated WATS Serving Offices.

There are three specific transmission specifications (i.e., Types A, B and C) that have been identified for the provision of Feature Groups. The technical specifications for the Entrance Facility and Direct Trunked Transport are the same as those set forth in Section 7. following for Voice Grade and High Capacity services. The specifications provided are dependent on the Interface Group and the routing of the service, i.e., whether the service is routed directly to the end office or via an access tandem. The parameters for the transmission specifications are set forth in 15.1.2 following.

(TR19)

ACCESS SERVICE

6. Switched Access Service (Cont'd)6.1 General (Cont'd)6.1.1 Description and Provision of Switched Access Service Arrangements (Cont'd)(A) Description (Cont'd)

Feature Groups are arranged for either originating, terminating or two-way calling, based on the customer end office switching capacity ordered. Originating calling permits the delivery of calls from Telephone Exchange Service locations to the customer designated premises. Terminating calling permits the delivery of calls from the customer designated premises to Telephone Exchange Service locations. Two-way calling permits the delivery of calls in both directions, but not simultaneously. The Telephone Company will determine the type of calling to be provided unless the customer requests that a different type of directional calling is to be provided. In such cases, the Telephone Company will work cooperatively with the customer to determine the directionality.

There are various optional features associated with Local Transport, Common Switching and Transport Termination available with the Feature Groups. In addition, the Interim NXX Translation optional feature is available with Feature Group C and Feature Group D.

Detailed descriptions of each of the available Feature Groups are set forth in 6.5 through 6.8 following. Each Feature Group is described in terms of its specific physical characteristics and calling capabilities, the optional features available for use with it and the standard testing capabilities.

The Common Switching and Transport Termination optional features, which are described in 6.9 following, unless specifically stated otherwise, are available at all Telephone Company end office switches.

(TR19)

ACCESS SERVICE

6. Switched Access Service (Cont'd)6.1 General (Cont'd)6.1.1 Description and Provision of Switched Access Service Arrangements (Cont'd)(B) Manner of Provision

Switched Access is furnished in either quantities of lines or trunks, or in busy hour minutes of capacity (BHCs). FGA Access and FGB Access are furnished on a per-line or per-trunk basis respectively. FGC Access and FGD Access are furnished on a BHC and on a per trunk basis as set forth in 5.2 preceding.

BHCs are differentiated by type and directionality of traffic carried over a Switched Access Service arrangement. Differentiation of traffic among BHC types is necessary for the Telephone Company to properly design Switched Access Service to meet the traffic carrying capacity requirement of the customer.

There are three major BHC categories identified as: Originating, Terminating and Directory Assistance. Originating BHCs represent access capacity within a LATA for carrying traffic from the end user to the customer; Terminating BHCs represent access capacity within a LATA for carrying traffic from the customer to the end user; and, Directory Assistance BHCs represent access capacity within a LATA for carrying Directory Assistance traffic from the customer to a Directory Assistance location. When ordering capacity for FGC Access or FGD Access in BHCs, the customer must at a minimum specify such access capacity in terms of Originating BHCs and/or Terminating BHCs.

Because some customers will wish to further segregate their originating traffic into separate trunk groups, or because segregation may be required by network considerations originating BHCs are further categorized into Domestic, 700, 800 series, 900, Operator, IDDD and Operator Transfer Services. Domestic BHCs represent access capacity for carrying only domestic traffic other than 700, 800 series, 900, Operator and Operator Transfer Services traffic; IDDD BHCs represent access capacity for carrying only international traffic; and, 700, 800 series, 900, Operator and Operator Transfer Services BHCs represent access capacity for carrying, respectively, only 700, 800 series, 900, Operator or Operator Transfer Services traffic. When ordering such types of access capacity, the customer must specify Domestic, 700, 800 series, 900, Operator, IDDD or Operator Transfer Services BHCs.

(TR19)

ACCESS SERVICE

6. Switched Access Service (Cont'd)6.1 General (Cont'd)6.1.2 Ordering Options and Conditions

Switched Access Service is ordered under the Access Order provisions set forth in 5.2 preceding. Also, included in that section are regulations concerning miscellaneous service order charges which may be associated with Switched Access Service ordering (e.g., Service Date Changes, Cancellations, etc.).

6.1.3 Rate Categories

There are four rate categories which apply to Switched Access Service:

- Local Transport (described in 6.1.3(A) following)
- End Office (described in 6.1.3(B) following)
- Chargeable Optional Features (described in 6.1.3(C) following)
- Common Line (described in Section 3. preceding)

(TR19)

ACCESS SERVICE

6. Switched Access Service (Cont'd)

6.1 General (Cont'd)

6.1.3 Rate Categories (Cont'd)

The following diagram depicts a generic view of the components of Switched Access Service and the manner in which the components are combined to provide a complete Access Service.

(TR19)

ACCESS SERVICE

6. Switched Access Service (Cont'd)6.1 General (Cont'd)6.1.3 Rate Categories (Cont'd)(A) Local Transport

The Local Transport rate category establishes the charges related to the transmission and tandem switching facilities between the customer designated premises and the end office switch(es), which may be a Remote Switching module(s), where the customer's traffic is switched to originate or terminate the customer's communications. Mileage measurement rules are set forth in 6.4.6 following and in this section.

Local Transport is a two-way voice frequency transmission path composed of facilities determined by the Telephone Company. The two-way voice frequency transmission path permits the transport of calls in the originating direction (from the end user end office switch to the customer designated premises) and in the terminating direction (from the customer designated premises to the end office switch), but not simultaneously. The voice frequency transmission path may be comprised of any form or configuration of plant capable of and typically used in the telecommunications industry for the transmission of voice and associated telephone signals within the frequency bandwidth of approximately 300 to 3000 Hz. The customer must specify the choice of facilities (i.e., Voice Grade 2 or 4 wire or High Capacity DS1 or DS3) to be used in the provision of Direct Trunked Transport or Entrance Facility.

The customer must specify when ordering (1) whether the service is to be directly routed to an end office switch or through an access tandem switch, (2) the type of Direct Trunked Transport and whether it will overflow to Tandem Switched Transport when service is directly routed to an end office, (3) the type of Entrance Facility, (4) the directionality of the service, and (5) when multiplexing is required, the hub(s) at which the multiplexing will be provided.

(TR19)

ACCESS SERVICE

6. Switched Access Service (Cont'd)6.1 General (Cont'd)6.1.3 Rate Categories (Cont'd)(A) Local Transport (Cont'd)

Additionally, when service is to be routed through a Windstream access tandem switch, the customer must order the facility between the serving wire center and the tandem as Direct Trunked Transport.

When the customer has both Tandem Switched Transport and Direct Trunked Transport at the same end office, the customer will be provided Alternate Traffic routing as set forth in 6.4.6 following.

Direct Trunked Transport is available at all tandems and at all end offices except those identified in NATIONAL EXCHANGE CARRIER ASSOCIATION, INC. TARIFF F.C.C. NO. 4 as not having the capability to provide Direct Trunked Transport. Direct Trunked Transport is not available: (1) from end offices that provide equal access through a centralized equal access arrangement, (2) from end offices that lack recording or measurement capability, and (3) for originating 800/888/877 calls from non-Service Switching Point (SSP) equipped end offices that can not accommodate direct trunking of originating 800/888/877 calls.

Unless otherwise ordered by the F.C.C., where the Telephone Company elects to provide equal access through a centralized equal access arrangement, the Telephone Company will designate the serving wire center. The designated SWC will normally be that wire center which provides dial tone to the telephone company centralized Equal Access tandem office identified in NATIONAL EXCHANGE CARRIER ASSOCIATION, INC. TARIFF F.C.C. NO. 4. When service is provided in cooperation with a non telephone company provider of centralized Equal Access, the SWC will be that wire center which would normally provide dial tone to the telephone company point of interconnection with the non telephone company provider of Centralized Equal Access specified in the tariff of the centralized Equal Access provider. Those Telephone Company offices providing equal access through centralized arrangements are identified in NATIONAL EXCHANGE CARRIER ASSOCIATION, INC., TARIFF F.C.C. NO. 4.

(TR19)

ACCESS SERVICE

6. Switched Access Service (Cont'd)6.1 General (Cont'd)6.1.3 Rate Categories (Cont'd)(A) Local Transport (Cont'd)

Local Transport is provided at the rates and charges set forth in 17.2.2 following. The application of these rates with respect to individual Feature Groups is as set forth in 6.4.1(C) following. When more than one Telephone Company is involved in providing the Switched Access Service, the Local Transport rates are applied as set forth in 2.4.7 preceding.

The Local Transport Rate Category includes five classes of rate elements: (1) Entrance Facility, (2) Direct Trunked Transport, (3) Tandem Switched Transport, (4) Residual Interconnection Charge, and (5) Multiplexing.

(1) Entrance Facility

The Entrance Facility recovers a portion of the costs associated with the communications path between a customer designated premises and the serving wire center of that premises. Included as part of the Entrance Facility is a standard channel interface arrangement which defines the technical characteristics associated with the type of facilities to which the access service is to be connected at the customer designated premises and the type of signaling capability, if any.

Five types of Entrance Facility are available:

- Voice Grade 2 or 4 wire (an analog channel with an approximate bandwidth of 300 to 3000 hz),
- High Capacity DS1 (an isochronous serial digital channel with a rate of 1.544 Mbps),
- High Capacity DS3 (an isochronous serial digital channel with a rate of 44.736 Mbps).
- Synchronous Optical Channel OC3 (a synchronous optical) channel with a rate of 155.52 Mbps);
- Synchronous Optical Channel OC12 (a synchronous optical channel with a rate of 622.08 Mbps).

The minimum period for which a DS3 or Synchronous Optical Channel Entrance Facility is provided is twelve months.

(TR19)

ACCESS SERVICE

6. Switched Access Service (Cont'd)6.1 General (Cont'd)6.1.3 Rate Categories (Cont'd)(A) Local Transport (Cont'd)(1) Entrance Facility (Cont'd)

One charge applies for each Entrance Facility that is terminated at a customer designated premises. This charge will apply even if the customer designated premises and the serving wire center are collocated in a Telephone Company building.

A customer's Local Transport may be connected to the Entrance Facility of another customer, providing the other customer submits a Letter of Authorization for this connection and assumes full responsibility for the cost of the Entrance Facility.

(TR19)

ACCESS SERVICE

6. Switched Access Service (Cont'd)6.1 General (Cont'd)6.1.3 Rate Categories (Cont'd)(A) Local Transport (Cont'd)(2) Direct Trunked Transport

The Direct-Trunked Transport rate elements recover a portion of the cost associated with a communications path on circuits dedicated to the use of a single customer between:

- the serving wire center and an end office,
- the serving wire center and a tandem,
- the serving wire center and a hub,
- a hub and an end office,
- the serving wire center where add/drop multiplexing functions are performed,
- an ADM equipped wire center and an end office.

Direct Trunked Transport is required at all tandems and is available to all end offices except those identified in NATIONAL EXCHANGE CARRIER ASSOCIATION, INC. TARIFF F.C.C. NO. 4, WIRE CENTER INFORMATION as not having the capability to provide Direct Trunked Transport.

Direct Trunked Transport is not available: (1) from end offices that provide equal access through a centralized equal access arrangement, (2) from end offices that lack recording or measurement capability, and (3) for originating 800/888/877 calls from non-Service Switching Point (SSP) equipped end offices that can not accommodate direct trunking of originating 800/888/877 calls.

Five types of Direct-Trunked Transport are available:

- (1) Voice Grade (an analog channel with an approximate bandwidth of 300 to 3000 Hz),
- (2) High Capacity DS1 (an isochronous serial digital channel with a rate of 1.544 Mbps),
- (3) High Capacity DS3 (an isochronous serial digital channel with a rate of 44.736 Mbps),
- (4) Synchronous Optical Channel OC3 (a synchronous optical channel with a rate of 155.52 Mbps);
- (5) Synchronous Optical Channel OC12 (a synchronous optical channel with a rate of 622.08 Mbps).

The minimum period for which a High Capacity DS3 or Synchronous Optical Direct-Trunked Transport is provided is twelve months.

(TR19)

ACCESS SERVICE

6. Switched Access Service (Cont'd)6.1 General (Cont'd)6.1.3 Rate Categories (Cont'd)(A) Local Transport (Cont'd)(2) Direct Trunked Transport (Cont'd)

High Capacity DS3 Direct Trunked Transport can not be terminated at end offices that are not identified as hub offices that provide DS3 to DS1 multiplexing. Additionally, DS1 Direct Trunked Transport can not be terminated at end offices that are not identified as hub offices that provide DS1 to Voice Grade multiplexing or are not electronic end offices. Offices that provide multiplexing are identified in NATIONAL EXCHANGE CARRIER ASSOCIATION, INC. TARIFF F.C.C. NO. 4, WIRE CENTER INFORMATION.

Synchronous Optical Channel Service OC3 and OC12 Direct Trunked Transport can not be terminated at end offices that are not identified as ADM equipped wire centers that provide OC3 to DS1 or OC12 to OC3 Add/Drop Multiplexing.

Direct Trunked Transport rates consist of a Direct Trunked Facility rate which is applied on a per mile basis and a Direct Trunked Termination rate which is applied at each end of each measured segment of the Direct Trunked Facility (e.g., at the end office, hub, tandem and serving wire center). When the Direct Trunked Facility mileage is zero, neither the Direct Trunked Facility rate nor the Direct Trunked Termination rate will apply.

The Direct Trunked Facility rate recovers a portion of the costs of the transmission facilities, including intermediate transmission circuit equipment, between the end points of the interoffice circuits.

The Direct Trunked Termination rate recovers a portion of the costs of the circuit equipment that is necessary for the termination of each end of the Direct Trunked Facility.

(3) Access Tandem Direct Trunk Port

Charges for Access Tandem Direct Trunk Ports, located on the serving wire center side of the Access Tandem, recover costs to terminate direct trunks. Access Tandem Direct Trunk Ports are a flat-rate monthly charge as specified in 6.8.1 following assessed to the customer purchasing the dedicated trunk terminated at that port.

(TR19)

ACCESS SERVICE

6. Switched Access Service (Cont'd)6.1 General (Cont'd)6.1.3 Rate Categories (Cont'd)(A) Local Transport (Cont'd)(4) Tandem Switched Transport

The Tandem Switched Transport rate elements recover a portion of the costs associated with the communications path between the tandem and the end office on circuits that are switched at a tandem switch, or between a host and remote switch. For examples of Tandem Switched Transport see Section 2.4.7 preceding.

(C)
(N)
(N)

Tandem Switched Transport rates consist of a Tandem Switching rate, a Tandem Switched Facility rate, a Tandem Switched Termination rate and a Tandem-Switched Multiplexing rate which will apply whether The Telephone Company owns the Access Tandem or not.

(C)
|
(C)

The Tandem Switching rate recovers a portion of the costs of switching traffic through an access tandem. The Tandem Switching rate specified in 17.2.2 following is applied on a per access minute per tandem basis for all originating and all terminating minutes of use switched at the tandem. Tandem locations are identified in NATIONAL EXCHANGE CARRIER ASSOCIATION, INC. TARIFF F.C.C. NO. 4, WIRE CENTER INFORMATION.

The Tandem Switched Facility rate recovers a portion of the costs of the transmission facilities, including intermediate transmission circuit equipment, between the end points of the interoffice circuits. The Tandem Switched Facility rate specified in 17.2.2 following is applied on a per access minute per mile basis for all originating and terminating minutes of use routed over the facility.

(TR89)

ACCESS SERVICE

6. Switched Access Service (Cont'd)6.1 General (Cont'd)6.1.3 Rate Categories (Cont'd)(A) Local Transport (Cont'd)(4) Tandem Switched Transport (Cont'd)

The Tandem Switched Termination rate recovers a portion of the costs of the circuit equipment that is necessary for the termination of each end of the Tandem Switched Facility. The Tandem Switched Termination rate specified in 17.2.2 following is applied on a per access minute basis (for all originating and terminating minutes of use routed over the facility) at each end of each measured segment of Tandem Switched Facility (e.g., at the end office, Feature Group A dial tone office, host office, remote office, tandem, and serving wire center). When the Tandem Switched Facility mileage is zero, neither the Tandem Switched Facility rate nor the Tandem Switched Termination rate will apply.

The Tandem-Switched Multiplexing charge recovers the cost of multiplexing equipment on the end office side of the tandem switch and the trunk side of the end office. The Tandem-Switched Multiplexing charge specified in 17.2.2 following is a per-minute charge assessed to the customer purchasing common transport on the end office-to-tandem link.

Charges for Tandem Direct Trunk Ports, located on the serving wire center side of the Access Tandem, and/or End Office Direct Trunk Ports, located on the serving wire center side of the end office, recover costs to terminate direct trunks. Tandem Direct Trunk Ports and/or End Office Direct Trunk Ports are a flat-rate monthly charge as specified in 17.2.2 following assessed to the customer purchasing the dedicated trunk terminated at that port.

(C)
|
|
(C)

(TR89)

ACCESS SERVICE

6. Switched Access Service (Cont'd)6.1 General (Cont'd)6.1.3 Rate Categories (Cont'd)(A) Local Transport (Cont'd)(5) Interconnection Charge

The Interconnection Charge recovers the costs associated with Local Transport that are not recovered by the Entrance Facility, Direct Trunked Transport, Tandem Switched Transport, Multiplexing, or dedicated signaling (i.e., SS7) rates. The Interconnection Charge applies to all access minutes of use (i.e., both Tandem Switched and Direct Trunked) switched at the end office (which may be a Remote Switching Module or a WATS Serving Office).

Local Transport is provided at the rates and charges set forth in 17.2.2 following. The application of these rates with respect to individual Feature Groups is as set forth in 6.4.1(C) following.

(6) Multiplexing

Multiplexing provides an arrangement for converting a single, higher capacity or bandwidth circuit to several lower capacity or bandwidth circuits.

When a derived channel is itself multiplexed to derive additional channels with a lesser capacity, this is referred to as cascade multiplexing. When cascade multiplexing occurs, a charge for the additional multiplexing is performed at different dubbing locations, Direct Trunked Transport charges also apply between the hubs.

DS3 to DS1 Multiplexing charges apply when a High Capacity DS3 Entrance Facility or Direct Trunked Facility is connected with High Capacity DS1 Direct Trunked Transport. The DS3 to DS1 multiplexer will convert a 44.736 Mbps channel to 28 DS1 channels using digital time division multiplexing.

DS1 to Voice Grade Multiplexing charges apply when a High Capacity DS1 Entrance Facility or High Capacity DS1 Direct Trunked Facility is connected with Voice Grade Direct Trunked Transport. A DS1 to Voice Grade Multiplexing charge does not apply when a High Capacity DS1 Direct Trunked Facility is terminated at an electronic end office and only Switched Access Service is provided over the DS1 facility (i.e., Voice Grade Special Access channels are not derived). The DS1 to Voice multiplexer will convert a 1.544 Mbps channel to 24 Voice Grade channels.

Multiplexing is only available at wire centers identified in NATIONAL EXCHANGE CARRIER ASSOCIATION, INC. TARIFF F.C.C. NO. 4, WIRE CENTER INFORMATION.

(TR19)

ACCESS SERVICE

6. Switched Access Service (Cont'd)6.1 General (Cont'd)6.1.3 Rate Categories (Cont'd)(A) Local Transport (Cont'd)(7) Interface Groups

Ten Interface Groups are provided for terminating the Entrance Facility at the customer's designated premises. Technical specifications concerning the available interface groups are set forth in 15.1 following.

(8) Nonchargeable Optional Features

Where transmission facilities permit, the individual transmission path between the customer's designated premises and the first point of switching may at the option of the customer be provided with the following optional features as set forth and described in 15.1.1(E) following.

- Supervisory Signaling
- Customer Specified Entry Switch Receive Level
- Customer Specification of Local Transport Termination

When a customer utilizes the CCS network at appropriately equipped Telephone Company end offices, the following optional features are made available and are described in 6.10.1 following.

- SS7 Signaling
- Calling Party Number
- Carrier Selection Parameter
- Charge Number Parameter

(TR19)

ACCESS SERVICE

6. Switched Access Service (Cont'd)6.1 General (Cont'd)6.1.3 Rate Categories (Cont'd)(A) Local Transport (Cont'd)(9) Chargeable Optional Features

Common Channel Signaling, Signaling System 7 (CCS/SS7) Network Connection (CCSNC) Service provides a signaling path between a customer's designated Signaling Point of Interface (SPOI) and a Telephone Company's Signaling Transfer Point (STP). CCSNC is provided as set forth in 6.10.5 following.

800/888/877 Database Access Service is provided to all customers in conjunction with FGC and FGD switched access service. A Basic or Enhanced Query charge, as set forth in 17.2.2 (E) following, is assessed for each completed query returned from the 800/888/877 data base whether or not the actual call is delivered to the customer. The query is considered completed when the appropriate call routing information is returned to the Service Switching Point (SSP) that launched the query. The Basic Query provides the identification of the customer to whom the call will be delivered and includes area of service routing which allows routing of 800/888/877 calls by telephone companies to different interexchange carriers based on the Local Access Transport Area (LATA) in which the call originates. The Enhanced Query provides this same customer identification function in addition to vertical features which may include: (1) call validation (ensuring that calls originate from subscribed service areas); (2) POTS translation of 800/888/877 numbers (which is generally necessary for the routing of 800/888/877 calls); (3) alternate POTS translation (which allows subscribers to vary the routing of 800/888/877 calls based on factors such as time of day, place of origination of the call, etc.); and (4) multiple carrier routing (which allows subscribers to route to different carriers based on factors similar to those in (3)).

(TR19)

ACCESS SERVICE

6. Switched Access Service (Cont'd)6.1 General (Cont'd)6.1.3 Rate Categories (Cont'd)(A) Local Transport (Cont'd)(9) Chargeable Optional Features (Cont'd)

The CIC and OZZ Signaling Information (COSI) option is end office-generated signaling which provides the Carrier Identification Code (CIC) and the OZZ digits needed to perform tandem switching functions for switched transport services. This option is only available with the Feature Group D trunks when directly routed to an equal access end office switch. It is not available from the Telephone Company's access tandem. CIC and OZZ Signaling Information is provided as set forth in 6.10.6 following, via multifrequency (MF) address signaling or, where technically feasible, via out of band CCS/SS7 signaling.

Clear Channel Capability (CCC) is a Feature Group D (FGD) Direct-Trunked Transport arrangement that allows a customer to transport 1.536 Mbps information rate signals over a 1.544 Mbps High Capacity DS1 channel or over a 1.544 Mbps High Capacity DS1 channel derived from a multiplexed 44.736 Mbps High Capacity DS3 channel with no constraint on the quantity or sequence of one and zero bits. This arrangement requires the customer interface to conform to Bipolar with Eight Zero Substitution (B8ZS) line code as described in Technical Reference TR-NRL-000054 and Technical Reference TR-INS-000342.

(TR19)

ACCESS SERVICE

6. Switched Access Service (Cont'd)6.1 General (Cont'd)6.1.3 Rate Categories (Cont'd)(A) Local Transport (Cont'd)(10) Add/Drop Multiplexing

Add/Drop Multiplexing provides a type of multiplexing function in connection with Synchronous Optical Channel Service that allows lower level signals to be added or dropped from a high speed optical carrier channel within a Telephone Company wire center.

The Add/Drop Multiplexing Central Office Port charge applies to the interface provided at a Telephone Company wire center for the purpose of adding or dropping lower capacity services from Synchronous Optical Channel Entrance Facilities or Direct Trunked Transport. Central Office Ports are available at the following speeds:

<u>Central Office Port</u>	<u>Speed</u>
OC3	155.52 Mbps
DS3	44.736 Mbps
DS1	1.544 Mbps

OC12 service may only be multiplexed to OC3 channels.

When an OC3 channel is derived from an OC12 service and is further de-multiplexed to obtain DS3 service, a DS3 port charge will apply in addition to the OC3 port charge.

When a DS3 channel is derived from an OC3 or OC12 service and is further de-multiplexed to obtain DS1 service, a DS3 to DS1 Multiplexing charge will apply in addition to the DS3 port charge.

When a DS1 channel is derived from an OC3 service, a DS1 port charge will apply.

When a DS1 channel is further de-multiplexed to a lower level signal, a DS1 to Voice Grade Multiplexing Charge will also apply.

Add/Drop Multiplexing is only available at wire centers identified in NATIONAL EXCHANGE CARRIER ASSOCIATIONS, INC. TARIFF F.C.C. NO 4, WIRE CENTER INFORMATION.

(TR19)

ACCESS SERVICE

6. Switched Access Service (Cont'd)6.1 General (Cont'd)6.1.3 Rate Categories (Cont'd)(A) Local Transport (Cont'd)(11) Customer Node

A Customer Node charge specified in Section 17 applies when the Telephone Company provides terminal equipment at the customer designated premises for termination of a Synchronous Optical Channel Entrance Facility. Such equipment may be used to convert the signal from an optical to electrical format. The Customer Node charge is determined by the level of optical service (i.e., OC3 or OC12) delivered to the premises. Each Customer Node must be configured with one or more Customer Premises Ports.

Customer Premises Port charges specified in Section 17 applies in conjunction with the Customer Node charge. Each Customer Premises Port provides the interface to derive a lower capacity service at the customer premises. The type and quantity of ports is determined by the customer and is based on the type of Customer Node selected and the number of DS1, DS3, STS-1 and/or OC3 channels ordered. Customer Premises Ports are available at the following speeds:

<u>Customer Premises Port</u>	<u>Speed</u>
OC3	155.52 Mbps
STS-1	51.84 Mbps
DS3	44.736 Mbps
DS1	1.544 Mbps

(B) End Office

The End Office rate category establishes the charges related to the local end office switching and end user termination functions necessary to complete the transmission of Switched Access communications to and from the end users served by the local end office. The End Office rate category includes the Local Switching and Information Surcharge rate elements.

(TR19)

ACCESS SERVICE

6. Switched Access Service (Cont'd)6.1 General (Cont'd)6.1.3 Rate Categories (Cont'd)(B) End Office (Cont'd)(1) Local Switching

The Local Switching rate element establishes the charges related to the use of end office switching equipment, the terminations in the end office of end user lines, and the terminations of calls at Telephone Company Intercept Operators or recordings, the STP costs, and the SS7 signaling function between the end office and the Signaling Transfer Point. The premium charge is divided into two distinct categories, i.e., Local Switching 1 and Local Switching 2. The first category, Local Switching 1, is applicable to Feature Groups A and B. Local Switching 1 does not apply to:

- Feature Group B when utilized to provide MTS/WATS service,
- Feature Groups A and B used for terminating inward WATS and WATS-type service at an equal access WATS Serving Office.

The second category, Local Switching 2, is applicable to:

- Feature Groups C and D,
- FGB when utilized to provide MTS/WATS service
- FGB when routed over FGD facilities at an office or access tandem.

(TR19)

ACCESS SERVICE

6. Switched Access Service (Cont'd)6.1 General (Cont'd)6.1.3 Rate Categories (Cont'd)(B) End Office (Cont'd)(1) Local Switching (Cont'd)

- Feature Groups A and B used for terminating inward WATS and WATS-type service at an equal access WATS Serving Office, and

Local Switching does not apply to Feature Groups B and D Switched Access Services associated with Wireless Switching Centers (WSCs) directly interconnected to a Telephone Company access tandem office.

Where end offices are appropriately equipped, international dialing may be provided as a capability associated with Local Switching 2 which provides local dial switching for Feature Groups C and D. International dialing provides the capability of switching international calls with service prefix and address codes having more digits than are capable of being switched through a standard FGC or FGD equipped end office.

Rates for Local Switching 1 and Local Switching 2 are set forth in 17.2.3 following. The application of these rates with respect to individual Feature Groups is as set forth in 6.4.1(C) following.

There are four types of functions included in the Local Switching rate element: Common Switching, Transport Termination, Line Termination and Intercept. These are described in (a) through (d) following.

(TR19)

ACCESS SERVICE

6. Switched Access Service (Cont'd)6.1 General (Cont'd)6.1.3 Rate Categories (Cont'd)(B) End Office (Cont'd)(1) Local Switching (Cont'd)(a) Common Switching

Common Switching provides the local end office switching functions associated with the various access (i.e., Feature Group) switching arrangements. The Common Switching arrangements provided for the various Feature Group arrangements are described in 6.5 through 6.8 following.

Included as part of Common Switching are various nonchargeable optional features which the customer can order to meet the customer's specific communications requirements. These optional features are described in 6.9.1 following.

(b) Transport Termination

Transport Termination functions provide for the line or trunk side arrangements which terminate the Local Transport facilities. Included as part of these functions are various nonchargeable optional termination arrangements. These optional terminating arrangements are described in 6.9.2 following.

The number of Transport Terminations provided will be determined by the Telephone Company as set forth in 6.2.5 following.

(TR19)

ACCESS SERVICE

6. Switched Access Service (Cont'd)6.1 General (Cont'd)6.1.3 Rate Categories (Cont'd)(B) End Office (Cont'd)(1) Local Switching (Cont'd)(c) Line Termination

Line Termination provides for the terminations of end user lines in the local end office. There are two types of Line Terminations, i.e., Common Line Terminations and Special Access Service Terminations utilized in the provision of WATS or WATS-type services at Telephone Company designated WATS Serving Offices.

The above Special Access Service Terminations are differentiated by line side vs. trunk side terminations. In addition, there are various types of originating and terminating line side terminations depending on the type of signaling associated with the Special Access Service. Line side terminations are available with either dial pulse or dual tone multifrequency address signaling.

(TR19)

ACCESS SERVICE

6. Switched Access Service (Cont'd)6.1 General (Cont'd)6.1.3 Rate Categories (Cont'd)(B) End Office (Cont'd)(1) Local Switching (Cont'd)(d) Intercept

The Intercept function provides for the termination of a call at a Telephone Company Intercept operator or recording.

The operator or recording tells a caller why a call, as dialed, could not be completed, and if possible, provides the correct number.

(2) Information Surcharge

Information Surcharge rates are assessed to a customer based on the total number of access minutes. Information Surcharge rates are as set forth in 17.2.3(B) following. The application of these rates with respect to individual Feature Groups is as set forth in 6.4.1(C) following.

The Information Surcharge does not apply to Feature Groups B and D Switched Access Services associated with Wireless Switching Centers (WSCs) directly interconnected to a Telephone Company access tandem office.

The number of end office switching transmission paths will be determined as set forth in 6.2.5 following.

(3) End Office Direct Trunk Port

Charges for End Office Direct Trunk Ports, located on the trunk side of the end office, recover costs to terminate direct trunks. End Office Direct Trunk Ports are a flat-rate monthly charge as specified in 17.2.3 following assessed to the customer purchasing the dedicated trunk terminated at that port.

(4) End Office Common Trunk Port

Charges for DS-1 End Office Common Trunk Ports, located on the trunk side of the end office, recover costs to terminate common trunks. End Office Common Trunk Ports are per minute-of-use charge as specified in 17.2.3 following assessed to the customer of common transport trunks terminating at these ports.

(TR19)

ACCESS SERVICE

6. Switched Access Service (Cont'd)6.1 General (Cont'd)6.1.3 Rate Categories (Cont'd)(C) Chargeable Optional Features

Where facilities permit, the Telephone Company will, at the option of the customer, provide the following chargeable optional features.

(1) Interim NXX Translation

The Interim NXX Translation rate element provides for customer identification when calls are directed by end users in the 1+SAC+NXX-XXXX (e.g., 1+900+NXX-XXXX) format. The NXX codes are assigned to specific customers in conformance with the North American Numbering Plan (NANP). NXX code assignment(s) will be made by the NANP Coordinator. The Telephone Company will use the NXX code to identify the customer to whose point of termination the traffic is to be delivered, (i.e., at appropriately equipped electronic end offices, access tandems or through contracted arrangements with other parties.) It is then the responsibility of the customer to do any further translation the customer deems necessary to route the call. Customer assigned NXX codes which have not been ordered will be blocked.

A nonrecurring charge, as set forth in 17.2.1 following, is associated with this optional feature. This nonrecurring charge is assessed by the Telephone Company on a per order basis and is applied in lieu of the Access Order Charge specified in 17.4.1(A) following. The nonrecurring charge is assessed only by the Telephone Company that provides the final translation function. A Telephone Company is said to have provided the final Interim NXX Translation when its translation identifies the customer's traffic and this traffic is then delivered to the customer's point of termination without any further translation. The description and application of this charge with respect to Feature Group C and Feature Group D is as set forth in 6.4.1(B)(2) and 6.4.1(C) following.

(TR19)

ACCESS SERVICE

6. Switched Access Service (Cont'd)6.1 General (Cont'd)6.1.3 Rate Categories (Cont'd)(C) Chargeable Optional Features (Cont'd)(2) 800/888/877 Data Base Access Service

800/888/877 Data Base Access Service is provided to all customers in conjunction with FGC and FGD switched access service. When a 1+800+NX-XXXX, 1+888+NX-XXX, or a 1+877+NX-XXXX call is originated by an end user, the Telephone Company will utilize the CCS network to query an 800/888/877 data base to identify the customer to whom the call will be delivered and provide vertical features where applicable based on the dialed ten digits. The call will then be routed to the identified customer over FGC or FGD switched access.

A Basic or Enhanced Query charge, as set forth in 17.2.2(E) following, is assessed for each completed query returned from the data base identifying the customer to whom the call will be delivered whether or not the actual call is delivered to the customer. The query is considered completed when the appropriate call routing information is returned to the Service Switching Point (SSP) that launched the query. The Basic Query provides the identification of the customer to whom the call will be delivered and includes area of service routing which allows routing of 800/888/877 calls by telephone companies to different interexchange carriers based on the Local Access Transport Area (LATA) in which the call originates. The Enhanced Query provides the same customer identification as the basic query and vertical features which may include: (1) call validation, (ensuring that calls originate from subscribed service areas); (2) POTS translation of 800/888/877 numbers; (3) alternate POTS translation (which allows subscribers to vary the routing of 800/888/877 calls based on factors such as time of day, place or origination of the call, etc.); and (4) multiple carrier routing (which allows subscribers to route to different carriers based on factors similar to those in (3)).

The description and application of this charge with respect to FGC or FGD is as set forth in 6.4.1(C) (6) following.

(TR19)

ACCESS SERVICE

6. Switched Access Service (Cont'd)6.1 General (Cont'd)6.1.3 Rate Categories (Cont'd)(C) Chargeable Optional Features (Cont'd)(3) Operator Transfer Service

Operator Transfer Service may be provided with Feature Group C or Feature Group D Switched Access Service at Telephone Company designated Operator Services location. Operator Transfer Service is an originating service. The rate is assessed per 0-call transferred to a customer's operator. An 0-call is considered transferred when the Telephone Company Operator activates the switch transferring the call to the designated customer and the customer acknowledges receipt.

In addition to the Operator Transfer Service charge described above and in 6.10.5 following, Feature Group C or Feature Group D Switched Access rates and charges as set forth in Section 17 following and Carrier Common Line Charges set forth in section 20, will apply per minute of use for Operator Transfer Service.

Operator Transfer Service charges, provided for in this tariff, are applied only to those calls actually transferred by the Telephone Company to the customer's operator.

(TR19)

ACCESS SERVICE

6. Switched Access Service (Cont'd)6.1 General (Cont'd)6.1.4 Special Facilities Routing

Any customer may request that the facilities used to provide Switched Access Service be specially routed. The regulations for Special Facilities Routing (i.e., Avoidance, Diversity and Cable-Only) are set forth in Section 11. following.

6.1.5 Design Layout Report

At the request of the customer, the Telephone Company will provide to the customer the makeup of the facilities and services provided from the customer's premises to the first point of switching. This information will be provided in the form of a Design Layout Report. The Design Layout Report will be provided to the customer at no charge, and will be reissued or updated whenever these facilities are materially changed.

6.2 Undertaking of the Telephone Company

In addition to the obligations of the Telephone Company set forth in Section 2. preceding, the Telephone Company has certain other obligations concerning only the provision of Switched Access Service. These obligations are as follows:

6.2.1 Network Management

The Telephone Company will administer its network to insure the provision of acceptable service levels to all telecommunications users of the Telephone Company's network services. Generally, service levels are considered acceptable only when both end users and customers are able to establish connections with little or no delay encountered within the Telephone Company network. The Telephone Company maintains the right to apply protective controls, i.e., those actions, such as call gapping, which selectively cancel the completion of traffic, over any traffic carried over its network, including that associated with a customer's Switched Access Service. Generally, such protective measures would only be taken as a result of occurrences such as failure or overload of Telephone Company or customer facilities, natural disasters, mass calling or national security demands. In the event that the protective controls applied by the Telephone Company result in the complete loss of service by the customer, the customer will be granted a Credit Allowance for Service Interruption as set forth in 2.4.4(B) (3) preceding.

(TR19)

ACCESS SERVICE

6. Switched Access Service (Cont'd)6.2 Undertaking of the Telephone Company (Cont'd)6.2.2 Transmission Specifications

Each Switched Access Service transmission path is provided with standard transmission specifications. There are three different standard specifications (Types A, B and C). The standard for a particular transmission path is dependent on the Feature Group, the Interface Group and whether the service is directly routed or via an access tandem. The available transmission specifications are set forth in 15.1.2 following. Data Transmission Parameters are also provided with each Switched Access Service transmission path. The Telephone Company will, upon notification by the customer that the data parameters set forth in 15.1.3 following are not being met, conduct tests independently or in cooperation with the customer, and take any necessary action to insure that the data parameters are met.

The Telephone Company will maintain existing transmission specifications on functioning service configurations installed prior to May 25, 1984, except that service configurations having performance specifications exceeding the standards set forth in 15.1.2 following will be maintained at the performance levels specified.

The transmission specifications concerning Switched Access Service are limits which, when exceeded, may require the immediate corrective action of the Telephone Company. The transmission specifications are set forth in 15.1.2 following. Acceptance limits are set forth in Technical Reference TR-NPL-000334. This Technical Reference also provides the basis for determining Switched Access Service maintenance limits.

(TR19)

ACCESS SERVICE

6. Switched Access Service (Cont'd)6.2 Undertaking of the Telephone Company (Cont'd)6.2.3 Provision of Service Performance Data

Subject to availability, end-to-end service performance data available to the Telephone Company through its own service evaluation routines, may also be made available to the customer based on previously arranged intervals and format. These data provide information on overall end-to-end call completion and non-completion performance, e.g., customer equipment blockage, failure results and transmission performance. These data do not include service performance data which are provided under other tariff sections, e.g., testing service results. If data are to be provided in other than paper format, the charges for such exchange will be determined on an individual case basis.

6.2.4 Testing

Certain testing services offered under this section of the tariff are subject to the availability of the necessary qualified personnel and test equipment at the various testing locations.

(A) Acceptance Testing

At no additional charge the Telephone Company will, at the customer's request, cooperatively test at the time of installation, the following parameters: loss, C-notched noise, C-message noise, 3-tone slope, d.c. continuity and operational signaling. When the Local Transport is provided with Interface Groups 2 through 10, and the Transport Termination is two-wire (i.e., there is a four-wire to two-wire conversion in Local Transport), balance parameters (equal level echo path loss) may also be tested.

(TR19)

ACCESS SERVICE

6. Switched Access Service (Cont'd)6.2 Undertaking of the Telephone Company (Cont'd)6.2.4 Testing (Cont'd)(B) Routine Testing

At no additional charge, the Telephone Company will, at the customer's request, test after installation on an automatic or manual basis, 1004 Hz loss, C-message noise and Balance (Return loss).

In the case of automatic testing, the customer shall provide remote office test lines and 105 test lines with associated responders or their functional equivalent.

The frequency of these tests will be that which is mutually agreed upon by the customer and the Telephone Company, but shall consist of not less than quarterly 1004 Hz Loss and C-message noise tests and an annual Balance test. Trunk test failures requiring customer participation for trouble resolution will be provided to the customer on an as-occurs basis.

Additional tests may be ordered as set forth in 13.3.1 following. Charges for these additional tests are set forth in 17.4.4 following.

(TR19)

ACCESS SERVICE

6. Switched Access Service (Cont'd)6.2 Undertaking of the Telephone Company (Cont'd)6.2.5 Determination of Number of Transmission Paths

For Feature Groups A and B, which are ordered on a per line or per trunk basis respectively, and Feature Groups C and D when ordered on a per trunk basis, the customer specifies the type of transport facilities and the number of channels in the order for service.

For Tandem Switched Transport, the Telephone Company will determine the number of Switched Access Service transmission paths to be provided for the Switched Access Feature Group C and D busy hour minutes of capacity ordered. The number of transmission paths will be developed using the total busy hour minutes of capacity by type (as described in 6.1.1(B) preceding) for the end offices for each Feature Group ordered from a customer's designated premises. The total busy hour minutes of capacity by type (e.g., originating, terminating, IDDD, Operator) for the end office will be converted to transmission paths using standard Telephone Company traffic engineering methods. The number of transmission paths provided shall be the number required based on (1) the use of access tandem switches and end office switches, (2) the use of the end office switches only, or (3) the use of the tandem switches only.

(TR19)

ACCESS SERVICE

6. Switched Access Service (Cont'd)

6.2 Undertaking of the Telephone Company (Cont'd)

6.2.6 Trunk Group Measurement Reports

Subject to availability, the Telephone Company will make available trunk group data in the form of usage in CCS, peg count and overflow, to the customer based on previously agreed to intervals.

(TR19)

ACCESS SERVICE

6. Switched Access Service (Cont'd)6.3 Obligations of the Customer

In addition to the obligations of the customer set forth in Section 2. preceding, the customer has certain specific obligations pertaining to the use of Switched Access Service. These obligations are as follows:

6.3.1 Report Requirements

Customers are responsible for providing the following reports to the Telephone Company, when applicable.

(A) Jurisdictional Reports

When a customer orders Switched Access Service for both interstate and intrastate use, the customer is responsible for providing reports as set forth in 2.3.11 preceding. Charges will be apportioned in accordance with those reports. The method to be used for determining the interstate charges is set forth in 2.3.12 preceding.

(B) Code Screening Reports

When a customer orders service class routing, trunk access limitation or call gapping arrangements, it must report the number of trunks and/or the appropriate codes to be instituted in each end office or access tandem switch, for each of the arrangements ordered.

(TR19)

ACCESS SERVICE

6. Switched Access Service (Cont'd)6.3 Obligations of the Customer (Cont'd)6.3.2 Trunk Group Measurement Reports

With the agreement of the customer, trunk group data in the form of usage in CCS, peg count and overflow for its end of all access trunk groups, where technologically feasible, will be made available to the Telephone Company. These data will be used to monitor trunk group utilization and service performance and will be based on previously arranged intervals and format.

6.3.3 Supervisory Signaling

The customer's facilities shall provide the necessary on-hook, off-hook, answer and disconnect supervision.

6.3.4 Short Duration Mass Calling Requirements

When a customer offers service for which a substantial call volume is expected during a short period of time (e.g., 900 service media stimulated events), the customer must notify the Telephone Company at least 48 hours in advance of each peak period. Notification should include the nature, time, duration, and frequency of the event, an estimated call volume, and the telephone number(s) to be used.

On the basis of the information provided, the Telephone Company may invoke network management controls, (e.g., call gapping and code blocking) to reduce the probability of excessive network congestion. The Telephone Company will work cooperatively with the customer to determine the appropriate level of such control.

(TR19)

ACCESS SERVICE

6. Switched Access Service (Cont'd)6.4 Rate Regulations

This section contains the specific regulations governing the rates and charges that apply for Switched Access Service.

6.4.1 Description and Application of Rates and Charges

There are two types of rates and charges that apply to Switched Access Service. These are usage rates and nonrecurring charges. These rates and charges are applied differently to the various rate elements as set forth in (C) following.

(A) Recurring Charges

(1) Usage Rates for Switched Access Service are rates that apply on a per access minute or a per call basis. Access minute charges and per call charges are accumulated over a monthly period.

(2) Flat Rates for Switched Access Service are rates that apply on a per month per rate element basis.

(B) Nonrecurring Charges

Nonrecurring charges are one-time charges that apply for a specific work activity (i.e., installation or change to an existing service). The types of nonrecurring charges that apply for Switched Access Service are: installation of service, Interim NXX Translation optional feature, and service rearrangements. These charges, with the exception of the Interim NXX Translation optional feature, are in addition to the Access Order Charge as specified in Section 17.4.1(A) following.

(TR19)

ACCESS SERVICE

6. Switched Access Service (Cont'd)6.4 Rate Regulations (Cont'd)6.4.1 Description and Application of Rates and Charges(Cont'd)(B) Nonrecurring Charges (Cont'd)(1) Installation of Service

A Local Transport nonrecurring installation charge, as set forth in 17.2.1(A)(2) following, will be applied at the serving wire center for each Entrance Facility installed. Additionally, a nonrecurring trunk activation charge as set forth in 17.2.2(D) following, will be applied at each end office on a per order per end office basis or at the tandem when ordered to the tandem for each group of 24 Direct Trunked Transport trunks or fraction thereof that is activated (i.e., designated by the customer to be used to carry switched access). A maximum of 24 trunks can be activated on a DS1 facility and a maximum of 672 trunks can be activated on a DS3 facility.

For example, if a customer orders a DS1 Entrance Facility and requests activation of 18 of the available circuits, the customer will be charged one Local Transport High Capacity DS1 Installation nonrecurring charge at the serving wire center and one Direct Trunked Transport Activated nonrecurring charge at the end office.

If at a later date the customer requests the activation of three more circuits, the customer will then be charged an additional Direct Trunked Transport Activated nonrecurring charge.

These charges are in addition to the Access Order Charge as specified in 17.4.1(A) following.

(TR19)

ACCESS SERVICE

6. Switched Access Service (Cont'd)6.4 Rate Regulations (Cont'd)6.4.1 Description and Application of Rates and Charges(Cont'd)(B) Nonrecurring Charges (Cont'd)(2) Interim NXX Translation Optional Feature

This nonrecurring charge applies to the initial order for the installation of the Interim NXX Translation optional feature with Feature Group C or Feature Group D Switched Access Service and for each subsequent order received to add or change NXX translation codes. This charge, if applicable, applies whether this optional feature is installed coincident with or at any time subsequent to the installation of Switched Access Services. This charge is applied by the Telephone Company per order. When it is necessary for multiple telephone companies to provide the translation function, the nonrecurring charge is assessed only by the Telephone Company that provides the final translation function which identifies the customer's traffic and this traffic is then delivered to the customer's point of termination without any further translation.

(TR19)

ACCESS SERVICE

6. Switched Access Service (Cont'd)6.4 Rate Regulations (Cont'd)6.4.1 Description and Application of Rates and Charges (Cont'd)(B) Nonrecurring Charges (Cont'd)(3) Service Rearrangements

All changes to existing services other than changes involving administrative activities and the off-hook supervisory signaling of FGA Access Services, will be treated as a discontinuance of the existing service and an installation of a new service. The nonrecurring charge described in (1) preceding will apply for this work activity. Moves that change the physical location of the point of termination are described and charged for as set forth in 6.4.4 following.

- If, due to technical limitations of the Telephone Company, a customer could not combine its Interim NXX traffic with its other trunk side Switched Access Services, no charge shall apply to combine these trunk groups when it becomes technically possible.
- When changes to an existing service are made prior to July 1, 1994, in connection with a customer converting trunks from tandem-switched transport to direct-trunked transport or from direct trunked-transport to tandem-switched transport, or when a customer orders the disconnection of over-provisioned trunks, or when a customer requests to rearrange switched access service between a lower capacity flat rated switched facility and a higher capacity flat rated switched facility, the nonrecurring charges set forth in (1) preceding do not apply.

(TR19)

ACCESS SERVICE

6. Switched Access Service (Cont'd)6.4 Rate Regulations (Cont'd)6.4.1 Description and Application of Rates and Charges (Cont'd)(B) Nonrecurring Charges (Cont'd)(3) Service Rearrangements (Cont'd)

Administrative changes will be made without charge(s) to the customer. Administrative changes are as follows:

- Change of customer name,
- Change of customer or customer's end user premises address when the change of address is not a result of a physical relocation of equipment,
- Change in billing data (name, address, or contact name or telephone number),
- Change of agency authorization,
- Change of customer circuit identification,
- Change of billing account number,
- Change of customer test line number,
- Change of customer or customer's end user contact name or telephone number, and
- Change of jurisdiction.

Other changes made without charge to the customer are as follows:

- Changes and additions to existing Switched Access Services which are necessary due to Telephone Company initiated network reconfigurations, and required to provide the same grade of service to the customer that existed prior to the reconfiguration. Charges will apply to those changes and additions which are in excess of those required to provide the same grade of service and/or capacity. Grade of service will be as determined by industry standard engineering tables.
- Changes and additions to existing Switched Access Services which are necessary due to the surrendering of a Carrier Identification Code to the North American Numbering Plan Administration for reassignment. This exception applies only when the customer surrenders the CIC on a nationwide basis on or before January 1, 1993. Charges will apply to those changes and additions which are in excess of those required to provide the same grade of service and/or capacity. Grade of service will be as determined by industry standard engineering tables.

(TR19)

ACCESS SERVICE

6. Switched Access Service (Cont'd)6.4 Rate Regulations (Cont'd)6.4.1 Description and Application of Rates and Charges (Cont'd)(B) Nonrecurring Charges (Cont'd)(3) Service Rearrangements (Cont'd)

Changes to the point in time when the off-hook supervisory signal is provided in the originating call sequence i.e., when the off-hook supervisory is changed from being provided by the customer's equipment before the called party answers to being forwarded by the customer's equipment when the called party answers or vice versa, are subject to the Access Order Charge as set forth in 17.4.1(A) following.

For additions, changes or modifications to an optional feature which has a separate nonrecurring charge, that nonrecurring charge will apply.

For additions, changes, or modifications to optional features that do not have their own separate nonrecurring charges, an Access Order Charge as set forth in 17.4.1(A) following will apply. When an optional feature is not required on each transmission path group, and end office or an access tandem switch, only one such charge will apply (i.e., it will not apply per transmission path).

Nonrecurring charges will be waived for rearrangements that convert Switched Transport Facilities from tandem-switched transport to direct-trunked transport provided the Access Service Request is placed between June 17, 1997 and January 1, 1999. This waiver of nonrecurring charges includes both the Access Order Charge and nonrecurring charges for installation of new facilities between the Telephone Company serving wire center and the customer's premises when such facilities are required to provision rerouted trunks. The following conditions must be met in order for charges to be waived:

- The customer must maintain the same customer premises location. Requests to add or change features will incur the charges applicable to the feature.

(TR19)

ACCESS SERVICE

6. Switched Access Service (Cont'd)6.4 Rate Regulations (Cont'd)6.4.1 Description and Application of Rates and Charges (Cont'd)(B) Nonrecurring Charges (Cont'd)(3) Service Rearrangements (Cont'd)

- Direct routed end office trunks must subtend the tandem from which service is being rearranged
- One trunk at the tandem must be disconnected for each rerouted end office trunk installed with the following exception. If the customer demonstrates that industry accepted engineering standards require the installation of additional trunks, the nonrecurring charges for such additional trunks will also be waived.
- The order to disconnect from the tandem must be placed at the same time as the order to connect at the end office. The due date for the disconnect order may not be more than 90 (ninety) days after the due date for the order to install the end office trunk. Requests to rearrange trunks must be received by the Telephone Company no later than January 1, 1999.

(TR19)

ACCESS SERVICE

6. Switched Access Service (Cont'd)6.4 Rate Regulations (Cont'd)6.4.1 Description and Application of Rates and Charges (Cont'd)(B) Nonrecurring Charges (Cont'd)(4) SS7\MF Signaling Trunk Group Conversion Charge

For conversion of FGC or FGD trunks from MF to SS7 signaling or from SS7 to MF signaling, a nonrecurring charge will apply as set forth in 17.2.2(C) following.

The trunk group conversion charge is applied on a per trunk group basis or major fraction thereof, and is applicable when the total number of trunks in a trunk group remain the same. Additions of new trunks will follow the regulations, rates and charges associated with the installation of new services as set forth in 6.4.1(B) (1) preceding.

During the conversion of a trunk group from MF to SS7 signaling, a customer may add Calling Party Number (CPN), Charge Number (CN) and/or Carrier Selection Parameter (CSP) optional features.

The Access Order Charge, as set forth in 17.4.1(A) following will apply to each order received by the Telephone Company to convert an existing FGC or FGD trunk group(s) from MF to SS7 signaling or from SS7 to MF signaling.

(TR19)

ACCESS SERVICE

6. Switched Access Service (Cont'd)6.4 Rate Regulations (Cont'd)6.4.1 Description and Application of Rates and Charges (Cont'd)(C) Application of Rates (Cont'd)

Rates are applied either as premium or non-premium rates.

The application of these rates is dependent upon the Feature Group and the availability of equal access capabilities in the end office to which the service is provided.

The following rules provide the basis for applying the rates and charges:

(1) Premium Rates

Premium rates apply to all FGC access minutes when the service is provided to customers which furnish interstate MTS/WATS, to all access minutes that originate or terminate at end offices equipped with equal access (i.e., FGD) capabilities. Premium rates also apply to FGB and FGD access minutes that originate or terminate at a Wireless Switching Center (WSC) that is directly connected to a Telephone Company access tandem office. In addition, premium rates apply to FGB access minutes when utilized in the provision of MTS/WATS service or when routed over FGD facilities at an end office or access tandem.

The following transport rate elements can be charged Premium rates:

- Tandem Switched Termination (TST)
- Tandem Switched Facility (TSF)
- Tandem Switching (TS)
- Entrance Facility (EF)
- Direct Trunked Termination (DTT)
- Direct Trunked Facility (DTF)
- Switched Access Multiplexing

(TR19)

ACCESS SERVICE

6. Switched Access Service (Cont'd)6.4 Rate Regulations (Cont'd)6.4.1 Description and Application of Rates and Charges (Cont'd)(C) Application of Rates (Cont'd)(2) Non-premium Rates

Non-premium rates (i.e., discounted access minute rates) apply to all FGA and FGB access minutes (measured or assumed) originating or terminating in an end office which is not equipped with equal access capabilities. In addition, non-premium rates apply to FGC access minutes originating in an end office which is not equipped with equal access capabilities when the FGC service is used in conjunction with the Interim NXX Translation optional feature or 800/888/877 Data Base services by customers who do not furnish interstate MTS/WATS.

The following transport rate elements can not be charged Non-Premium rates:

- Tandem Switched Termination (TST)
- Tandem Switched Facility (TSF)
- Tandem Switching (TS)
- Entrance Facility (EF)
- Direct Trunked Termination (DTT)
- Direct Trunked Facility (DTF)
- Switched Access Multiplexing

(TR19)

ACCESS SERVICE

6. Switched Access Service (Cont'd)6.4 Rate Regulations (Cont'd)6.4.1 Description and Application of Rates and Charges (Cont'd)(C) Application of Rates (Cont'd)(3) Transition Billing Arrangement

When FGA, or FGB Switched Access Service, except as set forth in (1) preceding, provided to an entry switch (i.e., dial tone office for FGA and access tandem for FGB) has usage originating from and/or terminating at both end offices that have been converted to equal access and end offices that have not been converted, the premium and non-premium rates will apply in the following manner:

- (a) All access minutes that originate from or terminate at the equal access end office(s) will be billed at premium rates. Access minutes that originate from or terminate at end offices not equipped with equal access capabilities, hereinafter referred to as non-premium access minutes, will continue to be billed at non-premium rates. Non-premium rates will apply as follows depending on the type of service.
 - (i) For FGA and FGB services, the number of non-premium access minutes to be billed at non-premium rates is derived by subtracting the number of premium rated access minutes from the total number of access minutes.
 - (ii) Premium access minutes will be determined as set forth in (b) following.

(TR19)

ACCESS SERVICE

6. Switched Access Service (Cont'd)6.4 Rate Regulations (Cont'd)6.4.1 Description and Application of Rates and Charges (Cont'd)(C) Application of Rates (Cont'd)(3) Transition Billing Arrangement (Cont'd)

(b) The number of access minutes to be rated as premium access minutes is determined as follows:

(i) Where end office specific usage data is available, premium rates apply to the measured access minutes originating from or terminating at the equal access end office(s).

(ii) Where end office specific usage data is not available for originating and/or terminating FGA or FGB, the total originating and/or terminating usage will be measured or assumed usage at the entry switch as set forth respectively in 6.5.4 and 6.6.4 following. Originating and/or terminating usage will then be apportioned between premium and non-premium access minutes.

Such apportionment will be based on the ratio of the number of subscriber lines in the access area (i.e., local calling areas for FGA originating minutes, LATA for FGA terminating minutes and end offices subtending the access tandem for FGB minutes) of the first point of switching that are served by equal access end offices to the total number of subscriber lines in that access area.

The ratio thus developed is applied to the total measured or assumed originating FGA usage, terminating FGA usage, originating FGB usage, or terminating FGB usage, as applicable, to determine the usage to be billed at premium rates, unless adjusted as set forth in (iii) following.

(TR19)

ACCESS SERVICE

6. Switched Access Service (Cont'd)6.4 Rate Regulations (Cont'd)6.4.1 Description and Application of Rates and Charges (Cont'd)(C) Application of Rates (Cont'd)(3) Transition Billing Arrangement (Cont'd)

(b) (Cont'd)

(ii) (Cont'd)

The ratios used to calculate the premium usage will be determined on a quarterly basis. The ratios to be used for the succeeding quarter will be provided to the customer with the last bill rendered in the quarter or mailed separately within five working days after the first day of the new quarter (i.e., January, April, July and October).

For purposes of administering this provision: (1) subscriber lines are defined as exchange service lines, Centrex lines and Centrex-type lines provided by the Telephone Company under its local and/or general exchange service tariff; (2) the access area is defined as the local calling area of the dial tone office for originating FGA, the entire LATA for terminating FGA, and all end offices subtending the access tandem for originating and terminating FGB; and (3) the local calling area of the dial tone office is as defined in the Telephone Company's local and/or general exchange service tariff.

- (iii) Where FGD Switched Access Service is provided to a customer in an end office(s) where that customer's FGA or FGB premium access minutes have been determined in accordance with (ii) preceding, such premium access minutes will be adjusted in the following manner. For each FGD access minute originating from or terminating at that end office, the originating or terminating FGA or FGB premium access minutes determined as set forth in (ii) preceding will be reduced on a one for one basis, but

(TR19)

ACCESS SERVICE

6. Switched Access Service (Cont'd)6.4 Rate Regulations (Cont'd)6.4.1 Description and Application of Rates and Charges (Cont'd)(C) Application of Rates (Cont'd)(3) Transition Billing Arrangement (Cont'd)

(b) (Cont'd)

(iii) (Cont'd)

in no event shall the reduction exceed the total number of FGA or FGB premium access minutes originating from or terminating at that end office. For each FGA or FGB premium minute of use reduction either the originating or terminating direction, a corresponding originating or terminating non premium minute of use will be apportioned to those end offices in the access area that are non equal. Such apportionment will be based upon a ratio of the number of subscriber lines in each non equal end office to the total subscriber lines that are served by all non equal end offices in the access area. The customer will be billed for the revised number of premium or non premium access minutes.

(4) Unmeasured FGA and FGB Access Services

Where originating and/or terminating measurement capability does not exist for Feature Group A or Feature Group B Switched Access Services provided to the first point of switching, the number of access minutes that will be assumed are as set forth following in 6.5.4 and 6.6.4 respectively.

(5) Notice of Equal Access Conversion

The Telephone Company will provide written notification to all access customers of record within a particular LATA that an end office in that LATA is scheduled to be converted to an equal access end office. This notification will be sent, via certified U.S. Mail, to each customer of record in the LATA where the conversion is scheduled to occur, at least six months in advance of the conversion date.

(TR19)

ACCESS SERVICE

6. Switched Access Service (Cont'd)6.4 Rate Regulations (Cont'd)6.4.1 Description and Application of Rates and Charges (Cont'd)(C) Application of Rates (Cont'd)(5) Notice of Equal Access Conversion (Cont'd)

The customer will have the choice of converting all or part of the existing services to equal access (i.e., Feature Group D) or retaining the existing services. The conversion of existing services will be at no charge provided the order to convert such services to Feature Group D is received as set forth in 6.4.3 following. Premium rates will apply to the total access minutes beginning on the actual conversion date, whether the customer chooses to convert to FGD or retain existing services.

(6) 800/888/877 Data Base Access Service

A Basic Query or Enhanced Query charge applies for each completed query that is returned from the 800/888/877 data base identifying the customer to whom the call will be delivered whether or not the actual call is delivered to the customer. The query is considered completed when the appropriate call routing information is returned to the Service Switching Point (SSP) that launched the query. Query charges, as set forth in 17.2.2(E), will only be applied by those companies whose wire centers are identified as assessing query charges in the NATIONAL EXCHANGE CARRIER ASSOCIATION, INC. TARIFF F.C.C. NO. 4.

(TR19)

ACCESS SERVICE

6. Switched Access Service (Cont'd)6.4 Rate Regulations (Cont'd)6.4.1 Description and Application of Rates and Charges (Cont'd)(C) Application of Rates (Cont'd)(6) 800 Data Base Access Service (Cont'd)

When FGC or FGD switched access service is used for the provision of 800 Data Base Access Service and the total minutes of use and/or count of queries can be determined for each customer at a tandem or SSP but can not be determined by individual end office, an allocation method will be utilized to determine minutes of use and/or queries by end office and customer. For each end office a ratio will be developed and applied against the total minutes of use and/or count of queries for a given customer as determined by the tandem or SSP. These ratios will be developed by dividing the unidentified originating 800 minutes of use at an end office by the total unidentified originating minutes of use in all end offices subtending the tandem or SSP. For example, assume:

- Three end office (EO-1, EO-2, and EO-3) subtend a tandem

EO-1 measures 2,000 minutes of 800 use	
EO-2 measures 3,000 minutes of 800 use	
<u>EO-3 measures 5,000 minutes of 800 use</u>	
10,000	TOTAL

- The tandem delivers 800 usage to two customers:

IC-A has 4,000 minutes of use
IC-B has 6,000 minutes of use

- The allocation ratio for EO-1 is 20%

2,000/10,000

- The minutes of use to be billed by EO-1 are

800 to IC-A (20% x 4,000)	
<u>1,200 to IC-B (20% x 6,000)</u>	
2,000	TOTAL

(TR19)

ACCESS SERVICE

6. Switched Access Service (Cont'd)6.4 Rate Regulations (Cont'd)6.4.1 Description and Application of Rates and Charges (Cont'd)(C) Application of Rates (Cont'd)(7) Common Channel Signaling/Signaling System 7 (CCS/SS7)
Network Connection Service

The CCS/SS7 Network Connection is comprised of a Signaling Mileage Facility charge, a Signaling Mileage Termination charge, a Signaling Entrance Facility charge and a Signaling Transfer Point (STP) Port charge.

The Signaling Mileage Facility charge is assessed on a per facility per mile basis. The Signaling Mileage Termination charge is assessed on a per termination basis (i.e., at each end of the Signaling Mileage Facility). When the Signaling Mileage Facility mileage measurement is zero, Signaling Mileage Termination charges do not apply.

The Signaling Entrance Facility charge is assessed on a per facility basis for the connection between the customer's designated premises (Signaling Point of Interface) and the serving wire center of that premises.

The STP Port charge is assessed on a per port basis for each termination of a Signaling Mileage Facility at an STP.

(8) CIC and OZZ Signaling Information (COSI)

The rates applicable to CIC and OZZ Signaling Information are nonrecurring charges based on the signaling method selected (MF or CCS/SS7). The rates are applied only to the customer of record's initial order for COSI.

6.4.2 Minimum Monthly Charge

Switched Access Service is subject to a minimum monthly charge. The minimum charge applies for the total capacity provided. The minimum monthly charge is calculated as follows.

For usage rated Local Transport, Local Switching and Information Surcharge rate elements, the minimum monthly charge is the sum of the recurring charges set forth in 17.2.2 and 17.2.3 following for either the actual measured usage or the assumed usage prorated to the number of days or major fraction of days based on a 30 day month.

For flat rated Local Transport rate elements, the minimum monthly charge is the sum of the recurring charges set forth in 17.2.2 following prorated to the number of days or major fraction of days on a 30 day month.

(TR19)

ACCESS SERVICE

6. Switched Access Service (Cont'd)6.4 Rate Regulations (Cont'd)6.4.3 Change of Switched Access Service Arrangements

Changes from one type of Feature Group to another will be treated as a discontinuance of one type of service and a start of another. Nonrecurring charges will apply, with one exception. When a customer upgrades a Feature Group A or B service to a Feature Group D service and when Feature Group C is upgraded to Feature Group D coincident with the availability of Feature Group D in an end office, the nonrecurring charges associated with the equal access conversion will not apply, provided that FGB service is converted to FGD service within sixty (60) days of the equal access conversion date. Nonrecurring charges for other associated service requests (e.g., a simultaneous change from multifrequency address signaling to SS7 signaling) will apply. Minimum period obligations will not change, i.e., the time elapsed in the existing minimum period obligation will be credited to the minimum period obligations for FGD service, subject to the following limitations.

In order to avoid the imposition of nonrecurring charges a customer which is a participant in the presubscription allocation process (i.e., is on the presubscription ballot) must:

- submit its order to disconnect Feature Group A and/or B within 30 days after the date the results of the final allocation of customers in an end office are actually received by the customer, and
- make the effective date for disconnection of the Feature Group A and/or B Access Services no later than 60 days after the final allocation results are received by the customer.

A customer which is not a participant in the allocation process (i.e., is not on the presubscription ballot) is subject to the same rules preceding. The time frames for the non-participating customer(s) are the same as those which apply to the last customer to receive the results of the final allocation of customers in an end office who is a participant in the allocation process. For all other changes from one type of Feature Group to another, new minimum period obligations will be established.

(TR19)

ACCESS SERVICE

6. Switched Access Service (Cont'd)6.4 Rate Regulations (Cont'd)6.4.4 Moves

A move involves a change in the physical location of one of the following:

- The point of termination at the customer designated premises
- The customer designated premises

The charges for the move are dependent on whether the move is to a new location within the same building or to a different building. In either case, charges as described in (A) and (B) following are in addition to the Access Order Charge as specified in 17.4.1 following.

(A) Moves Within the Same Building

When the move is to a new location within the same building, the charge for the move will be an amount equal to one half of the installation nonrecurring charge for the capacity affected. This charge is in addition to the Access Order Charge as specified in 17.4.1(A) following. There will be no change in the minimum period requirements.

(B) Moves to a Different Building

Moves to a different building will be treated as a discontinuance and start of service and all associated nonrecurring charges will apply. New minimum period requirements will be established for the new service. The customer will also remain responsible for satisfying all outstanding minimum period charges for the discontinued service.

6.4.5 Local Information Delivery Services

Calls over Switched Access Service in the terminating direction to certain community information services will be rated under the applicable rates for Switched Access Service as set forth in 17.2 following. In addition, the charges per call as specified under the Telephone Company's local and/or general exchange service tariffs, e.g., 976 (DIAL-IT) Network Services, will also apply.

(TR19)

ACCESS SERVICE

6. Switched Access Service (Cont'd)6.4 Rate Regulations (Cont'd)6.4.6 Mileage Measurement

The mileage to be used to determine the monthly rate for Local Transport is calculated on the airline distance between the end office switch, which may be a remote switching module, (where the call carried by Local Transport originates or terminates) and the customer's serving wire center. When Tandem-Switched Transport or Direct-Trunked Transport is ordered between the serving wire center and the end office, mileage is normally measured in one segment from the serving wire center to the end office. When Direct-Trunked Transport is ordered between a serving wire center and a tandem and Tandem-Switched Transport is ordered between the tandem and the end office, mileage is calculated separately for each segment. Exceptions to these methods are as set forth in (A) through (G) following. For SS7 signaling, the mileage to be used to determine the monthly rate for the Signaling Mileage Facility is calculated on the airline distance between the serving wire center associated with the customer's designated premises (Signaling Point of Interface) and the Telephone Company wire center providing the STP Port. Where applicable, the V&H coordinates method, is used to determine mileage. This method is set forth in the NATIONAL EXCHANGE CARRIER ASSOCIATION TARIFF F.C.C. NO. 4 for Wire Center Information (V&H coordinates).

Mileage rates are as set forth in 17.2.2 following. To determine the rate to be billed, first compute the airline mileage using the V&H coordinates method. If the calculation results in a fraction of a mile, always round up to the next whole mile before determining the mileage and applying the rates. Then multiply the mileage by the appropriate rate.

Exceptions to the mileage measurement rules are as follows:

(TR19)

ACCESS SERVICE

6. Switched Access Service (Cont'd)6.4 Rate Regulations (Cont'd)6.4.6 Mileage Measurement (Cont'd)(B) Feature Group A Originating Usage

Direct Trunked Transport Mileage for premium and non premium rated access minutes in the originating direction over Feature Group A Switched Access Service will be calculated on an airline basis, using the V&H coordinates method. The mileage measurement will be between the first point of switching (end office switch where the Feature Group A switching dial tone is provided) and the customer's serving wire center for the Switched Access Service provided.

(C) Feature Group A Terminating Usage

The Local Transport mileage for terminating Feature Group A Switched Access Service will be measured in two segments. Direct Trunked Transport mileage will be measured between the customer's serving wire center and the first point of switching (i.e., the end office switch where the Feature Group A switching dial tone is provided). Tandem Switched Transport mileage will be measured between the first point of switching and the terminating end office.

(TR19)

ACCESS SERVICE

6. Switched Access Service (Cont'd)6.4 Rate Regulations (Cont'd)6.4.6 Mileage Measurement (Cont'd)(D) Feature Groups B, C and D - Alternate Traffic Routing

When the Alternate Traffic Routing optional feature is provided with Feature Groups B, C and D, the Local Transport access minutes will be apportioned between the two trunk groups used to provide this feature. Such apportionment will be made using: (1) actual minutes of use if available, (2) standard Telephone Company traffic engineering methodology and will be based on the last trunk CCS desired for the high usage group, as described in 6.9.1(L) following (Alternate Traffic Routing), and the total busy hour minutes of capacity ordered to the end office, when the feature is provided at an end office switch, or to the subtending end offices when the feature is provided at an access tandem switch, or (3) an apportionment mutually agreed to by the Telephone Company and the customer. This apportionment will serve as the basis for Local Transport calculation.

(E) Feature Group C - Multiple CDPs

When terminating Feature Group C Switched Access Service is provided from multiple customer designated premises to an end office not equipped with measurement capabilities, the total Local Transport access minutes for that end office will be apportioned among the trunk groups accessing the end office on the basis of the individual busy hour minutes of capacity ordered for each of those trunk groups. This apportionment will serve as the basis for Local Transport mileage calculation.

(TR19)

ACCESS SERVICE

6. Switched Access Service (Cont'd)6.4 Rate Regulations (Cont'd)6.4.6 Mileage Measurement (Cont'd)(F) Feature Groups A, B, C and D - WATS

The Local Transport Facility for Feature Groups A, B, C and D Switched Access Service connected with Special Access Service at a WATS Serving Office will be measured between the WATS Serving Office (when measured access minutes of use are used) or between the Feature Group A entry switch (when assumed minutes of use are used) and the serving wire center for the customer designated premises.

(G) Feature Groups B and D - WSCs Directly Interconnected to Access Tandems

The Local Transport mileage for Feature Groups B and D switched access service provided to Wireless Switching Centers (WSCs) directly interconnected to a Telephone Company access tandem office will be determined on an airline basis, using the V&H coordinate method. The mileage will be measured between the customer's serving wire center and the Telephone Company access tandem office to which the WSC is interconnected.

(H) Feature Groups B,C, and D - Remote Offices

The Local Transport mileage for Feature Groups B, C, and D Switched Access Service provided to a Remote Office will be measured in multiple segments. When the facility is directly trunked to the Host Office, Direct Trunked Facility mileage will be measured between the customer's serving wire center and the Host Office, and Tandem Switched Facility mileage will be measured between the Host Office and the Remote Office. In Direct Trunked arrangements the Tandem Switched Facility will use the Terminating-Tandem 3rd Party rate when the Telephone Company does not own the tandem. The Tandem Switching charge will not apply.

(C)
|
|
(C)

When the facility is directly trunked to a tandem, Direct Trunked Facility will be measured from the Serving Wire Center to the tandem, Tandem Switched Facility will be measured from the tandem to the Host, and another segment of Tandem Switched Facility will be measured from the Host to the Remote. When the Tandem Switch is the Telephone Company owned tandem then the Tandem Switch rates will use the Terminating-Tandem End Office rates. If the Tandem is owned by a different Telephone Company the Tandem Switch rates will use the Terminating - Tandem 3rd Party rates. A Tandem Switching charge would be applicable at the tandem.

(C)
|
|
|
(C)

(TR90)

ACCESS SERVICE

6. Switched Access Service (Cont'd)6.4 Rate Regulations (Cont'd)6.4.6 Mileage Measurement (Cont'd)(H) Feature Groups B,C, and D - Remote Offices (Cont'd)

When service to the remote is ordered as only Tandem Switched Facility, mileage will be separately measured between the serving wire center and the Host and between the Host and the end office. The Tandem Switching charge would be applicable at the tandem.

(I) Use of Telephone Company Hub

When multiplexing is performed at Telephone Company Hubs, mileage is computed and rates applied separately for each segment of the Local Transport Direct Trunked Facility (i.e., customer serving wire center to Hub, Hub to Hub, and/or Hub to end office).

(TR19)

ACCESS SERVICE

6. Switched Access Service (Cont'd)6.4 Rate Regulations (Cont'd)6.4.7 Mixed Use

Mixed use occurs when Switched Access Service and Special Access Service are provided over the same High Capacity service through a common interface. The regulations governing the provision of Mixed Use Facilities are set forth in 5.2.4 preceding and 7.2.7 following.

6.4.8 Message Unit Credit for Feature Group A

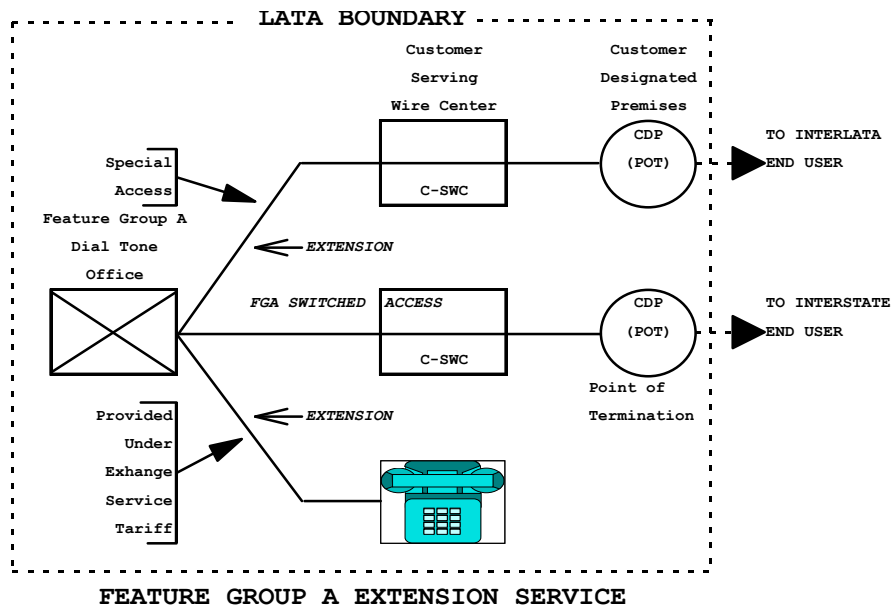
Calls from end users to the seven digit local telephone numbers associated with Feature Group A Switched Access Service are subject to Telephone Company local and/or general exchange service tariff charges (including message unit and toll charges as applicable). The monthly bills rendered to customers for their Feature Group A Switched Access Service will include a credit to reflect any message unit charges collected from their end users under the Telephone Company's local and/or general exchange service tariffs. When the customer is provided FGA service where measurement capability does not exist, the credit will apply to access minutes not to exceed the assumed originating access minutes. No credit will apply for any terminating FGA access minutes. The message unit credit for originating access minutes will be based on the generally applicable message unit charges of the Telephone Company.

(TR19)

ACCESS SERVICE

6. Switched Access Service (Cont'd)6.4 Rate Regulations (Cont'd)6.4.9 Application of Rates for Feature Group A Extension Service

Feature Group A Switched Access Service is available with extensions, i.e., additional terminations of the service at different customer designated premises in the same LATA as the FGA dial tone office or a LATA other than the LATA where the FGA dial tone office is located. Feature Group A extensions within the same LATA and same state as the dial tone office are provided and charged under the Telephone Company's local and/or general exchange service tariffs. Feature Group A extensions located in a LATA other than the LATA where the dial tone office is located or in a different state in the same LATA as the dial tone office are provided and charged as Special Access Service. The rate elements which apply are: A Voice Grade Channel Termination, Channel Mileage, if applicable, and Signaling Capability (optional features and functions), if applicable. All appropriate monthly rates and nonrecurring charges set forth in 17.3.4 following will apply.



In the above example, two CDPs are utilized to better illustrate the concept. From a practical standpoint, both the Switched Access and Special Access Services could be routed via the same CDP.

(TR19)

ACCESS SERVICE

6. Switched Access Service (Cont'd)6.5 Description and Provision of Feature Group A (FGA)6.5.1 Description

- (A) FGA Access, which is available to all customers, provides line side access to Telephone Company end office switches with an associated seven digit local telephone number for the customer's use in originating communications from and terminating communications to an Interexchange Carrier's Interstate Service or a customer - provided interstate communications capability. The customer must specify the Interexchange Carrier to which the FGA service is connected or, in the alternative, specify the means by which the FGA access communications is transported to another state. Special Access Services utilized for connection with FGA at Telephone Company designated WATS Serving Offices as set forth in Section 7. following may be ordered separately by a customer other than the customer which orders the FGA Switched Access Service for the provision of WATS-type services. Special Access Services are ordered as set forth in 5.2 preceding.
- (B) FGA Switching is provided at all end office switches. At the option of the customer, FGA is provided on a single or multiple line group basis and is arranged for originating calling only, terminating calling only, or two-way calling which are specified by the customer's order for service.
- (C) FGA provides a line side termination at the first point of switching (dial tone office). The line side termination will be provided with either ground start supervisory signaling or loop start supervisory signaling. The type of signaling is at the option of the customer.

(TR19)

ACCESS SERVICE

6. Switched Access Service (Cont'd)6.5 Description and Provision of Feature Group A (FGA) (Cont'd)6.5.1 Description (Cont'd)

(D) The Telephone Company shall select the first point of switching, within the selected LATA, at which the line side termination is to be provided unless the customer requests a different first point of switching and Telephone Company facilities and measurement capabilities, where necessary, are available to accommodate such a request.

(E) A seven digit local telephone number assigned by the Telephone Company is provided for access to FGA switching in the originating direction. The seven digit local telephone number will be associated with the selected end office switch and is of the form NXX-XXXX.

If the customer requests a specific seven digit telephone number that is not currently assigned, and the Telephone Company can, with reasonable effort, comply with that request, the requested number will be assigned to the customer.

(F) FGA switching, when used in the terminating direction, is arranged with dial tone start-dial signaling. When used in the terminating direction FGA switching may, at the option of the customer, be arranged for dial pulse or dual tone multifrequency address signaling, subject to availability of equipment at the first point of switching. When FGA switching is provided in a hunt group or uniform call distribution arrangement, all FGA switching will be arranged for the same type of address signaling.

(TR19)

ACCESS SERVICE

6. Switched Access Service (Cont'd)6.5 Description and Provision of Feature Group A (FGA) (Cont'd)6.5.1 Description (Cont'd)

- (G) No address signaling is provided by the Telephone Company when FGA switching is used in the originating direction. Address signaling in such cases, if required by the customer, must be provided by the customer's end user using inband tone signaling techniques. Such inband tone address signals will not be regenerated by the Telephone Company and will be subject to the ordinary transmission capabilities of the Local Transport provided.
- (H) FGA switching, when used in the terminating direction, may be used to access valid NXXs in the LATA, local operator service (0- and 0+), Directory Assistance (411 where available and 555-1212), emergency reporting service (911 where available), exchange telephone repair (611 where available), time or weather announcement services of the Telephone Company, community information services of an information service provider, and other customers' services (by dialing the appropriate digits).

Charges for FGA terminating calls requiring operator assistance or calls to 611 or 911 will only apply where sufficient call details are available. Additional non-access charges will also be billed on a separate account

(TR19)

ACCESS SERVICE

6. Switched Access Service (Cont'd)6.5 Description and Provision of Feature Group A (FGA) (Cont'd)6.5.1 Description (Cont'd)

(H) (Cont'd)

for (1) an operator surcharge, as set forth in the local exchange tariffs, for local operator assistance (0- and 0+) calls, (2) calls to certain community information services, for which rates are applicable under Telephone Company exchange service tariffs, e.g., 976 (DIAL IT) Network Services, and, (3) calls from a FGA line to another customer's service in accordance with that customer's applicable service rates when the Telephone Company performs the billing function for that customer.

(I) When a FGA switching arrangement for an individual customer (a single line or entire hunt group) is discontinued at an end office, an intercept announcement is provided. This arrangement provides, for a limited period of time, an announcement that the service associated with the number dialed has been disconnected.

(J) FGA will be provisioned over an Entrance Facility from the customer's premises to the customer's serving wire center.

FGA service, when used in the originating direction, will be provisioned as Direct Trunked Transport from the first point of switching (i.e., the end office switch where FGA switching dial tone is provided) to the customer's serving wire center.

FGA service, when used in the terminating direction, will be provisioned as Direct Trunked Transport from the customer's serving wire center to the first point of switching and provisioned as Tandem Switched Transport from the first point of switching to the terminating end office.

(TR19)

ACCESS SERVICE

6. Switched Access Service (Cont'd)6.5 Description and Provision of Feature Group A (FGA) (Cont'd)6.5.2 Optional Features

Following are the various nonchargeable optional features that are available in lieu of, or in addition to, the standard features provided with Feature Group A. They are provided as Common Switching, Transport Termination or Local Transport options.

(A) Common Switching Options

Descriptions of the common switching optional features are set forth in 6.9 following.

- (1) Call Denial on Line or Hunt Group
- (2) Service Code Denial on Line or Hunt Group
- (3) Hunt Group Arrangement
- (4) Uniform Call Distribution Arrangement
- (5) Nonhunting Number for Use with Hunt Group or Uniform Call Distribution Arrangement
- (6) Band Advance Arrangement for Use with Special Access Service Utilized in the Provision of WATS-Type Services
- (7) Hunt Group Arrangement for Use with Special Access Service Utilized in the Provision of WATS-Type Services
- (8) Uniform Call Distribution Arrangement for Use with Special Access Service Utilized in the Provision of WATS-Type Services
- (9) Nonhunting Number Associated with a Hunt Group Arrangement or Uniform Call Distribution Arrangement for Use with Special Access Service Utilized in the Provision of WATS-Type Services

(TR19)

ACCESS SERVICE

6. Switched Access Service (Cont'd)6.5 Description and Provision of Feature Group A (FGA) (Cont'd)6.5.2 Optional Features (Cont'd)(B) Transport Termination

- (1) Two-way operation with dial pulse address signaling and loop start supervisory signaling
- (2) Two-way operation with dial pulse address signaling and ground start supervisory signaling
- (3) Two-way operation with dial tone multifrequency address signaling and loop start supervisory signaling
- (4) Two-way operation with dial tone multifrequency address signaling and ground start supervisory signaling
- (5) Terminating operation with dial pulse address signaling and loop start supervisory signaling
- (6) Terminating operation with dial pulse address signaling and ground start supervisory signaling
- (7) Terminating operation with dual tone multifrequency address signaling and loop start supervisory signaling
- (8) Terminating operation with dual tone multifrequency address signaling and ground start supervisory signaling
- (9) Originating operation with loop start supervisory signaling
- (10) Originating operation with ground start supervisory signaling

(C) Local Transport Options

- (1) Supervisory Signaling (as set forth in 15.1.1(E) following)
- (2) Customer Specified Entry Switch Receive Level (as set forth in 15.1.1(E) following)

(TR19)

ACCESS SERVICE

6. Switched Access Service (Cont'd)6.5 Description and Provision of Feature Group A (FGA) (Cont'd)6.5.3 Optional Features Provided In Local Tariffs

Certain other features which may be available in connection with Feature Group A (e.g., Speed Calling, Remote Call Forwarding, Bill Number Screening, IntraLATA extensions) are provided under the Telephone Company's local and/or general exchange service tariffs.

6.5.4 Measuring Access Minutes

Customer Feature Group A traffic to end offices will be measured (i.e., recorded) or assumed by the Telephone Company at end office switches. Originating and terminating calls will be measured (i.e., recorded) or assumed by the Telephone Company to determine the basis for computing chargeable access minutes. In the event the customer message detail is not available because the Telephone Company lost or damaged tapes or incurred recording system outages, the Telephone Company will estimate the volume of lost customer access minutes of use based on previously known values.

For terminating calls over FGA and for originating calls over FGA (when the off-hook supervisory signal is provided by the customer's equipment before the called party answers), the measured minutes are the chargeable access minutes. For originating calls over FGA (when the off-hook supervisory signal is forwarded by the customer's equipment when the called party answers), chargeable originating access minutes are derived from recorded minutes using the same formula as set forth in 6.7.4 following for Feature Group C.

(TR19)

ACCESS SERVICE

6. Switched Access Service (Cont'd)6.5 Description and Provision of Feature Group A (FGA) (Cont'd)6.5.4 Measuring Access Minutes (Cont'd)

For originating calls over FGA, usage measurement begins when the originating FGA first point of switching receives an off-hook supervisory signal forwarded from the customer's point of termination. This off-hook signal may be provided by the customer's equipment before the called party answers, or forwarded by the customer's equipment when the called party answers.

The measurement of originating call usage over FGA ends when the originating FGA first point of switching receives an on-hook supervisory signal from either the originating end user's end office, indicating the originating end user has disconnected, or the customer's point of termination, whichever is recognized first by the first point of switching.

For terminating calls over FGA, usage measurement begins when the terminating FGA first point of switching receives an off-hook supervisory signal from the terminating end user's end office, indicating the terminating end user has answered. The measurement of terminating call usage over FGA ends when the terminating FGA first point of switching receives an on-hook supervisory signal from either the terminating end user's end office, indicating the terminating end user has disconnected, or the customer's point of termination, whichever is recognized first by the first point of switching.

FGA access minutes or fractions thereof, the exact value of the fraction being a function of the switch technology where the measurement is made, are accumulated over the billing period for each line or hunt group, and are then rounded up to the nearest access minute for each line or hunt group.

(TR19)

ACCESS SERVICE

6. Switched Access Service (Cont'd)6.5 Description and Provision of Feature Group A (FGA) (Cont'd)6.5.4 Measuring Access Minutes (Cont'd)

Assumed minutes are used for FGA services which originate or terminate in end offices not equipped with measurement capabilities and in such cases are the chargeable access minutes.

Where originating and terminating measurement capability does not exist for Feature Group A provided to the first point of switching, the number of access minutes will be assumed as set forth in 17.2.4 following.

Where measurement capability exists for either originating or terminating usage, but not both, on a line arranged for two way calling, the number of access minutes per line per month will be assumed usage, as set forth in 17.2.4 following, or the measured usage, whichever is greater. If the usage in the measured direction exceeds the assumed access minutes per line per month, no usage will be assigned in the unmeasured direction. If the measured usage is less than the assumed access minutes per line per month, the usage in the unmeasured direction will be the assumed usage, as set forth in 17.2.4 following, for that unmeasured direction except that the total of measured and assumed minutes in such instances will not exceed the total assumed usage designated for two way calling set forth in 17.2.4 following. If the total exceeds the assumed minutes set forth in 17.2.4 following, the assigned minutes shall be reduced so that the total of measured and unmeasured minutes equals the assumed minutes for two way calling set forth in 17.2.4 following.

Additionally, when the line is arranged for one way calling and there is no measurement capability for that direction, assumed originating access minutes, as set forth in 17.2.4 following, will be assigned for originating calling only lines and assumed terminating access minutes, as set forth in 17.2.4 following, will be assigned for terminating calling only lines.

(TR19)

ACCESS SERVICE

6. Switched Access Service (Cont'd)6.5 Description and Provision of Feature Group A (FGA) (Cont'd)6.5.4 Measuring Access Minutes (Cont'd)

The following matrix illustrates the application of assumed access minutes for FGA as set forth in 17.2.4(A), (B) and (C) following.

<u>Service Ordered As</u>	<u>Can Measure Originating</u>	<u>Can't Measure Originating</u>	<u>Can Measure Terminating</u>	<u>Can't Measure Terminating</u>
Originating Only	Actual	1,510	N/A	N/A
Terminating Only	N/A	N/A	Actual	2,685
Both Originating and Terminating (originating measurement greater than 4,195)	Actual	N/A	N/A	0
Both Originating and Terminating (originating measurement equal or less than 4,195)	Actual	N/A	N/A	0 to 2,685*
Both Originating and Terminating (terminating measurement greater than 4,195)	N/A	0	Actual	N/A
Both Originating and Terminating (terminating measurement equal or less than 4,195)	N/A	0 to 1,510*	Actual	N/A

* Sum of actual and assumed cannot exceed 4,195. Reduce assumed minutes of use if necessary.

(TR19)

ACCESS SERVICE

6. Switched Access Service (Cont'd)6.5 Description and Provision of Feature Group A (FGA) (Cont'd)6.5.4 Measuring Access Minutes (Cont'd)

Notwithstanding the preceding, when Feature Group A is used for the provision of WATS-type service where measurement capability exists at the WATS Serving Office but not at the Feature Group A first point of switching, the measured WATS-type originating and/or terminating minutes of use shall be separately summed and compared to their respective total assumed originating and/or terminating minutes of use. The number of access minutes per line per month will be the assumed or the measured usage, whichever is greater.

6.5.5 Testing Capabilities

FGA is provided, in the terminating direction where equipment is available, with seven digit access to balance (100 type) test line and milliwatt (102 type) test line. In addition to the tests described in 6.2.4 preceding which are included with the installation of service (Acceptance Testing) and as ongoing routine testing, Additional Cooperative Acceptance Testing and Additional Manual Testing are available as set forth in 13.3.1 following.

(TR19)

ACCESS SERVICE

6. Switched Access Service (Cont'd)6.6 Description and Provision of Feature Group B (FGB)6.6.1 Description

- (A) FGB Access, which is available to all customers, provides trunk side access to Telephone Company end office switches with an associated uniform 950-XXXX access code. FGB trunk side access is provided for the customer's use in originating communications from and terminating communications to an Interexchange Carrier's Interstate Service or a customer provided interstate communications capability. The customer must specify the Interexchange Carrier to which the FGB service is connected or, in the alternative, specify the means by which the FGB access communications is transported to another state. Special Access Services utilized for connection with FGB at Telephone Company designated WATS Serving Offices as set forth in Section 7. following may be ordered separately by a customer other than the customer which orders the FGB Switched Access Service for the provision of WATS or WATS-type services. Special Access Services are ordered as set forth in 5.2 preceding.
- (B) FGB, when directly routed to an end office (i.e., provided without the use of an access tandem switch), is provided at appropriately equipped Telephone Company electronic end office switches. When provided via Telephone Company designated electronic access tandem switches, FGB switching is provided at Telephone Company electronic and electromechanical end office switches.

(TR19)

ACCESS SERVICE

6. Switched Access Service (Cont'd)6.6 Description and Provision of Feature Group B (FGB) (Cont'd)6.6.1 Description (Cont'd)

- (C) FGB is provided as trunk side switching through the use of end office or access tandem switch trunk equipment. The switch trunk equipment is provided with wink start start-pulsing signals and answer and disconnect supervisory signaling.
- (D) FGB switching is provided with multifrequency address signaling in both the originating and terminating directions. Except for FGB switching provided with the automatic number identification (ANI) or rotary dial station signaling arrangements as set forth respectively in 6.9.1(F) and 6.9.2(A) following, any other address signaling in the originating direction, if required by the customer, must be provided by the customer's end user using inband tone signaling techniques. Such inband tone address signals will not be regenerated by the Telephone Company and will be subject to the ordinary transmission capabilities of the Local Transport provided.
- (E) The access code for FGB switching is a uniform access code. The form of the uniform access code is 950-XXXX. A uniform access code(s) will be assigned to the customer for the customer's domestic communications and another will be assigned to the customer for its international communications, if required. These access codes will be the assigned access numbers of all FGB switched access service provided to the customer by the Telephone Company.
- (F) The Telephone Company will establish a trunk group or groups for the customer at end office switches or access tandem switches where FGB switching is ordered. When required by technical limitations, a separate trunk group will be established for each type of FGB switching arrangement provided. Different types of FGB or other switching arrangements may be combined in a single trunk group at the option of the Telephone Company.

(TR19)

ACCESS SERVICE

6. Switched Access Service (Cont'd)6.6 Description and Provision of Feature Group B (FGB) (Cont'd)6.6.1 Description (Cont'd)

- (G) FGB switching, when used in the terminating direction, may be used to access valid NXXs in the LATA, time or weather announcement services of the Telephone Company, community information services of an information service provider and other customers' services (by dialing the appropriate digits). When directly routed to an end office, only those valid NXX codes served by that end office may be accessed. When routed through an access tandem, only those valid NXX codes served by end offices subtending the access tandem may be accessed.

The customer will also be billed additional non-access charges for calls to certain community information services for which rates are applicable under Telephone Company exchange service tariffs, e.g., 976 (DIAL-IT) Network Service. Additionally, non-access charges will also be billed for calls from a FGB trunk to another customer's service in accordance with that customer's applicable service rates when the Telephone Company performs the billing function for that customer.

Calls in the terminating direction will not be completed to 950-XXXX access codes, local operator assistance (0- and 0+), Directory Assistance (411 and 555-1212), service codes 611 and 911 or 101XXXX access codes. Calls will be completed to Directory Assistance (NPA-555-1212 or 555-1212) when FGB switching is combined with Directory Assistance (DA) switching. The combination of FGB Switched Access Service with DA service is provided as set forth in Section 9. following. FGB may not be switched, in the terminating direction, to Switched Access Service Feature Groups B, C and D.

(TR19)

ACCESS SERVICE

6. Switched Access Service (Cont'd)6.6 Description and Provision of Feature Group B (FGB) (Cont'd)6.6.1 Description (Cont'd)

- (H) When all FGB switching arrangements are discontinued at an end office and/or in a LATA, an intercept announcement is provided. This arrangement provides, for a limited period of time, an announcement that the service associated with the number dialed has been disconnected.
- (I) For FGB switched access service to a Wireless Switching Center (WSC) directly interconnected to a Telephone Company access tandem office, the customer will be billed only the Local Transport premium rate element for the FGB usage. The mileage used to determine the monthly rate for the local transport rate element is as set forth in 6.4.6(F) preceding.
- (J) A customer who has FGB access may elect to have their FGB traffic routed over FGD trunks at the end office or access tandem. If the customer elects this option the FGB traffic will be rated at FGD rates.

(TR19)

ACCESS SERVICE

6. Switched Access Service (Cont'd)6.6 Description and Provision of Feature Group B (FGB) (Cont'd)6.6.2 Optional Features

Following are descriptions of the various nonchargeable optional features that are available in lieu of, or in addition to, the standard features provided with Feature Group B. They are set forth in (A), (B) and (C) following and are provided as Common Switching, Transport Termination and Local Transport options. Additionally, other optional features provided in local tariffs are set forth in (D) following.

(A) Common Switching Options

Descriptions of the common switching optional features are set forth in 6.9 following.

- (1) Automatic Number Identification (ANI)
- (2) Up to 7 Digit Outpulsing of Access Digits to Customer
- (3) Band Advance Arrangement for Use with Special Access Service Utilized in the Provision of WATS or WATS-Type Services
- (4) Hunt Group Arrangement for Use with Special Access Service Utilized in the Provision of WATS or WATS-Type Services
- (5) Uniform Call Distribution Arrangement for Use with Special Access Service Utilized in the Provision of WATS or WATS-Type Services
- (6) Nonhunting Number Associated with Hunt Group Arrangement or Uniform Call Distribution Arrangement for Use with Special Access Service Utilized in the Provision of WATS or WATS-Type Services

(TR19)

ACCESS SERVICE

6. Switched Access Service (Cont'd)6.6 Description and Provision of Feature Group B (FGB) (Cont'd)6.6.2 Optional Features (Cont'd)(B) Transport Terminations Options(1) Rotary Dial Station Signaling(C) Local Transport Options

(1) Customer Specification of Local Transport Termination

(2) Optional Supervisory Signaling

(3) Customer Specified Entry Switch Receive Level

Inasmuch as these options concern transmission levels and signaling they are set forth in 15.1.1.1 following.

(D) Optional Features Provided In Local Tariffs

Another feature, Bill Number Screening, which may be available in connection with FGB, is provided under the Telephone Company's local and/or general exchange service tariffs.

(TR19)

ACCESS SERVICE

6. Switched Access Service (Cont'd)6.6 Description and Provision of Feature Group B (FGB) (Cont'd)6.6.3 Design and Traffic Routing

For Feature Group B, the trunk directionality and traffic routing of the Switched Access Service between the customer designated premises and the entry switch are determined by the customer's order for service. Additionally, the customer may order the optional feature Customer Specification of Local Transport Termination as set forth in 15.1.1 following.

6.6.4 Measuring Access Minutes

Customer traffic to end offices will be measured (i.e., recorded) or assumed by the Telephone Company at end office switches or access tandem switches. Originating and terminating calls will be measured (i.e., recorded) or assumed by the Telephone Company to determine the basis for computing chargeable access minutes. In the event the customer message detail is not available because the Telephone Company lost or damaged tapes or incurred recording system outages, the Telephone Company will estimate the volume of lost customer access minutes of use based on previously known values.

For both originating and terminating calls over FGB the measured minutes are the chargeable access minutes.

For originating calls over FGB, usage measurement begins when the originating FGB first point of switching receives answer supervision forwarded from the customer's point of termination, indicating the customer's equipment has answered.

(TR19)

ACCESS SERVICE

6. Switched Access Service (Cont'd)6.6 Description and Provision of Feature Group B (FGB) (Cont'd)6.6.4 Measuring Access Minutes (Cont'd)

The measurement of originating call usage over FGB ends when the originating FGB first point of switching receives disconnect supervision from either the originating end user's end office, indicating the originating end user has disconnected, or the customer's point of termination, whichever is recognized first by the first point of switching.

For terminating calls over FGB, usage measurement begins when the terminating FGB first point of switching receives answer supervision from the terminating end user's end office, indicating the terminating end user has answered.

The measurement of terminating call usage over FGB ends when the terminating FGB first point of switching receives disconnect supervision from either the terminating end user's end office, indicating the terminating end user has disconnected, or the customer's point of termination, whichever is recognized first by the first point of switching.

FGB access minutes or fractions thereof, the exact value of the fraction being a function of the switch technology where the measurement is made, are accumulated over the billing period for each end office, and are then rounded up to the nearest access minute for each end office.

Assumed minutes are used for FGB services which originate or terminate in end offices not equipped with measurement capabilities and in such cases are the chargeable access minutes.

(TR19)

ACCESS SERVICE

6. Switched Access Service (Cont'd)6.6 Description and Provision of Feature Group B (FGB) (Cont'd)6.6.4 Measuring Access Minutes (Cont'd)

Where originating and terminating measurement capability does not exist for Feature Group B provided to the first point of switching, the number of access minutes will be assumed, as set forth in 17.2.4 following, when the trunk is arranged for two way calling.

Where measurement capability exists for either originating or terminating usage, but not both, on a trunk arranged for two way calling, the number of access minutes per trunk per month will be assumed usage, as set forth in 17.2.4 following, or the measured usage, whichever is greater. If the usage in the measured direction exceeds the assumed access minutes per trunk per month, no usage will be assigned in the unmeasured direction. If the measured usage is less than the assumed access minutes per trunk per month, the usage in the unmeasured direction will be the assumed usage, as set forth in 17.2.4 following, for that unmeasured direction except that the total of measured and assumed minutes in such instances will not exceed the total assumed usage designated for two way calling set forth in 17.2.4 following. If the total exceeds the assumed minutes set forth in 17.2.4 following, the assigned minutes shall be reduced so that the total of measured and unmeasured minutes equals the assumed minutes for two way calling set forth in 17.2.4 following.

Additionally, when the trunk is arranged for one way calling and there is no measurement capability for that direction, assumed originating access minutes, as set forth in 17.2.4 following, will be assigned for originating calling only lines and assumed terminating access minutes, as set forth in 17.2.4 following, will be assigned for terminating calling only lines.

(TR19)

ACCESS SERVICE

6. Switched Access Service (Cont'd)6.6 Description and Provision of Feature Group B (FGB) (Cont'd)6.6.4 Measuring Access Minutes (Cont'd)

The following matrix illustrates the application of assumed access minutes for FGB as set forth in 17.2.4(D), (E) and (F) following.

<u>Service Ordered As</u>	<u>Can Measure Originating</u>	<u>Can't Measure Originating</u>	<u>Can Measure Terminating</u>	<u>Can't Measure Terminating</u>
Originating Only	Actual	3,132	N/A	N/A
Terminating Only	N/A	N/A	Actual	5,568
Both Originating and Terminating (originating measurement greater than 8,700)	Actual	N/A	N/A	0
Both Originating and Terminating (originating measurement equal or less than 8,700)	Actual	N/A	N/A	0 to 5,568*
Both Originating and Terminating (terminating measurement greater than 8,700)	N/A	0	Actual	N/A
Both Originating and Terminating (terminating measurement equal or less than 8,700)	N/A	0 to 3,132*	Actual	N/A

* Sum of actual and assumed cannot exceed 8,700. Reduce assumed minutes of use if necessary.

(TR19)

ACCESS SERVICE

6. Switched Access Service (Cont'd)6.6 Description and Provision of Feature Group B (FGB) (Cont'd)6.6.4 Measuring Access Minutes (Cont'd)

Notwithstanding the preceding, when Feature Group B is used for the provision of WATS or WATS-type service where measurement capability exists at the WATS Serving Office but not at the Feature Group B first point of switching, the measured WATS or WATS-type originating and/or terminating minutes of use shall be separately summed and compared to their respective total assumed originating and/or terminating minutes of use. The number of minutes per trunk per month will be the assumed or the measured usage, whichever is greater.

When Feature Group B is ordered at an access tandem and end office specific usage measurement is not available, the actual or assumed originating and/or terminating minutes of use as determined by the exchange carrier providing the access tandem will be apportioned among all subtending end offices. For each end office, such apportionment shall be based on the ratio of the total number of subscriber lines in each end office subtending the access tandem to the total number of subscriber lines associated with all end offices subtending the access tandem. For purposes of administering this regulation, subscriber lines are defined as exchange service lines, Centrex lines and Centrex-type lines provided by the telephone companies under local and/or general exchange service tariffs. The resulting ratio for each end office is then applied to the total access area originating and/or terminating minutes of use to determine originating and/or terminating minutes of use to be assigned for billing purposes to each subtending end office in the access area.

The ratio used to calculate the access minutes will be determined by the Telephone Company and provided to the customer upon his request within 15 days of the receipt of such request.

(TR19)

ACCESS SERVICE

6. Switched Access Service (Cont'd)6.6 Description and Provision of Feature Group B (FGB) (Cont'd)6.6.5 Testing Capabilities

FGB is provided, in the terminating direction where equipment is available, with seven digit access to balance (100 type) test line, milliwatt (102 type) test line, nonsynchronous or synchronous test line, automatic transmission measuring (105 type) test line, data transmission (107 type) test line, loop around test line, short circuit test line and open circuit test line. In addition to the tests described in 6.2.4 preceding which are included with the installation of service (Acceptance Testing) and as ongoing routine testing, Additional Cooperative Acceptance Testing, Additional Automatic Testing, and Additional Manual Testing are available as set forth in 13.3.1 following.

(TR19)

ACCESS SERVICE

6. Switched Access Service (Cont'd)6.7 Description and Provision of Feature Group C (FGC)6.7.1 Description

- (A) FGC Access provides trunk side access to Telephone Company end office switches for the customer's use in originating and terminating communications. Originating and terminating FGC Access is available to providers of MTS and WATS. Originating FGC Access is available to all customers when used to provide the Interim NXX Translation optional feature or 800/888/877 Data Base service. Terminating FGC access is available to all customers other than providers of MTS and WATS when such access is used in conjunction with the provision of the Interim NXX Translation optional feature or 800/888/877 Data Base service, but only for purposes of testing. Existing FGC Access will be converted to FGD Access when FGD Access becomes available in an end office. Special Access Services utilized for connection with FGC at Telephone Company designated WATS Serving Offices as set forth in Section 7. following may be ordered separately by a customer other than the customer which orders the FGC Switched Access Service (i.e., a provider of MTS and WATS) for the provision of WATS Services. Special Access Services are ordered as set forth in 5.2.2 preceding.

(TR19)

ACCESS SERVICE

6. Switched Access Service (Cont'd)6.7 Description and Provision of Feature Group C (FGC) (Cont'd)6.7.1 Description (Cont'd)

- (B) FGC switching is provided at all end office switches unless FGD end office switching is provided in the same office. When FGD switching is available, FGC switching will not be provided. FGC is provided at Telephone Company end office switches on a direct trunk basis or via Telephone Company designated access tandem switches. FGC switching is furnished to providers of MTS and WATS. Additionally, originating FGC switching is available to all customers when used to provide the Interim NXX Translation optional feature or 800/888/877 Data Base service. Terminating FGC switching is available to all customers who are not MTS and WATS providers only when such terminating access is for purposes of testing FGC facilities provided in conjunction with the Interim NXX Translation optional feature or 800/888/877 Data Base service.
- (C) FGC is provided as trunk side switching through the use of end office or access tandem switch trunk equipment. The switch trunk equipment is provided with answer and disconnect supervisory signaling. Wink start start-pulsing signals are provided in all offices where available. In those offices where wink start start-pulsing signals are not available, delay dial start-pulsing signals will be provided, unless immediate dial pulse signaling is provided, in which case no start-pulsing signals are provided.

(TR19)

ACCESS SERVICE

6. Switched Access Service (Cont'd)6.7 Description and Provision of Feature Group C (FGC) (Cont'd)6.7.1 Description (Cont'd)

- (D) FGC is provided with MF or SS7 signaling where technically feasible. Where both MF address and SS7 signaling are unavailable at Telephone Company switching offices, dial pulse or immediate dial pulse signaling will be used. Up to 12 digits of the called party number dialed by the customer's end user using dual tone MF signaling, SS7 signaling or dial pulse address signals will be provided by Telephone Company equipment to the customer's premises where the Switched Access Service terminates. Such called party number signals will be subject to the ordinary transmission capabilities of the Local Transport provided.
- (E) No access code is required for FGC switching. The telephone number dialed by the customer's end user shall be a seven or ten digit number for calls in the North American Numbering Plan (NANP). For international calls outside the NANP, a seven to twelve digit number may be dialed. The form of the numbers dialed by the customer's end user is NXX-XXXX, 0 or 1 + NXX-XXXX, NPA + NXX-XXXX, 0 or 1 + NPA + NXX-XXXX, and, when the end office is equipped for International Direct Distance Dialing (IDDD), 01 + CC + NN or 011 + CC + NN.

(TR19)

ACCESS SERVICE

6. Switched Access Service (Cont'd)6.7 Description and Provision of Feature Group C (FGC) (Cont'd)6.7.1 Description (Cont'd)

- (F) FGC switching, when used in the terminating direction, may be used to access valid NXXs in the LATA, time or weather announcement services of the Telephone Company, community information services of an information provider, and other customer's services (by dialing the appropriate codes) when the services can be reached using valid NXX codes. When directly routed to an end office, only those valid NXX codes served by that office may be accessed. When routed through an access tandem, only those valid NXX codes served by offices subtending the access tandem may be accessed. Where measurement capabilities exist, the customer will also be billed additional non-access charges for calls to certain community information services, for which rates are applicable under Telephone Company exchange service tariffs, e.g., 976 (DIAL IT) Network Services. Additionally, non-access charges will also be billed for calls from a FGC trunk to another customer's service in accordance with that customer's applicable service rates when the Telephone Company performs the billing function for that customer. Calls in the terminating direction will not be completed to 950-XXXX access codes, local operator assistance (0- and 0+), Directory Assistance (411 and 555-1212), service codes 611 and 911 and or 101XXXX access codes. Calls will be completed to Directory Assistance (NPA-555-1212 or 555-1212) when FGC switching is combined with Directory Assistance switching. The combination of FGC Switched Access Service with DA Service is provided as set forth in Section 9. following. FGC may not be switched, in the terminating direction, to Switched Access Service Feature Groups B, C or D.

(TR19)

ACCESS SERVICE

6. Switched Access Service (Cont'd)6.7 Description and Provision of Feature Group C (FGC) (Cont'd)6.7.1 Description (Cont'd)

- (G) The Telephone Company will establish a trunk group or groups for the customer at end office switches or access tandem switches where FGC switching is provided. When required by technical limitations, a separate trunk group will be established for each type of FGC switching arrangement provided. Different types of FGC or other switching arrangements may be combined in a single trunk group at the option of the Telephone Company.
- (H) Unless prohibited by technical limitations the providers of MTS and WATS may, at their option, combine Interim NXX Translation and/or 800/888/877 Data Base traffic in the same trunk group arrangement with their non-Interim NXX Translation traffic. When required by technical considerations, or when provided to a customer other than the provider of MTS and WATS, or at the request of the customer (i.e., provider of MTS and WATS), a separate trunk group will be established for Interim NXX Translation traffic and/or 800/888/877 Data Base.

(TR19)

ACCESS SERVICE

6. Switched Access Service (Cont'd)6.7 Description and Provision of Feature Group C (FGC) (Cont'd)6.7.2 Optional Features

Following are descriptions of the various nonchargeable and chargeable optional features that are available in lieu of, or in addition to, the standard features provided with Feature Group C. Nonchargeable optional features are provided as Common Switching, Transport Termination and Local Transport options as set forth in (A) through (C) following. Chargeable optional features are set forth in (D) following.

(A) Common Switching Options

Descriptions of the common switching optional features are set forth in 6.9 following.

- (1) Automatic Number Identification (ANI)
- (2) Signaling Options
 - (a) Delay Dial Start-Pulsing Signaling
 - (b) Immediate Dial Pulse Address Signaling
 - (c) Dial Pulse Address Signaling
- (3) Service Class Routing
- (4) Alternate Traffic Routing
- (5) Trunk Access Limitation
- (6) Band Advance Arrangement Associated with Special Access Service Utilized in the Provision of WATS Service
- (7) End Office End User Line Service Screening for Use with Special Access Service Utilized in the Provision of WATS Service
- (8) Hunt Group Arrangement for Use with Special Access Service Utilized in the Provision of WATS Service

(TR19)

ACCESS SERVICE

6. Switched Access Service (Cont'd)6.7 Description and Provision of Feature Group C (FGC) (Cont'd)6.7.2 Optional Features (Cont'd)(A) Common Switching Options (Cont'd)

(9) Uniform Call Distribution Arrangement for Use with Special Access Service Utilized in the Provision of WATS Services

(10) Nonhunting Number Associated with a Hunt Group Arrangement or Uniform Call Distribution Arrangement for Use with Special Access Service Utilized in the Provision of WATS Services

(B) Transport Termination Options

(1) Operator Trunk - Coin, Non-Coin, or Combined Coin and Non-Coin

The Operator Trunk option is set forth in 6.9.2(B) following.

(C) Local Transport Options

(1) Supervisory Signaling

The Supervisory Signaling optional feature, due to its technical nature, is set forth in 15.1.1 following.

(2) SS7 Signaling

The SS7 optional feature allows the customer to receive signals for out of band call set up and is available with Feature Group C Switched Access Service. This option requires a signaling connection between the customer's designated premise and an Signaling Transfer Point (STP). The SS7 optional feature is provisioned for two-way exchange of signaling information and is only available at appropriately equipped Telephone Company switches.

(D) Chargeable Optional Features

(1) Interim NXX Translation

The Interim NXX Translation Optional Feature is set forth in 6.10.1 following.

(TR19)

ACCESS SERVICE

6. Switched Access Service (Cont'd)6.7 Description and Provision of Feature Group C (FGC) (Cont'd)6.7.3 Design and Traffic Routing

For Feature Group C, the Telephone Company shall design and determine the routing of Switched Access Service. Tandem Switched Transport the Telephone Company will design and determine the routing from the first point of switching to the end office. The Telephone Company shall also decide if capacity is to be provided by originating only, terminating only, or two-way trunk groups. Finally, the Telephone Company will decide whether trunk side access will be provided through the use of two-wire or four-wire trunk terminating equipment.

Selection of facilities and equipment and traffic routing of the service are based on standard engineering methods, available facilities and equipment, and actual traffic patterns. If the customer desires routing or directionality different from that determined by the Telephone Company, the Telephone Company will work cooperatively with the customer in determining (1) whether the service is to be routed directly to an end office or through an access tandem switch and (2) the directionality of the service.

(TR19)

ACCESS SERVICE

6. Switched Access Service (Cont'd)6.7 Description and Provision of Feature Group C (FGC) (Cont'd)6.7.4 Measuring Access Minutes

Customer traffic to end offices will be measured (i.e., recorded) by the Telephone Company at end office switches or access tandem switches. Originating and terminating calls will be measured or imputed by the Telephone Company to determine the basis for computing chargeable access minutes. In the event the customer message detail is not available because the Telephone Company lost or damaged tapes or incurred recording system outages, the Telephone Company will estimate the volume of lost customer access minutes of use based on previously known values.

For terminating calls over FGC when measurement capability exists, the measured minutes are the chargeable access minutes. For originating calls over FGC, chargeable originating access minutes are derived from recorded minutes in the following manner:

Step 1: Obtain recorded originating minutes and messages, from the appropriate recording data.

Step 2: Obtain the total attempts by dividing the originating measured messages by the completion ratio. Completion ratios (CR) are obtained separately for the major call categories such as DDD, operator, 500, 700, 800, 888, 900, directory assistance and international from a sample study which analyzes the ultimate completion status of the total attempts which receive acknowledgement from the customer. That is, Measured Messages divided by Completion Ratio equals Total Attempts.

(TR19)

ACCESS SERVICE

6. Switched Access Service (Cont'd)6.7 Description and Provision of Feature Group C (FGC) (Cont'd)6.7.4 Measuring Access Minutes (Cont'd)

Step 3: Obtain the total non-conversation time additive (NCTA) by multiplying the total attempts (obtained in Step 2) by the NCTA per attempt ratio. The NCTA per attempt ratio is obtained from the sample study identified in Step 2 by measuring the non-conversation time associated with both completed and incompleted attempts. The total NCTA is the time on a completed attempt from customer acknowledgement of receipt of call to called party answer (set up and ringing) plus the time on an incompleted attempt from customer acknowledgment of call until the access tandem or end office receives a disconnect signal (ring - no answer, busy or network blockage). That is, Total Attempts times Non-Conversation Time per Attempt Ratio equals Total NCTA.

Step 4: Obtain total chargeable originating access minutes by adding the total NCTA (obtained in Step 3) to the recorded originating measured minutes (obtained in Step 1). That is, Measured Minutes plus NCTA equals Chargeable Originating Access Minutes.

(TR19)

ACCESS SERVICE

6. Switched Access Service (Cont'd)6.7 Description and Provision of Feature Group C (FGC) (Cont'd)6.7.4 Measuring Access Minutes (Cont'd)

Following is an example which illustrates how the chargeable originating access minutes are derived from the measured originating minutes using this formula.

Where: Measured Minutes (M. Min.) = 7,000
Measured Messages (M. Mes.) = 1,000
Completion Ratio (CR) = .75
NCTA per Attempt = .4

$$(1) \quad \text{Total Attempts} = \frac{1,000 (\text{M. Mes.})}{.75 (\text{CR})} = 1,333.3$$

$$(2) \quad \text{Total NCTA} = .4 (\text{NCTA per Attempt}) \times 1,333.33 = 533.33$$

$$(3) \quad \text{Total Chargeable Originating Access Minutes} = 7,000 (\text{M. Min}) + 533.33 (\text{NCTA}) = 7,533.33$$

FGC access minutes or fractions thereof, the exact value of the fraction being a function of the switch technology where the measurement is made, are accumulated over the billing period for each end office, and are then rounded up to the nearest access minute for each end office.

(TR19)

ACCESS SERVICE

6. Switched Access Service (Cont'd)6.7 Description and Provision of Feature Group C (FGC) (Cont'd)6.7.4 Measuring Access Minutes (Cont'd)Originating Usage

For originating calls over FGC provided with MF signaling, usage measurement begins when the originating FGC first point of switching receives answer supervision from the customer's point of termination, indicating the called party has answered.

For originating calls over FGC provided with SS7 signaling when the FGC end office is not routed through an access tandem for connection to the customer, usage measurement begins when the SS7 Initial Address Message is sent from the SSP to the STP. For originating calls over FGC provided with SS7 Signaling when the FGC end office is routed through an access tandem for connection to the customer, usage measurement begins when the FGC end office receives the SS7 Exit Message from the tandem.

The measurement of originating call usage over FGC provided with MF signaling ends when the originating FGC first point of switching receives disconnect supervision from either the originating end user's end office, indicating the originating end user has disconnected, or the customer's point of termination, whichever is recognized first by the first point of switching.

The measurement of originating call usage over FGC provided with SS7 signaling ends when the originating FGC end office receives an SS7 Release Message indicating either the originating or terminating end user has disconnected.

(TR19)

ACCESS SERVICE

6. Switched Access Service (Cont'd)6.7 Description and Provision of Feature Group C (FGC) (Cont'd)6.7.4 Measuring Access Minutes (Cont'd)Terminating Usage

For terminating calls over FGC, the chargeable access minutes are either measured or derived. For terminating calls over FGC, where measurement capability does not exist, terminating FGC usage is derived from originating usage, excluding usage from calls to closed end services.

For terminating calls over FGC provided with MF signaling where measurement capability exists, the measurement of chargeable access minutes begins when the terminating FGC first point of switching receives answer supervision from the terminating end user's end office, indicating the terminating end user has answered. This measurement ends when the terminating FGC first point of switching receives an on-hook supervisory signal from the terminating end user's end office, indicating the terminating end user has disconnected, or the customer's point of termination, whichever is recognized first by the first point of switching.

For terminating calls over FGC with SS7 signaling, usage measurement begins when the terminating recording switch receives answer supervision from the terminating end user. The Telephone Company switch receives answer supervision and sends the indication to the customer in the form of Answer Message. The measurement of terminating FGC call usage ends when the entry switch receives or sends the Release Message, whichever occurs first.

(TR19)

ACCESS SERVICE

6. Switched Access Service (Cont'd)6.7 Description and Provision of Feature Group C (FGC) (Cont'd)6.7.5 Design Blocking Probability

The Telephone Company will design the facilities used in the provision of Switched Access Service FGC to meet the blocking probability criteria as set forth in (A) and (B) following.

- (A) For Feature Group C, the design blocking objective will be no greater than one percent (.01) between the point of termination at the customer's designated premises and the first point of switching when traffic is directly routed without an alternate route. Standard traffic engineering methods will be used by the Telephone Company to determine the number of transmission paths required to achieve this level of blocking.
- (B) The Telephone Company will perform routine measurement functions to assure that an adequate number of transmission paths are in service. The Telephone Company will recommend that additional capacity (i.e., busy hour minutes of capacity) be ordered by the customer when additional paths are required to reduce the measured blocking to the designed blocking level. For the capacity ordered, the design blocking objective is assumed to have been met if the routine measurements show that the measured blocking does not exceed the threshold listed in the following tables.

(TR19)

ACCESS SERVICE

6. Switched Access Service (Cont'd)6.7 Description and Provision of Feature Group C (FGC) (Cont'd)6.7.5 Design Blocking Probability

(B) (Cont'd)

- (1) For transmission paths carrying only first routed traffic direct between an end office and customer's designated premises without an alternate route, and for paths carrying only overflow traffic, the measured blocking thresholds are as follows:

Number of Transmission Paths Per Trunk Group	Measured blocking thresholds in time consistent busy hour for the number of measurements taken between 8:00 a.m. and 11:00 p.m. per trunk group			
	15-20 Measurements	11-14 Measurements	7-10 Measurements	3-6 Measurements
2	7.0%	8.0%	9.0%	14.0%
3	5.0%	6.0%	7.0%	9.0%
4	5.0%	6.0%	7.0%	8.0%
5-6	4.0%	5.0%	6.0%	7.0%
7 or more	3.0%	3.5%	4.0%	6.0%

- (2) For transmission paths carrying first routed traffic between an end office and customer's premises via an access tandem, the measured blocking thresholds are as follows:

Number of Transmission Paths Per Trunk Group	Measured blocking thresholds in time consistent busy hour for the number of measurements taken between 8:00 a.m. and 11:00 p.m. per trunk group			
	15-20 Measurements	11-14 Measurements	7-10 Measurements	3-6 Measurements
2	4.5%	5.5%	6.0%	9.5%
3	3.5%	4.0%	4.5%	6.0%
4	3.5%	4.0%	4.5%	5.5%
5-6	2.5%	3.5%	4.0%	4.5%
7 or more	2.0%	2.5%	3.0%	4.0%

(TR19)

ACCESS SERVICE

6. Switched Access Service (Cont'd)6.7 Description and Provision of Feature Group C (FGC) (Cont'd)6.7.6 Testing Capabilities

FGC is provided, in the terminating direction where equipment is available, with seven digit access to balance (100 type) test line, milliwatt (102 type) test line, nonsynchronous or synchronous test line, automatic transmission measuring (105 type) test line, data transmission (107 type) test line, loop around test line, short circuit test line and open circuit test line. In addition to the tests described in 6.2.4 preceding which are included with the installation of service (Acceptance Testing) and as ongoing routine testing, Additional Cooperative Acceptance Testing, Additional Automatic Testing and Additional Manual Testing are available as set forth in 13.3.1 following.

(TR19)

ACCESS SERVICE

6. Switched Access Service (Cont'd)6.8 Description and Provision of Feature Group D (FGD)6.8.1 Description

- (A) FGD Access, which is available to all customers, provides trunk side access to Telephone Company end office switches. Special Access Services utilized for connection with FGD at Telephone Company designated WATS Serving offices as set forth in Section 7. following may be ordered separately by a customer other than the customer which orders the FGD Switched Access Service for the provision of WATS or WATS-type services. Special Access Services are ordered as set forth in 5.2.2 preceding.
- (B) FGD is provided at Telephone Company designated end office switches whether routed directly or via Telephone Company designated electronic access tandem switches.
- (C) FGD is provided as trunk side switching through the use of end office or access tandem switch trunk equipment. The switch trunk equipment is provided with wink start start-pulsing signals and answer and disconnect supervisory signaling.
- (D) FGD switching is provided with multifrequency address signaling. Up to 12 digits of the called party number dialed by the customer's end user using dual tone multifrequency or dial pulse address signals will be provided by Telephone Company equipment to the customer's premises where the Switched Access Service terminates. Such address signals will be subject to the ordinary transmission capabilities of the Local Transport provided.

(TR19)

ACCESS SERVICE

6. Switched Access Service (Cont'd)6.8 Description and Provision of Feature Group D (FGD) (Cont'd)6.8.1 Description (Cont'd)

- (E) FGD switching, when used in the terminating direction, may be used to access valid NXXs in the LATA, time or weather announcement services of the Telephone Company, community information services of an information service provider, and other customers' services (by dialing the appropriate codes) when such services can be reached using valid NXX codes. When directly routed to an end office, only those valid NXX codes served by that office may be accessed. When routed through an access tandem, only those valid NXX codes served by end offices subtending the access tandem may be accessed. The customer will also be billed additional non-access charges for calls to certain community information services, for which rates are applicable under Telephone Company exchange service tariffs, e.g., 976 (DIAL-IT) Network Service. Additionally, non-access charges will also be billed for calls from a FGD trunk to another customer's service in accordance with that customer's applicable service rates when the Telephone Company performs the billing function for that customer. Calls in the terminating direction will not be completed to 950-XXXX access codes, local operator assistance (0- and 0+), Directory Assistance (411 and 555-1212), service codes 611 and 911 or 101XXXX access codes. Calls will be completed to Directory Assistance (NPA-555-1212 or 555-1212) when FGD switching is combined with Directory Assistance switching. The combination of FGD Switched Access Service with DA Service is provided as set forth in Section 9. following. FGD may not be switched, in the terminating direction, to Switched Access Service Feature Groups B, C or D.

(TR19)

ACCESS SERVICE

6. Switched Access Service (Cont'd)6.8 Description and Provision of Feature Group D (FGD) (Cont'd)6.8.1 Description (Cont'd)

- (F) The Telephone Company will establish a trunk group or groups for the customer at end office switches or access tandem switches where FGD switching is provided. When required by technical limitations, a separate trunk group will be established for each type of FGD switching arrangement provided. Different types of FGD or other switching arrangements may be combined in a single trunk group at the option of the Telephone Company.
- (G) The access code for FGD switching is a uniform access code of the form 101XXXX. A uniform access code(s) will be the assigned number of all FGD access provided to the customer by the Telephone Company. No access code is required for calls to a customer over FGD Switched Access Service if the end user's telephone exchange service is arranged for presubscription to that customer, as set forth in 13.4 following.

Where no access code is required, the number dialed by the customer's end user shall be a seven or ten digit number for calls in the North American Numbering Plan (NANP). For international calls outside the NANP, a seven to twelve digit number may be dialed. The form of the numbers dialed by the customer's end user is NXX-XXXX, 0 or 1 + NXX-XXXX, NPA + NXX-XXXX, 0 or 1 + NPA + NXX-XXXX, and, when the end office is equipped for International Direct Distance Dialing (IDDD), 01 + CC + NN or 011 + CC + NN.

When the 101XXXX access code is used, FGD switching also provides for dialing the digit 0 for access to the customer's operator, 911 for access to the Telephone Company's emergency reporting service, or the end-of-dialing digit (#) for cut-through access to the customer designated premises.

(TR19)

ACCESS SERVICE

6. Switched Access Service (Cont'd)6.8 Description and Provision of Feature Group D (FGD) (Cont'd)6.8.1 Description (Cont'd)

- (H) FGD switching will be arranged to accept calls from telephone exchange service locations without the need for dialing the 101XXXX uniform access code. Each telephone exchange service line may be marked with a code to identify which 101XXXX code its calls will be directed to for interLATA service.
- (I) Unless prohibited by technical limitations, the customer's Interim NXX Translation and/or 800/888/877 Data Base traffic may, at the option of the customer, be combined in the same trunk group arrangement with the customer's non-Interim NXX Translation and/or 800/888/877 Data Base traffic. When required by technical limitations, or at the request of the customer, a separate trunk group will be established for Interim NXX Translation and/or 800/888/877 Data Base traffic.
- (J) When a customer has had FGB access in an end office and subsequently replaces the FGB access with FGD access, at the mutual agreement of the customer and the Telephone Company, the Telephone Company will direct calls dialed by the customer's end users using the customer's previous FGB access code to the customer's FGD access service. The customer must be prepared to handle normally dialed FGD calls, as well as calls dialed with the FGB access code which requires the customer to receive additional address signaling from the end user. Such calls will be rated as FGD. The Telephone Company may, with 90 days' written notice to the customer, discontinue this arrangement.
- (K) For FGD switched access service to a Mobile Telephone Switching Office (MTSO) directly interconnected to a Telephone Company access tandem office, the customer will be billed only the Local Transport premium rate element for the FGD usage. The mileage used to determine the monthly rate for the local transport rate element is as set forth in 6.4.6(F) preceding.
- (L) A customer who has FGB access may elect to have their FGB traffic routed over FGD trunks at the end office or access tandem. If the customer elects this option the FGB traffic will be rated at FGD rates.

(TR19)

ACCESS SERVICE

6. Switched Access Service (Cont'd)6.8 Description and Provision of Feature Group D (FGD) (Cont'd)6.8.2 Optional Features

Following are the various nonchargeable and chargeable optional features that are available in lieu of, or in addition to, the standard features provided with Feature Group D. Nonchargeable Optional Features are provided as Common Switching, Transport Termination and Local Transport options as set forth in (A) through (C) following. Chargeable optional features are set forth in (D) following.

(A) Common Switching Options

Descriptions of the common switching optional features are set forth in 6.9 following.

- (1) Automatic Number Identification (ANI)
- (2) Service Class Routing
- (3) Alternate Traffic Routing
- (4) Trunk Access Limitation
- (5) Call Gapping Arrangement
- (6) International Carrier Option
- (7) Band Advance Arrangement for Use with Special Access Service Utilized in the Provision of WATS or WATS-Type Services
- (8) End Office End User Line Service Screening for Use with Special Access Service Utilized in the Provision of WATS or WATS-Type Services
- (9) Hunt Group Arrangement for Use with Special Access Service Utilized in the Provision of WATS or WATS-Type Services

(TR19)

ACCESS SERVICE

6. Switched Access Service (Cont'd)6.8 Description and Provision of Feature Group D (FGD) (Cont'd)6.8.2 Optional Features (Cont'd)(A) Common Switching Options (Cont'd)

(10) Uniform Call Distribution Arrangement for Use with Special Access Service Utilized in the Provision of WATS or WATS-Type Services

(11) Nonhunting Number Associated with Hunt Group Arrangement or Uniform Call Distribution Arrangement for Use with Special Access Service Utilized in the Provision of WATS or WATS-Type Services

(12) Digital Switched 56 Service

(B) Transport Termination Options(1) Operator Trunk - Full Feature

The Operator Trunk optional feature is set forth in 6.9.2(C) following.

(C) Local Transport Options(1) Supervisory Signaling

The Supervisory Signaling optional feature, due to its technical nature, is set forth in 15.1.1 following.

(2) Signaling System 7 (SS7)

The SS7 optional feature allows the customer to receive signals for out of band call set up and is available with FGD. This option requires a signaling connection between the customer's designated premise and an STP. The SS7 optional feature is provisioned for two-way exchange of signaling information and is only available at appropriately equipped Telephone Company switches.

(3) Multifrequency Address Signaling(4) Calling Party Number (CPN) Parameter(5) Charge Number Parameter (CNP)(6) Carrier Selection Parameter (CSP)

(TR19)

ACCESS SERVICE

6. Switched Access Service (Cont'd)

6.8 Description and Provision of Feature Group D (FGD) (Cont'd)

6.8.2 Optional Features (Cont'd)

(D) Chargeable Optional Features

(1) Interim NXX Translation

The Interim NXX Translation Optional Feature is set forth in 6.10.1 following.

(2) 800/888/877 Data Base Access Service

The 800/888/877 Data Base Access Service is provided as set forth in 6.10.2 following.

(TR19)

ACCESS SERVICE

6. Switched Access Service (Cont'd)6.8 Description and Provision of Feature Group D (FGD) (Cont'd)6.8.3 Design and Traffic Routing

For Feature Group D, the Telephone Company shall design and determine the routing of Tandem Switched Access Transport service, including the selection of the first point of switching and the selection of facilities from the interface to any switching point and to the end offices where busy hour minutes of capacity are ordered. The Telephone Company shall also decide if capacity is to be provided by originating only, terminating only, or two-way trunk groups. Finally, the Telephone Company will decide whether trunk side access will be provided through the use of two-wire or four-wire trunk terminating equipment.

For Feature Group D Direct Trunked Transport service, the Telephone Company will determine the routing of switched access service from the point of interface to the first point of switching or, if the customer specifies one or more hub locations for multiplexing, from the point of interface to the hub location, from one hub location to another hub location, and/or from a hub location to the first point of switching.

Selection of facilities and equipment and traffic routing of the service are based on standard engineering methods, available facilities and equipment, and actual traffic patterns. If the customer desires routing or directionality different from that determined by the Telephone Company, the Telephone Company will work cooperatively with the customer in determining (1) whether the service is to be routed directly to an end office or through an access tandem switch and (2) the directionality of the service. Those Telephone Company offices providing equal access through centralized arrangements are identified in NATIONAL EXCHANGE CARRIER ASSOCIATION, INC. TARIFF F.C.C. NO. 4.

6.8.4 Measuring Access Minutes

Customer traffic to end offices will be recorded at end office switches or access tandem switches. Originating and terminating calls will be measured or imputed to determine the basis for computing chargeable access minutes. In the event the customer message detail is not available because the Telephone Company lost or damaged tapes or incurred recording system outages, the Telephone Company will estimate the volume of lost customer access minutes of use based on previously known values.

(TR19)

ACCESS SERVICE

6. Switched Access Service (Cont'd)6.8 Description and Provision of Feature Group D (FGD) (Cont'd)6.8.4 Measuring Access Minutes (Cont'd)Originating Usage

For originating calls over FGD the measured minutes are the chargeable access minutes.

For originating calls over FGD, provided with MF signaling, usage measurement begins when the originating FGD first point of switching receives the first wink supervisory signal forwarded from the customer's point of termination.

For originating calls over FGD provided with SS7 signaling when the FGD end office is not routed through an access tandem for connection to the customer, usage measurement begins when the SS7 Initial Address Message is sent from the SSP to the STP. For originating calls over FGD provided with SS7 signaling when the FGD end office is routed through a tandem for connection to the customer, usage measurement begins when the FGD end office receives the SS7 Exit Message from the tandem.

The measurement of originating call usage over FGD provided with MF signaling ends when the originating FGD first point of switching receives disconnect supervision from either the originating end user's end office, indicating the originating end user has disconnected, or the customer's point of termination, whichever is recognized first by the first point of switching.

The measurement of originating call usage over FGD provided with SS7 signaling ends when the originating FGD end office receives an SS7 Release Message indicating either the originating or terminating end user has disconnected.

(TR19)

ACCESS SERVICE

6. Switched Access Service (Cont'd)6.8 Description and Provision of Feature Group D (FGD) (Cont'd)6.8.4 Measuring Access Minutes (Cont'd)Terminating Usage

For terminating calls over FGD the chargeable access minutes are either measured or derived.

For terminating calls over FGD provided with MF signaling, where measurement capability exists, the measurement of chargeable access minutes begins when the terminating FGD first point of switching receives answer supervision from the terminating end user's end office, indicating the terminating end user has answered. This measurement ends when the terminating FGD first point of switching receives disconnect supervision from either the terminating end user's end office, indicating the terminating end user has disconnected, or the customer's point of termination, whichever is recognized first by the first point of switching.

For terminating calls over FGD, where measurement capability does not exist, terminating FGD usage is imputed from originating usage, excluding usage from calls to closed end services or Directory Assistance Services.

For terminating calls over FGD with SS7 signaling, usage measurement begins when the terminating recording switch receives answer supervision from the terminating end user. The Telephone Company switch receives answer supervision and sends the indication to the customer in the form of an Answer Message. The measurement of terminating FGD call usage ends when the entry switch receives or sends a Release Message, whichever occurs first.

(TR19)

ACCESS SERVICE

6. Switched Access Service (Cont'd)6.8 Description and Provision of Feature Group D (FGD) (Cont'd)6.8.5 Design Blocking Probability

The Telephone Company will design the facilities used in the provision of Switched Access Service FGD to meet the blocking probability criteria as set forth in (A) and (B) following.

- (A) For Feature Group D, the design blocking objective will be no greater than one percent (.01) between the point of termination at the customer's designated premises and the end office switch, whether the traffic is directly routed without an alternate route or routed via an access tandem. Standard traffic engineering methods as set forth in reference document Telecommunications Transmission Engineering - Volume 3 - Networks and Services (Chapters 6-7) will be used by the Telephone company to determine the number of transmission paths required to achieve this level of blocking.
- (B) The Telephone Company will perform routine measurement functions to assure that an adequate number of transmission paths are in service. The Telephone Company will recommend that additional capacity (i.e., busy hour minutes of capacity or trunks) be ordered by the customer when additional paths are required to reduce the measured blocking to the designed blocking level. For the capacity ordered, the design blocking objective is assumed to have been met if the routine measurements show that the measured blocking does not exceed the threshold listed in the following tables.

(TR19)

ACCESS SERVICE

6. Switched Access Service (Cont'd)6.8 Description and Provision of Feature Group D (FGD) (Cont'd)6.8.5 Design Blocking Probability (Cont'd)

(B) (Cont'd)

- (1) For transmission paths carrying only first routed traffic direct between an end office and customer's designated premises without an alternate route, and for paths carrying only overflow traffic, the measured blocking thresholds are as follows:

Number of Transmission Paths Per Trunk Group	Measured blocking thresholds in time consistent busy hour for the number of measurements taken between 8:00 a.m. and 11:00 p.m. per trunk group			
	15-20 Measurements	11-14 Measurements	7-10 Measurements	3-6 Measurements
2	7.0%	8.0%	9.0%	14.0%
3	5.0%	6.0%	7.0%	9.0%
4	5.0%	6.0%	7.0%	8.0%
5-6	4.0%	5.0%	6.0%	7.0%
7 or more	3.0%	3.5%	4.0%	6.0%

- (2) For transmission paths carrying first routed traffic between an end office and customer's premises via an access tandem, the measured blocking thresholds are as follows:

Number of Transmission Paths Per Trunk Group	Measured blocking thresholds in time consistent busy hour for the number of measurements taken between 8:00 a.m. and 11:00 p.m. per trunk group			
	15-20 Measurements	11-14 Measurements	7-10 Measurements	3-6 Measurements
2	4.5%	5.5%	6.0%	9.5%
3	3.5%	4.0%	4.5%	6.0%
4	3.5%	4.0%	4.5%	5.5%
5-6	2.5%	3.5%	4.0%	4.5%
7 or more	2.0%	2.5%	3.0%	4.0%

(TR19)

ACCESS SERVICE

6. Switched Access Service (Cont'd)6.8 Description and Provision of Feature Group D (FGD) (Cont'd)6.8.6 Network Blocking Charge

The customer will be notified by the Telephone Company to increase its capacity (busy hour minutes of capacity or quantities of trunks) when excessive trunk group blocking occurs on groups carrying Feature Group D traffic and the measured access minutes for that hour exceed the capacity purchased. Excessive trunk group blocking occurs when the blocking thresholds stated below are exceeded. They are predicated on time consistent, hourly measurements over a 30 day period excluding Saturdays, Sundays and national holidays. If the order for additional capacity has not been received by the Telephone Company within 15 days of the notification, the Telephone Company will bill the customer, at the rate set forth in 17.2.2 following, for each overflow in excess of the blocking threshold when (1) the average "30 day period" overflow exceeds the threshold level for any particular hour and (2) the "30 day period" measured average originating or two-way usage for the same clock hour exceeds the capacity purchased.

Blocking Thresholds		
Trunks in Service	1%	1/2%
1-2	7.0%	4.5%
3-4	5.0%	3.5%
5-6	4.0%	2.5%
7 or greater	3.0%	2.0%

The 1% blocking threshold is for transmission paths carrying traffic direct (without an alternate route) between an end office and a customer's premises. The 1/2% blocking threshold is for transmission paths carrying first routed traffic between an end office and a customer's premises via an access tandem.

(TR19)

ACCESS SERVICE

6. Switched Access Service (Cont'd)6.8 Description and Provision of Feature Group D (FGD) (Cont'd)6.8.7 Testing Capabilities

FGD is provided, in the terminating direction where equipment is available, with seven digit access to balance (100 type) test line, milliwatt (102 type) test line, nonsynchronous or synchronous test line, automatic transmission measuring (105 type) test line, data transmission (107 type) test line, loop around test line, short circuit test line and open circuit test line. In addition to the tests described in 6.2.4 preceding, which are included with the installation of service (Acceptance Testing) and as ongoing routine testing, Additional Cooperative Acceptance Testing, Additional Automatic Testing and Additional Manual Testing, are available as set forth in 13.3.1 following.

When SS7 signaling is ordered, network compatibility and other testing will be performed cooperatively by the Telephone Company and the customer as specified in Technical Reference TR-TSV-000905.

(TR19)

ACCESS SERVICE

6. Switched Access Service (Cont'd)

6.9 Nonchargeable Optional Features

Following are descriptions of the various optional features that are available in lieu of, or in the addition to, the standard features provided with the Feature Groups. They are provided as Common Switching or Transport Termination options.

(TR19)

ACCESS SERVICE

6. Switched Access Service (Cont'd)6.9 Nonchargeable Optional Features (Cont'd)6.9.1 Common Switching Optional Features

The following table shows the Feature Groups with which the optional features are available.

<u>Option</u>	<u>Available Feature Groups</u>			
	<u>A</u>	<u>B</u>	<u>C</u>	<u>D</u>
A) Call Denial on Line or Hunt Group	X			
B) Service Code Denial on Line or Hunt Group	X			
C) Hunt Group Arrangement	X			
D) Uniform Call Distribution Arrangement	X			
E) Nonhunting Number for Use with Hunt Group or Uniform Call Distribution Arrangement	X			
F) Automatic Number Identification (ANI)		X	X	X
G) Up to 7 Digit Outpulsing of Access Digits to Customer		X		
H) Delay Dial Start-Pulsing Signaling				X
I) Immediate Dial Pulse Address Signaling			X	
J) Dial Pulse Address Signaling			X	
K) Service Class Routing			X	X
L) Alternate Traffic Routing			X	X
M) Trunk Access Limitation			X	X
N) Call Gapping Arrangement				X
O) International Carrier Option				X
P) Band Advance Arrangement for Use with Special Access Service Utilized in the Provision of WATS or WATS-Type Services	X	X	X	X
Q) End Office End User Line Service Screening for Use with Special Access Service Utilized in the Provision of WATS or WATS-Type Services			X	X
R) Hunt Group Arrangement for Use with Special Access Service Utilized in the Provision of WATS or WATS-Type Services	X	X	X	X
S) Uniform Call Distribution Arrangement for Use with Special Access Service Utilized in the Provision of WATS or WATS-Type Services	X	X	X	X
T) Nonhunting Number Associated with Hunt Group Arrangement or Uniform Call Distribution Arrangement for Use with Special Access Service Utilized in the Provision of WATS or WATS-Type Services	X	X	X	X
U) Digital Switched 56 Service				X
V) Multifrequency Address Signaling			X	X
W) Signaling System 7 (SS7) Signaling X				X
X) Calling Party Number (CPN)				
Y) Carrier Selection Parameter (CSP)				X
Z) Charge Number Parameter (CNP)			X	X
AA) Clear Channel Capability				X
AB) Flexible Automatic Number Identification (Flex ANI)			X	

(TR19)

ACCESS SERVICE

6. Switched Access Service (Cont'd)6.9 Nonchargeable Optional Features (Cont'd)6.9.1 Common Switching Optional Features (Cont'd)(A) Call Denial on Line or Hunt Group

This option allows for the screening of terminating Feature Group A calls. There are two screening arrangements available with this option as follows: 1) limiting terminating calls for completion to only 411 or 555-1212 whichever is available, 611, 911, 800/888/877 and a Telephone Company specified set of NXXs within the Telephone Company local exchange calling area of the dial tone office in which the arrangement is provided or, 2) limiting terminating calls to completion to only the NXXs associated with all end offices in the LATA, i.e., the call cannot be further switched or routed out of the LATA nor will calls be completed to 411 or 555-1212 whichever is available, 611, 911 or 800/888/877. All other calls are routed to a reorder tone or recorded announcement. Arrangement 1 is provided in all Telephone Company electronic end offices and, where available, in electromechanical end offices. Arrangement 2 is provided where available. This feature is available with Feature Group A.

(B) Service Code Denial on Line or Hunt Group

This option allows for the screening of terminating calls within the LATA, and for disallowing completion of calls to 0-, 555 and N11 (e.g., 411, 611, and 911). This feature is provided where available in all Telephone Company end offices. It is available with Feature Group A.

(TR19)

ACCESS SERVICE

6. Switched Access Service (Cont'd)6.9 Nonchargeable Optional Features (Cont'd)6.9.1 Common Switching Optional Features (Cont'd)(C) Hunt Group Arrangement

This option provides the ability to sequentially access one of two or more line side connections in the originating direction, when the access code of the line group is dialed. This feature is provided in all Telephone Company end offices. It is available with Feature Group A. All Feature Group A access services in the same hunt group must provide off-hook supervisory signaling from the same point in time in the call sequence i.e., all off-hook supervisory signals must either be provided by the customer's equipment before the called party answers or all must be forwarded by the customer's equipment when the called party answers.

(D) Uniform Call Distribution Arrangement

This option provides a type of multiline hunting arrangement which provides for an even distribution of calls among the available lines in a hunt group. Where available, this feature is provided in Telephone Company electronic end offices only. It is available with Feature Group A.

(E) Nonhunting Number for Use with Hunt Group or Uniform Call Distribution Arrangement

This option provides access to an individual line within a multiline hunt or uniform call distribution group. When the nonhunting number is dialed, access is provided when it is idle, or busy tone is provided when it is busy. Where available, this feature is provided in Telephone Company electronic end offices only. It is available with Feature Group A.

(TR19)

ACCESS SERVICE

6. Switched Access Service (Cont'd)6.9 Nonchargeable Optional Features (Cont'd)6.9.1 Common Switching Optional Features (Cont'd)(F) Automatic Number Identification (ANI)

- (1) This option provides the automatic transmission of a seven digit or ten digit number and information digits to the customer designated premises for calls originating in the LATA, to identify the calling station. The ANI feature is an end office software function which is associated on a call-by-call basis with:
 - (a) all individual transmission paths in a trunk group routed directly between an end office and a customer designated premises or, where technically feasible, with
 - (b) all individual transmission paths in a trunk group between an end office and an access tandem, and a trunk group between an access tandem and a customer designated premises.
- (2) The seven digit ANI telephone number is generally available with Feature Groups B and C. With these Feature Groups, technical limitations may exist in Telephone Company switching facilities which require ANI to be provided only on a directly trunked basis. ANI will be transmitted on all calls except those originating from multiparty lines, pay telephones using Feature Group B, or when an ANI failure has occurred. Seven digit ANI is not available with SS7 signaling.

(TR19)

ACCESS SERVICE

6. Switched Access Service (Cont'd)6.9 Nonchargeable Optional Features (Cont'd)6.9.1 Common Switching Optional Features (Cont'd)(F) Automatic Number Identification (ANI) (Cont'd)

- (3) The ten digit ANI telephone number is only available with Feature Group D. The ten digit ANI telephone number consists of the Number Plan Area (NPA) plus the seven digit ANI telephone number. The ten digit ANI telephone number will be transmitted on all calls except those identified as multiparty line or ANI failure, in which case only the NPA will be transmitted (in addition to the information digit described below). Ten digit ANI is provided with MF or SS7 signaling.
- (4) With Feature Group C, at the option of the customer, ANI may be ordered from end offices where Telephone Company recording for end user billing is not provided. Additionally, ANI is provided from end offices where message detail recording is not required by the Telephone Company; as with 800/888/877 service. ANI is not provided from end offices where the Telephone Company forwards ANI to its recording equipment.

(TR19)

ACCESS SERVICE

6. Switched Access Service (Cont'd)6.9 Nonchargeable Optional Features (Cont'd)6.9.1 Common Switching Optional Features (Cont'd)(F) Automatic Number Identification (ANI) (Cont'd)

- (5) Where complete ANI detail cannot be provided, e.g., on calls from 4 and 8 party services, information digits will be provided to the customer.

The information digits identify:

- (a) telephone number is the station billing number - no special treatment required,
- (b) multiparty line - telephone number is a 4- or 8- party line and cannot be identified - number must be obtained via an operator or in some other manner,
- (c) ANI failure has occurred in the end office switch which prevents identification of calling telephone number - must be obtained by operator or in some other manner,
- (d) hotel/motel originated call which requires room number identification,
- (e) coinless station, hospital, inmate, etc. call which requires special screening or handling by the customer, and
- (f) call is an Automatic Identified Outward Dialed (AIOD) call from customer premises equipment. The AIOD ANI telephone number is the listed telephone number of the customer and is not the telephone number of the calling party.

These ANI information digits are generally available with Feature Groups B, C, and D.

(TR19)

ACCESS SERVICE

6. Switched Access Service (Cont'd)6.9 Nonchargeable Optional Features (Cont'd)6.9.1 Common Switching Optional Features (Cont'd)(F) Automatic Number Identification (ANI) (Cont'd)

(6) Additional ANI information digits are available with Feature Group D also. They include:

- (a) InterLATA restricted - telephone number is identified line
- (b) InterLATA restricted - hotel/motel line
- (c) InterLATA restricted - coinless, hospital, inmate, etc., line

These information digits will be transmitted as agreed to by the customer and the Telephone Company.

(TR19)

ACCESS SERVICE

6. Switched Access Service (Cont'd)6.9 Nonchargeable Optional Features (Cont'd)6.9.1 Common Switching Optional Features (Cont'd)(G) Up to 7 Digit Outpulsing of Access Digits to Customer

This option provides for the end office capability of providing up to 7 digits of the uniform access code (950-1/0XXX) to the customer designated premises. The customer can request that only some of the digits in the access code be forwarded. The access code digits would be provided to the customer designated premises using multifrequency signaling, and transmission of the digits would precede the forwarding of ANI if that feature were provided. This feature is available with Feature Group B.

(H) Delay Dial Start-Pulsing Signaling

Where available, this option provides a method of indicating to the near end trunk circuit readiness to accept address signaling information by the far end trunk circuit. Delay dial is often referred to as an off-hook, on-hook signaling sequence. The delay dial signal is the off-hook interval and the start-pulsing signal is the on-hook interval. With integrity check, the calling office will not outpulse until a delay dial (off-hook) signal followed by a start-pulsing (on-hook) signal has been identified at the calling office. This option is available with Feature Group C.

(TR19)

ACCESS SERVICE

6. Switched Access Service (Cont'd)6.9 Nonchargeable Optional Features (Cont'd)6.9.1 Common Switching Optional Features (Cont'd)(I) Immediate Dial Pulse Address Signaling

Where available, this option provides for the forwarding of dial pulses from the Telephone Company end office to the customer without the need of a start-pulsing signal from the customer. It is available with Feature Group C.

(J) Dial Pulse Address Signaling

Where available, this trunk side option provides for the transmission of number information, e.g., called number, between the end office switching system and the customer designated premises (in either direction) by means of direct current pulses. It is available with Feature Group C.

(K) Service Class Routing

This option provides the capability of directing originating traffic from an end office to a trunk group to a customer designated premises, based on the line class of service (e.g., coin, multiparty or hotel/motel), service prefix indicator (e.g., 0-, 0+, 01+ or 011+) or Service Access Code (e.g. 500, 700, 900). It is provided in suitably equipped end office or access tandem switches. It is available with Feature Groups C and D.

(TR19)

ACCESS SERVICE

6. Switched Access Service (Cont'd)6.9 Nonchargeable Optional Features (Cont'd)6.9.1 Common Switching Optional Features (Cont'd)(L) Alternate Traffic Routing

When the customer orders both Direct Trunked Transport and Tandem Switched Transport at the same end office this option provides the capability of directing originating traffic from an end office (or appropriately equipped access tandem) to a trunk group (the "high usage" group) to a customer designated premises until that group is fully loaded, and then delivering additional originating traffic (the "overflowing" traffic) from the same end office or access tandem to a different trunk group (the "final" group) to a second customer designated premises. The customer shall specify the last trunk CCS desired for the high usage group. It is provided in suitably equipped end office or access tandem switches. It is available with Feature Groups B,C and D.

(M) Trunk Access Limitation

This option provides for the routing of originating 900 service calls to a specified number of transmission paths in a trunk group, in order to limit (choke) the completion of such traffic to the customer. Calls to the designated service which could not be completed over the subset of transmission paths in the trunk group, i.e., the choked calls, would be routed to reorder tone. It is provided in all Telephone Company electronic end offices and where available in electromechanical end offices. It is available with Feature Groups C and D.

(TR19)

ACCESS SERVICE

6. Switched Access Service (Cont'd)6.9 Nonchargeable Optional Features (Cont'd)6.9.1 Common Switching Optional Features (Cont'd)(N) Call Gapping Arrangement

This option, provided in suitably equipped end office switches, provides for the routing of originating calls to 900 service to be switched in the end office to all transmission paths in a trunk group at a prescribed rate of flow, e.g., one call every five seconds, in order to limit (choke) the completion of such traffic to the customer. Calls to the designated service which are denied access by this feature, i.e., the choked calls, would be routed to a no-circuit announcement. It is provided in selected Feature Group D equipped end offices and is available only with Feature Group D.

(O) International Carrier Option

This option allows for Feature Group D end offices or access tandem switches equipped for International Direct Distance Dialing to be arranged to forward the international calls of one or more international carriers to the customer (i.e., the Telephone Company is able to route originating international calls to a customer other than the one designated by the end user either through presubscription or 101XXXX dialing). This arrangement requires provision of written verification to the Telephone Company that the customer is authorized to forward such calls. The written verification must be in the form of a letter of agency authorizing the customer to order the option on behalf of the international carrier. This option is only provided at Telephone Company end offices or access tandems equipped for International Direct Distance Dialing and is available only with Feature Group D.

(TR19)

ACCESS SERVICE

6. Switched Access Service (Cont'd)6.9 Nonchargeable Optional Features (Cont'd)6.9.1 Common Switching Optional Features (Cont'd)(P) Band Advance Arrangement for Use with Special Access Service Utilized in the Provision of WATS or WATS-Type Services

This option, which is provided in association with two or more Special Access Service groups, provides for the automatic overflow of terminating calls to a second Special Access Service group, when the first group has exceeded its call capacity. This option is available with Feature Groups A, B, C and D.

(Q) End Office End User Line Service Screening for Use with Special Access Service Utilized in the Provision of WATS or WATS-Type Services

This option provides the ability to verify that an end user has dialed a called party address (by screening the called NPA and/or NXX on the basis of geographical bands selected by the Telephone Company) which is in accordance with that end user's service agreement with the customer, e.g., WATS. This option is provided in all Telephone Company electronic end offices and, where available, in electromechanical end offices which are designated as WATS Serving Offices. It is available with Feature Groups C and D.

(R) Hunt Group Arrangement for Use with Special Access Service Utilized in the Provision of WATS or WATS-Type Services

This option provides the ability to sequentially access one of two or more Special Access Services utilized in the provision of WATS services (e.g., 800/888/877 Service Special Access services) in the terminating direction, when the hunting number of the Special Access Service group is forwarded from the customer to the Telephone Company. This feature is provided in all Telephone Company designated WATS Serving Offices. It is available with Feature Groups A, B, C and D.

(TR19)

ACCESS SERVICE

6. Switched Access Service (Cont'd)6.9 Nonchargeable Optional Features (Cont'd)6.9.1 Common Switching Optional Features (Cont'd)

- (S) Uniform Call Distribution Arrangement for Use with Special Access Service Utilized in the Provision of WATS or WATS-Type Services

This option provides a type of multiline hunting arrangement which provides for an even distribution of terminating calls among the available Special Access Services utilized in the provision of WATS or WATS-type Services in the hunt group. Where available, this feature is only provided in Telephone Company designated WATS Serving Offices. It is available with Feature Groups A, B, C and D.

- (T) Nonhunting Number Associated with Hunt Group Arrangement or Uniform Call Distribution Arrangement for Use with Special Access Service Utilized in the Provision of WATS or WATS-Type Services

This option provides an arrangement, for an individual Special Access Service utilized in the provision of WATS or WATS-type Services within a multiline hunt or uniform call distribution group, that provides access to that Special Access Service within the hunt or uniform call distribution group when it is idle or provides busy tone when it is busy, when the nonhunting number is dialed, without hunting to the next idle number. Where available, this feature is only provided in Telephone Company designated WATS Serving Offices. It is available with Feature Groups A, B, C and D.

- (U) Digital Switched 56 Service

This option provides for a connection between a customer's premise and a suitably equipped end user's premise which uses end office switching and facilities capable of transmitting digital data up to 56 Kilobits per second. Digital Switched 56 Service is only available in appropriately provisioned Feature Group D offices as set forth in National Exchange Carrier Association, Inc. Tariff F.C.C. No. 4.

(TR19)

ACCESS SERVICE

6. Switched Access Service (Cont'd)6.9 Nonchargeable Optional Features (Cont'd)6.9.1 Common Switching Optional Features (Cont'd)(V) Multifrequency Address (MF) Signaling

This feature provides for the transmission of number information and control signals (e.g., number address signals, automatic number identification) between the end office switch and the customer's premises (in either direction). MF signaling arrangements make use of pairs of frequencies out of a group of six frequencies. Specific information transmitted is dependent upon feature group and call type (i.e., POTS, coin or operator). This feature is available as an optional feature with FGC and FGD but not in combination with SS7 signaling.

(W) Signaling System 7 (SS7) Signaling

This feature provides common channel out of band transmission of address and supervisory SS7 protocol signaling information between the end office switch or the tandem office switching system and the customer's designated premises. This feature is available with FGC and FGD and will be provided in accordance with the SS7 interconnect specifications described in Technical Reference TR-TSV-000905.

(X) Calling Party Number (CPN)

This feature provides for the automatic transmission of the ten digit telephone number, associated with a calling station, to the customer's premises for calls originating in the LATA. The ten digit telephone number consists of the NPA plus the seven digit telephone number, which may or may not be the same number as the calling station's charge number. The ten digit telephone number will be coded as presented, or restricted via a "privacy indicator" for delivery to the called end user. This feature is provided with originating FGC and FGD with SS7 signaling. CPN is available where technically feasible.

(Y) Carrier Selection Parameter (CSP)

This feature provides for the automatic transmission of a signaling indicator which signifies to the customer whether or not the call being processed originated from a presubscribed line. If the line was presubscribed, the indicator will signify if the end user did or did not dial 101XXXX. This feature is provided with originating FGD with SS7 signaling.

(TR19)

ACCESS SERVICE

6. Switched Access Service (Cont'd)6.9 Nonchargeable Optional Features (Cont'd)6.9.1 Common Switching Optional Features (Cont'd)(Z) Charge Number Parameter (CNP)

The CN Parameter is equivalent to the existing ten digit Automatic Number Identification (ANI) available with FGC where technically feasible and FGD with MF signaling. The CN Parameter provides for the automatic transmission of the ten digit billing number of the calling station and the originating line information. This feature is provided with originating FGC and FGD with SS7 signaling.

(AA) Clear Channel Capability (CCC)

CCC is available only with Feature Group D (FGD) Direct-Trunked Transport and is provided, subject to availability of facilities, as identified in NATIONAL EXCHANGE CARRIER ASSOCIATION, INC. TARIFF F.C.C. NO. 4, WIRE CENTER INFORMATION.

No charge applies when the CCC optional feature is ordered at the same time the Direct-Trunked FGD High Capacity Service is ordered. If the CCC optional feature is ordered as an addition to an existing High Capacity service, a nonrecurring charge is applicable as set forth in 6.8.1(D)(3) following. The customer must agree to out-of-service periods required to add this optional feature to an existing High Capacity Service.

The removal of the CCC optional feature from an existing High Capacity Service will be treated as a discontinuance of the existing service and an installation of new service.

All associated nonrecurring installation charges will apply for the new service. A new minimum period will be established for the new service.

(AB) Flexible Automatic Number Identification (Flex ANI)

Flex ANI is a Common Switching Optional Feature that enhances the existing Automatic Number Identification (ANI) optional feature (described in 6.10.1 (F) preceding) by allowing Feature Group D (FGD) customers to receive additional information digits. Flex ANI provides additional values for these information digits over and above the values currently available with ANI and is used to identify additional call types, e.g., 27 for pay telephones requiring central office coin supervision capability, 29 for prison/inmate pay telephones, and 70 for pay telephones not requiring central office coin supervision. Flex ANI can also be used to provide Originating Line Screening (OLS) service. OLS service is described in 13.10 following.

(TR19)

ACCESS SERVICE

6. Switched Access Service (Cont'd)6.9 Nonchargeable Optional Features (Cont'd)6.9.1 Common Switching Optional Features (Cont'd)(Cont'd) (AB) Flexible Automatic Number Identification (Flex ANI)

Flex ANI information digits are two digits in length and are activated through switched software program updates. These codes precede the 10-digit directory number of the calling line and are part of the signaling protocol in equal access end offices. The information digits are outpulsed by the switching system along with the directory number from the originating end office and are sent to the receiving office for billing, routing, or special handling purposes.

Customers who have ANI but do not order Flex ANI, will continue to receive the information digits associated with ANI. Flex ANI digits are assigned by the North American Numbering Plan Administrator. The Telephone Company will make available those information digits that are mutually agreed to by the customer and the Telephone Company.

Flex ANI is available to customers with FGD Switched Access Service equipped with ANI. Flex ANI is available in suitably equipped end offices as identified in NATIONAL EXCHANGE CARRIER ASSOCIATION, INC. TARIFF F.C.C. NO. 4.

(TR19)

ACCESS SERVICE

6. Switched Access Service (Cont'd)6.9 Nonchargeable Optional Features (Cont'd)6.9.2 Transport Termination Optional Features(A) Rotary Dial Station Signaling

This option provides for the transmission of called party address signaling from rotary dial stations to the customer designated premises for originating calls. This option is provided in the form of a specific type of Transport Termination. It is available with Feature Group B, only on a directly trunked basis.

(B) Operator Trunk - Coin, Non-Coin, or Combined Coin and Non-Coin

This option may be ordered to provide coin, non-coin, or combined coin and non-coin operation. It is available only with Feature Group C and is provided in electronic end offices and other Telephone Company end offices where equipment is available. It is provided as a trunk type of Transport Termination.

Coin, Non-Coin

This arrangement provides for initial coin return control, except in the case of non-coin, and routing of 0+, 0-, 1+, 01+ or 011+ respectively, or prefixed originating coin and non-coin calls requiring operator assistance to the customer designated premises. Because operator assisted coin calling traffic is routed over a trunk group dedicated to operator assisted calls, this arrangement is only provided in association with the Service Class Routing option.

This arrangement is normally ordered by the customer in conjunction with the ANI optional feature, since the preponderance of trunk groups equipped with this arrangement will be terminated in the customer's automated operator services systems, rather than in the customer's manual cord boards.

(TR19)

ACCESS SERVICE

6. Switched Access Service (Cont'd)6.9 Nonchargeable Optional Features (Cont'd)6.9.2 Transport Termination Optional Features (Cont'd)(B) Operator Trunk - Coin, Non-Coin, or Combined Coin and Non-Coin (Cont'd)Combined Coin and Non-Coin:

When so equipped, the ANI optional feature provides for the forwarding of information digits which identify that the call has originated from a hotel or motel, and whether room number identification is required, or that special screening is required, e.g., for coinless dormitory or inmate stations, or other screening arrangements agreed to between the customer and the Telephone Company.

(C) Operator Trunk - Full Feature

This option provides the initial coin return control function to the customer's operator. It is available with FGD and is provided as a trunk type for Transport Termination. This feature is not available with SS7 signaling.

(TR19)

ACCESS SERVICE

6. Switched Access Service (Cont'd)6.10 Chargeable Optional Features6.10.1 Interim NXX Translation

This service is an originating offering utilizing trunk side Switched Access Service and provides a customer identification function based on the dialed SAC and NXX code.

This service is used to route 1+ or 0+ SAC+NXX+XXXX calls.

For example, when an 1+900+NXX+XXXX call is originated by an end user, the Telephone Company will perform the customer identification function based on the dialed digits to determine the customer location to which the call is to be routed. If the call originates from an end office switch not equipped to provide the customer identification function, the call will be routed to an office at which the function is available. Once customer identification has been established, the call will be routed to that customer. Calls originating from an end office switch at which the customer identification function is performed, but to which the customer has not ordered Interim NXX Translation, will be blocked.

(A) 500 Service Access Code

Calls to a 500 number dialed via 1+ from coin telephones, 0-, Inmate Service, and Hotel/Motel Service will be blocked. Inmate Service calls to a 500 number dialed via 0+ will be blocked.

(B) 900 Service Access Code

Calls to a 900 number dialed via 1+ from coin telephones, 0-, 101XXXX, Inmate Service, and Hotel/Motel Service will be blocked. Calls to a 900 number dialed via 0+ will normally be blocked. Orders received from customers to unblock 0+ calls to a 900 number will be accommodated where suitably equipped facilities exist.

The manner in which Interim NXX Translation is provided is dependent on the status of the end office from which the service is provided (i.e., equipped with equal access capabilities or not equipped with equal access capabilities). When Interim NXX Translation is provided from an end office not equipped with equal access capabilities, it will be provided in conjunction with FGC Switched Access Service.

The charge for Interim NXX Translation is as set forth in 17.2.1(C) following.

(TR19)

ACCESS SERVICE

6. Switched Access Service (Cont'd)6.10 Chargeable Optional Features6.10.2 800/888/877 Data Base Access Service

800/888/877 Data Base Access Service is provided with FGC or FGD Switched Access Service. When a 1+800+NX-XXXX, 1+888+NX-XXXX, or 1+877+NX-XXXX call is originated by an end user, the Telephone Company will utilize the CCS network to query an 800/888/877 data base to perform the identification function. The call will then be routed to the identified customer over FGC or FGD switched access.

The manner in which 800/888/877 data base access service is provided is dependent on the availability of SS7 service at the end office from which the service is provided as outlined following:

- When 800/888/877 data base access service originates at an end office equipped with Service Switching Point (SSP) capability for querying centralized data bases, all such service will be provisioned from that end office.
- When 800/888/877 data base access service originates at an end office not equipped with SSP customer identification capability, the 800/888/877 call will be delivered to a switching office equipped with the SSP feature to query centralized data bases.

Query charges as set forth in 17.2.2 following are in addition to those charges applicable for the FGC or FGD Switched Access Service.

(TR19)

ACCESS SERVICE

6. Switched Access Service (Cont'd)6.10 Chargeable Optional Features6.10.3 Carrier Identification Parameter (CIP)

This feature enables customers to consolidate trunk groups to provide Equal Access connections for the carrier and its reseller carriers over one trunk group. The Carrier Identification Parameter (CIP) software delivers their Carrier Identification Code (CIC) in the initial address message (IAM) from an originating local exchange network on Feature Group D (FGD), SS7-supported calls. These calls include CIP for FGD, 700, 900+NX & 800/888/877 Database type calls. Presubscribed carrier information in CIP will be used for normal 1+ presubscribed calls. This enables the information to be sent in the forward direction to the transit network indicating the transit network selected by the originating subscriber. This feature is offered on a per-carrier basis, see Section 17.2 for rates.

6.10.4 Common Channel Signaling/Signaling System 7 Network Connection Service (CCSNC)

Common Channel Signaling/Signaling System 7 (CCS/SS7) Network Connection Service (CCSNC), which is available with Feature Group C and D, where technically feasible as designated in NATIONAL EXCHANGE CARRIER ASSOCIATION, INC. TARIFF FCC NO. 4, WIRE CENTER INFORMATION, provides a signaling path between a customer's designated Signaling Point of Interface (SPOI) and a Signaling Transfer Point (STP). This service provides customers with the use of a two-way signaling path for accessing information necessary for the completion of their end user's calls.

CCS/SS7 Network Connection Service is comprised of two parts; a Signaling Network Access Link (SNAL, consisting of Signaling Mileage Facility, Signaling Mileage Termination and Signaling Entrance Facility) and a Signaling Transfer Point (STP) Port. The SNAL is provided as a dedicated 56 Kbps out-of-band signaling connection between the customer's SPOI and the STP Port on the STP.

The CCS/SS7 Network Connection Service is provisioned by a mated pair of STPs as described in Technical Reference TR-TSV 000905 in order to ensure network availability and reliability. The Telephone Company shall not be held liable for service outages if the customer employs technology related to the interconnection of signaling networks that do not adhere to generally accepted industry technical standards.

When CCS/SS7 Network Connection service is provisioned for use with SS7 Signaling, interconnection between signaling networks must occur at an STP.

Rates and charges for the CCS/SS7 Network Connection STP Ports are contained in 17.2.2 following. The rates for the Signaling Network Access Link are the Digital Data 56kbps Special Access rates as found in 17.3.7 following.

(TR19)

ACCESS SERVICE

6. Switched Access Service (Cont'd)6.10 Chargeable Optional Features6.10.5 Operator Transfer Service

Where available as listed in Section 17 following, Operator Transfer Service as specified following, is available for use with Feature Group C and Feature Group D Switched Access Service. Operator Transfer Service is ordered as set forth in 5.2 preceding and is provided to the customer via separate FGC or FGD trunks dedicated to Operator Transfer Service traffic.

Operator Transfer Service is an arrangement in which Telephone Company operators transfer 0 minus (0-) calls (calls for which the end user dials 0 with no additional digits) to the customer designated by the end user.

The operator transfer function will be performed in the following manner:

- The operator answers the 0- call.
- Initially, the Operator will suggest that the end user dial the customer on a direct basis. If the end user insists that the Operator transfer the call, the Operator will ask the end user to identify the desired customer and will then transfer the call as directed.
- If the end user has no preference, or the identified customer has not subscribed to Operator Transfer Service, the end user will be asked to select from a list of available customers.

The list of available Operator Transfer Service customers will be updated monthly. The order in which customers will be read to end users will be initially determined by the sequence in which customers have ordered the Operator Transfer Service. For each subsequent month, following the initial order for Operator Transfer Service, the customer in the first position on the list will be moved to the last position on the list. All other customers on the list will be moved up one position, e.g. to , to first, etc. New Operator Transfer Service customers will initially be placed at the bottom of the list of customers.

0 minus pay telephone coin calls will be transferred to the end user designated customer. In order to accept coin sent- paid calls, the customer must order signaling as specified in TR-TSY-000506 and TR-NPL-000258.

The customer may receive inband, multi-wink, or expanded inband coin control signaling, where available, from end offices served by an Operator Services Access Point. Different signaling types cannot be mixed on a signal trunk group.

All non-recurring and usage sensitive rates and charges normally applicable to Feature Groups C or D apply to Operator Transfer Service. Additionally, a charge as specified in 6.1.3 (C)(3) preceding and Section 17 following, is assessed the customer per 0 minus call transferred.

(TR19)

ACCESS SERVICE

6. Switched Access Service (Cont'd)6.10 Chargeable Optional Features6.10.6 CIC and OZZ Signaling Information (COSI)

Where available as state in Section 17 following CIC and OZZ Signaling Information is only available with Feature Group D Direct-Trunked Transport, as set forth in 6.1.3(A)(9) preceding, ordered from an equal access end office switch. It is not available from the Telephone Company access tandem.

CIC and OZZ Signaling Information provides the Carrier Identification Code (CIC) and OZZ digits needed to perform tandem switching functions for switched transport services. This signaling information can be ordered: (1) as multifrequency (MF) address signaling or (2) where technically feasible, as CCS/SS7 signaling. For customers ordering the CCS/SS7 signaling option, out of band signaling interconnection is required at the STP level as offered in this tariff through its Common Channel Signaling Network Connection (CCSNC) service, which is described in 6.3.3(C) preceding.

When the Telephone Company's customer of record (COR) selects the CIC and OZZ Signaling Information option for 2-way Direct-Trunked Transport service, the Alternate Tandem Switching Provider (ATSP) that provides the tandem switching function shall record the terminating traffic on behalf of the Telephone Company, as specified in a Letter of Agreement. The originating traffic shall be recorded by the Telephone Company's originating end office.

The Letter of Agreement, which shall be mutually agreed upon by the ATSP and the Telephone Company, shall include: (1) the ATSP's obligations regarding frequency, delivery, timing, and testing of terminating usage tapes (or other automated transmission); (2) audit provisions; (3) dispute/discrepancy resolution; and (4) penalties imposed on the ATSP for untimely usage transmission which results in delayed Telephone Company revenue. The Telephone Company shall work cooperatively with the ATSP to develop a Letter of Agreement. The Telephone Company shall provide 30-day written notice of any changes to the Letter of Agreement.

In cases involving the above-mentioned Letter of Agreement, the ATSP is responsible for recording all terminating traffic of 2-way Direct-Trunked Transport service when the CIC and OZZ Signaling Information option is also selected and providing this data on an industry standard terminating usage tape (or other automated transmission) to the Telephone Company. The Telephone Company shall bill the customer of record for the terminating portion of the 2-way service. The data format of this ATSP-provided usage tape (or other automated transmission) must conform to Detail Category 11 Exchange Message Records (Detail Cat. 11 EMR) as described in the Bellcore Practice BR 010-200-010, "CRIS Exchange Message Record."

(TR19)

ACCESS SERVICE

6. Switched Access Service (Cont'd)6.10 Chargeable Optional Features6.10.6 CIC and OZZ Signaling Information (COSI) (Cont'd)

If the ATSP performing the tandem switching function can not or does not enter into a Letter of Agreement regarding special recording arrangements, the customer shall order 1-way Direct-Trunked Transport service with the CIC and OZZ Signaling Information option for originating traffic and a separate 1-way Direct-Trunked Transport service for terminating traffic. All originating traffic for this 1-way Direct-Trunked Transport service shall be recorded by the Telephone Company's originating end office and billed to the originating end user's presubscribed interexchange carrier (PIC). All terminating traffic for the separate 1-way Direct-Trunked Transport service shall be recorded by the Telephone Company's terminating end office and billed to the customer of record.

Rates and charges for the CIC and OZZ Signaling Information are contained in Section 17 following.

6.11 Density Pricing Zones

A system of density pricing has been established wherein each serving wire center and each meet-point with another Telephone Company is assigned to a zone. Services designated as subject to competition may have rates and charges, as set forth in Section 17 following, that vary between zones for the same service.

Direct-Trunked Transport interoffice facilities (Direct-Trunked Transport Facility and Direct-Trunked Transport Termination) between serving wire centers, or between a serving wire center and a meet-point with another Telephone Company, in different density pricing zones shall be rated with the price from the highest priced zone associated with the specific circuit. For originating minutes, Tandem-Switched Transport (Tandem-Switched Transport Facility, Tandem-Switched Transport Termination, and Tandem Switching Charge) shall be rated with the price from the zone associated with the originating end user's serving wire center. For terminating minutes, Tandem-Switched Transport (Tandem-Switched Transport Facility, Tandem-Switched Transport Termination, and Tandem Switching Charge) shall be rated with the price from the zone associated with the terminating end user's serving wire center. Entrance Facility and other zoned switched access services are rated from the serving wire center to which they are connected.

Density pricing zones, applicable to serving wire centers, are identified in National Exchange Carrier Association, Inc. Tariff F.C.C. No. 4. Meet-points with another Telephone Company are assigned to density pricing zone 3.

(TR19)

ACCESS SERVICE

6. Switched Access Service (Cont'd)6.12 Switched Access Cross Connect

The Switched Access Cross Connect charge provides the communications path between Telephone Company provided Switched Access Services and a customer's transmission equipment and facilities where the customer is provided EIS as defined in Section 8. The DS0 Cross Connect arrangement may connect directly to a Telephone Company provided Switched Access Voiceband Direct Trunked Transport. The DS1 Cross Connect arrangement may connect directly to Telephone Company provided Switched Access Services at a DS1 interface, to DS1 Direct Trunked Transport, or to a Telephone Company provided DS1 multiplexing arrangement. The DS3 Cross Connect arrangement May connect directly to DS3 Direct Trunked Transport or a Telephone Company provided DS3 to DS1 multiplexing arrangement. When a DS3 Direct Trunked Transport or Cross Connect arrangement is requested for connection to Switched Access Services, a DS3/DS1 multiplexing arrangement is required. The Cross Connect charge applies per DS1 or DS3 connection. Rates for DS1 and DS3 Cross Connect arrangements are listed in section 17.

(TR19)

ACCESS SERVICE

7. Special Access Service7.1 General

Special Access Service provides a transmission path to connect customer designated premises, directly, or through a Telephone Company hub or hubs where bridging or multiplexing functions are performed, or to connect a customer designated premises and a WATS Serving Office, or to connect a customer designated premises to a Public Packet Data Network Service. Special Access Service includes all exchange access not utilizing Telephone Company end office switches.

The connections provided by Special Access Service can be analog, digital or optical. Analog connections are differentiated by spectrum and bandwidth. Digital and optical connections are differentiated by bit rate.

Special Access Service purchased from the provisions of this tariff may be commingled with unbundled network elements or unbundled network element combinations purchased pursuant to the Commission's Part 51 Interconnection Rules and in compliance with the Federal Communications Commission's Report and Order and Order on Remand and Further Notice of Proposed Rulemaking in CC Docket Nos. 01-338, 96-98 and 98-147, adopted February 20, 2003 and released August 21, 2003 (FCC 03-36).

7.1.1 Channel Types

There are eight types of channels used to provide Special Access Services. Each type has its own characteristics. All are subdivided by one or more of the following:

- Transmission specifications,
- Bandwidth,
- Speed (i.e., bit rate),
- Spectrum

Customers can order a basic channel and select from a list of those available transmission parameters and channel interfaces that they desire in order to meet specific communications requirements.

For purposes of ordering channels, each has been identified as a type of Special Access Service. However, such identification is not intended to limit a customer's use of the channel nor to imply that the channel is limited to a particular use. For example, if a customer's equipment is capable of transmitting voice over a channel that is identified as a Metallic Service in this tariff, there is no restriction against doing so

(TR19)

ACCESS SERVICE

7. Special Access Service (Cont'd)7.1 General (Cont'd)7.1.1 Channel Types (Cont'd)

Following is a brief description of each type of channel:

Metallic - a channel for the transmission of low speed varying signals at rates up to 30 baud.

Telegraph Grade - a channel for the transmission of binary signals at rates of 0 to 75 baud or 0 to 150 baud.

Voice Grade - a channel for the transmission of analog signals within an approximate bandwidth of 300 to 3000 Hz.

Program Audio - a channel for the transmission of audio signals. The nominal frequency bandwidths are from 200 to 3500 Hz, from 100 to 5000 Hz, from 50 to 8000 Hz, or from 50 to 15000 Hz.

Video - a channel for the transmission of standard 525 line 60 field monochrome or National Television Systems Committee color video signal and one or two associated 5 or 15 kHz audio signals. The bandwidth is either 30 Hz to 4.5 MHz or 30 Hz to 6.6 MHz.

Digital Data - a channel for the digital transmission of synchronous serial data at rates of 2.4, 4.8, 9.6, 19.2, 56 or 64 kpbs.

High Capacity - a channel for the transmission of isochronous serial digital data at rates of 1.544 or 44.736 Mbps.

(C)

Fractional T1 (FT1) facilities are furnished for the transmission of isochronous bipolar serial data and at transmission rate groupings of N x 56 Kbps or N x 64Kbps where N equals 2, 4, or 6.

(D)
|
(D)

(TR 93)

ACCESS SERVICE

7. Special Access Service (Cont'd)7.1 General (Cont'd)7.1.1 Channel Types (Cont'd)

Detailed descriptions of each of the channel types are provided in 7.4 through 7.10 following.

The customer also has the option of ordering Voice Grade and High Capacity facilities (i.e., 1.544 or 44.736 Mbps) to Telephone Company hubs for multiplexing to individual channels of a lower capacity or bandwidth. Descriptions of the types of multiplexing available at the hubs, as well as the number of individual channels which may be derived from each type of facility are set forth in 7.6 and 7.10 following. Additionally, the customer may specify optional features for the individual channels derived from the facility to further tailor the channel to meet specific communications requirements. Descriptions of the optional features and functions available are set forth in 7.2.1 following.

(C)

For example, a customer may order a 44.736 Mbps High Capacity channel from a customer designated premises to a Telephone Company hub for multiplexing to twenty-four 1.544 Mbps channels. The 1.544 Mbps channels may be further multiplexed at the same or a different hub to Voice Grade channels or may be extended to other customer designated premises or hubs. Optional features may be added to either the 1.544 Mbps or the Voice Grade channels.

(C)

(C)

(D)

|
|
|
|
|

(D)

(TR 93)

ACCESS SERVICE

7. Special Access Service (Cont'd)7.1 General (Cont'd)7.1.2 Service Descriptions

For the purposes of ordering, there are eight categories of Special Access Service. These are:

Service Designator Codes

Metallic	MT
Telegraph Grade	TG
Voice	VG
Program Audio	AP
Video	TV
Digital Data	DA
High Capacity	HC

(D)

Each service consists of a basic channel to which a technical specifications package (customized or predefined), channel interface(s) and, when desired, optional features and functions are added to construct the service desired by the customer. Technical specifications packages are described in Section 15. following, optional features and functions are described in this section. Channel interfaces are described in 15.2 following.

Customized technical specifications packages will be provided where technically feasible. If the Telephone Company determines that the requested parameter specifications are not compatible, the customer will be advised and given the opportunity to change the order.

When a customized channel is ordered the customer will be notified whether Additional Engineering Charges apply. In such cases, the customer will be advised and given the opportunity to change the order.

The channel descriptions provided in 7.4 through 7.10 following, specify the characteristics of the basic channel and indicate whether the channel is provided between customer designated premises, between a customer designated premises and a Telephone Company hub where bridging or multiplexing functions are performed, between hubs, or between a customer designated premises and a WATS Serving Office.

(TR 93)

ACCESS SERVICE

7. Special Access Service (Cont'd)7.1 General (Cont'd)7.1.2 Service Descriptions (Cont'd)

- (A) Information pertaining to the technical specifications packages indicates the transmission parameters that are available with each package. This information is displayed in matrices set forth in 15.2 following.
- (B) Channel interfaces at each Point of Termination on a two-point service may be symmetrical or asymmetrical. On a multipoint service they may also be symmetrical or asymmetrical, but communications can only be provided between compatible channel interfaces. Only certain channel interfaces are compatible. These are set forth in 15.2 following, in a combination format.
- (C) Only certain channel interface combinations are available with the predefined technical specifications packages. These are delineated in the Technical References set forth in (F) following. When a customized channel is requested, all channel interface combinations available with the specified type of service are available with the customized channel.
- (D) The optional features and functions available with each type of Special Access Service are described in this section. The optional features and functions information also indicates with which technical specifications packages they are available. Such information is displayed in matrices set forth in 15.2 following with the optional feature or function listed down the left side and the technical specifications package listed across the top.

(TR19)

ACCESS SERVICE

7. Special Access Service (Cont'd)7.1 General (Cont'd)7.1.2 Service Descriptions (Cont'd)

(E) The Telephone Company will maintain services installed prior to April 1, 1985, at their existing transmission specifications provided such performance specifications do not exceed the standards listed in this provision. Those services exceeding the standards listed will be maintained at the performance levels specified in this tariff.

(F) All services installed after April 1, 1985 will conform to the transmission specifications standards contained in this tariff or in the following Technical References for each category of service:

Metallic	TR-NPL-000336
Telegraph Grade	TR-NPL-000336
Voice Grade	TR-TSY-000335
	PUB 41004, Table 4
Program Audio	TR-NPL-000337 and associated Addendum
Video	TR-NPL-000338
Digital Data	TR-NPL-000341 and associated Addendum
	PUB 62310
High Capacity	TR-INS-000342
	PUB 62411

(D)
|
|
(D)

7.1.3 Service Configurations

There are two types of service configurations over which Special Access Services are provided: two-point service and multipoint service.

(C)
|
(C)

(A) Two-Point Service

A two-point service connects two customer designated premises, either on a directly connected basis or through a hub where multiplexing functions are performed, or a customer designated premises and a WATS Serving Office (WSO).

Applicable rate elements are:

- Channel Terminations
- Channel Mileage (as applicable)
- Optional Features and Functions (when applicable)

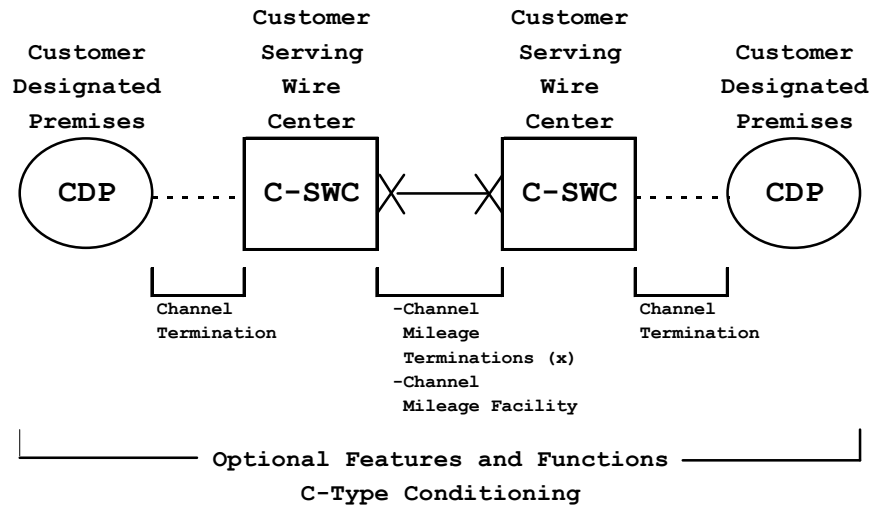
(TR 93)

ACCESS SERVICE

7. Special Access Service (Cont'd)7.1 General (Cont'd)7.1.3 Service Configurations (Cont'd)(A) Two-Point Service (Cont'd)

A Special Access Surcharge, as set forth in 7.3 following, may be applicable.

The following diagram depicts a two-point Voice Grade service connecting two Customer Designated Premises (CDP). The service is provided with C-Type conditioning.



Applicable rate elements are:

- Channel Terminations (2 applicable, one (1) per CDP)
- Channel Mileage
 - . 2 Channel Mileage Terminations plus
 - . 1 section, Channel Mileage Facility per mile
- C-Type Conditioning Optional Feature

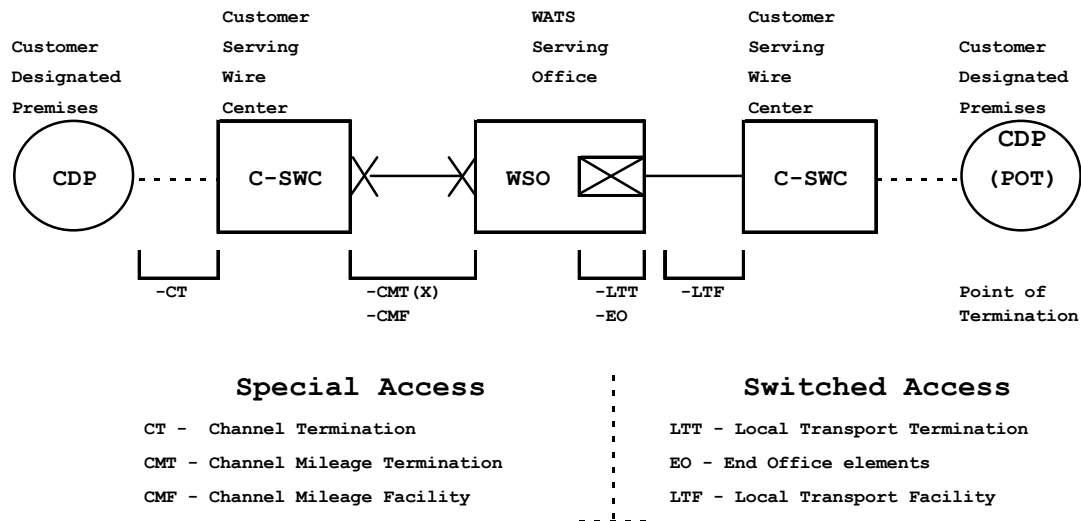
(TR19)

ACCESS SERVICE

7. Special Access Service (Cont'd)7.1 General (Cont'd)7.1.3 Service Configurations (Cont'd)(A) Two-Point Service (Cont'd)

The following diagram depicts a two-point Voice Grade service connecting a customer designated premises to a WATS serving office.

The Special Access surcharge, as set forth in 7.3 following, may be applicable.



Applicable rate elements for Special Access are:

- Channel Termination
- Channel Mileage
 - . 2 Channel Mileage Terminations plus
 - . 1 section, Channel Mileage Facility per mile

(TR19)

ACCESS SERVICE

7. Special Access Service (Cont'd)7.1 General (Cont'd)7.1.3 Service Configurations (Cont'd)(A) Two-Point Service (Cont'd)

If one of the Customer Designated Premises is an Expanded Interconnection Location:

- One Channel Termination and one Cross-connect are applicable rate elements.

(B) Multipoint Service

Multipoint service connects three or more customer designated premises through one or more Telephone Company hubs. Only certain types of Special Access Service are provided as multipoint service. These are so designated in the descriptions for the appropriate channel set forth in 7.4 through 7.10 following.

The channel between hubs (i.e., bridging locations) on a multipoint service is a mid-link. There is no limitation on the number of mid-links available with a multipoint service. However, when more than three mid-links in tandem are provided the quality of the overall service may be degraded.

Multipoint service utilizing a customized technical specifications package, as set forth in 7.1.2 preceding and 15.2 following, will be provided when technically possible. If the Telephone Company determines that the requested characteristics for a multipoint service are not compatible, the customer will be advised and given the opportunity to change the order.

When ordering, the customer will specify the desired bridging hub(s). EXCHANGE CARRIER ASSOCIATION TARIFF F.C.C. NO. 4 identifies serving wire centers, hub locations and the type of bridging functions available.

Applicable Rate Elements are:

- Channel Terminations (one per customer designated premises)
- Channel Mileage (as applicable between the serving wire center for each customer designated premises and the hub and between hubs).
- Bridging
- Additional Optional Features and Functions (when applicable).

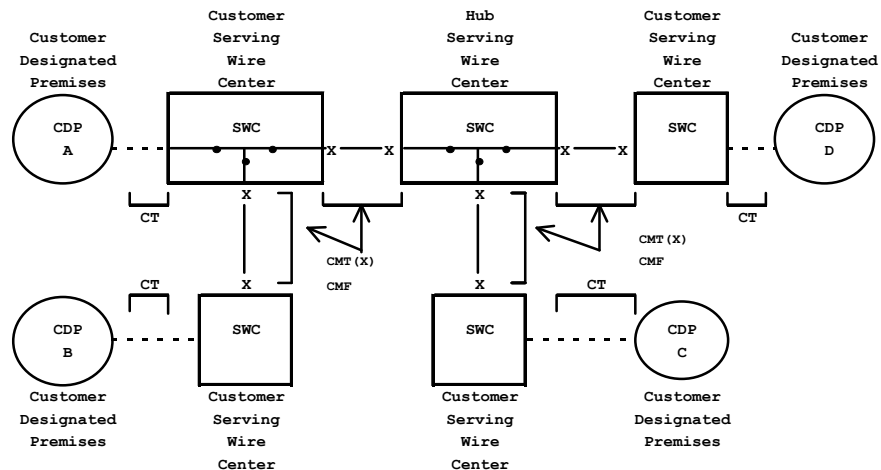
(TR19)

ACCESS SERVICE

7. Special Access Service (Cont'd)7.1 General (Cont'd)7.1.3 Service Configurations (Cont'd)(B) Multipoint Service (Cont'd)

The Special Access Surcharge, as set forth in 7.3 following, may be applicable.

Example: Voice Grade multipoint service connecting four customer designated premises (CDP) via two customer specified bridging hubs.



CT - Channel Termination
CMT - Channel Mileage Termination
CMF - Channel Mileage Facility
o - Bridging Port

Applicable rate elements are:

- Channel Terminations (4 applicable)
- Channel Mileage
 - o 2 Channel Mileage Terminations per Channel Mileage Facility section for a total of 8 plus
 - o 4 sections, Channel Mileage Facility per mile
- Bridging Optional Feature (6 applicable, i.e., each bridge port)

(TR19)

ACCESS SERVICE

7. Special Access Service (Cont'd)

7.1 General (Cont'd)

Reserved for Future Use

(D)

(D)

(TR 93)

Issued: November 16, 2017

Effective: December 1, 2017

Vice President - Tariffs
4001 Rodney Parham Road
Little Rock, Arkansas 72212

ACCESS SERVICE

7. Special Access Service (Cont'd)

7.1 General (Cont'd)

Reserved for Future Use

(D)

(D)

(TR 93)

Issued: November 16, 2017

Effective: December 1, 2017

Vice President - Tariffs
4001 Rodney Parham Road
Little Rock, Arkansas 72212

ACCESS SERVICE

7. Special Access Service (Cont'd)7.1 General (Cont'd)7.1.4 Alternate Use

Alternate Use occurs when a service is arranged by the Telephone Company so that the customer can select different types of transmission at different times. A customer may use a service in any privately beneficial manner. However, where technical or engineering changes are required to effectuate an alternate use, the Telephone Company will make such special arrangements available on an individual case basis.

The arrangement required to transfer the service from one operation to the other (i.e., the transfer relay and control leads) will be rated and provided on an individual case basis and filed in Section 12. following, Specialized Service or Arrangements. The customer will pay the stated tariff rates for the Access Service rate elements for the service ordered [i.e., Channel Terminations, Channel Mileage (as applicable) and Optional Features and Functions (if any)].

7.1.5 Special Facilities Routing

A customer may request that the facilities used to provide Special Access Service be specially routed. The regulations, rates and charges for Special Facilities Routing (i.e., Avoidance, Diversity and Cable-Only) are set forth in Section 11. following.

7.1.6 Design Layout Report

At the request of the customer, the Telephone Company will provide to the customer the make-up of the facilities and services provided under this tariff as Special Access Service to aid the customer in designing its overall service. This information will be provided in the form of a Design Layout Report. The Design Layout Report will be provided to the customer at no charge, and will be reissued or updated whenever these facilities are materially changed.

(TR19)

ACCESS SERVICE

7. Special Access Service (Cont'd)7.1 General (Cont'd)7.1.7 Acceptance Testing

At no additional charge, the Telephone Company will, at the customer's request, cooperatively test the following at the time of installation:

- (A) For Voice Grade analog services, the acceptance test will include tests for loss, 3-tone slope, DC continuity, operational signaling, C-notched noise, and C-message noise when these parameters are applicable and specified in the order of service. Additionally, for Voice Grade services, a balance (improved loss) test will be made if the customer has ordered the improved loss optional feature.
- (B) For other analog services (i.e., Metallic, Telegraph, Program Audio, and Video) and for digital services (i.e., Digital Data and High Capacity), acceptance tests will include tests applicable to the service as specified by the customer in the order for service.

In addition to the above tests, Additional Cooperative Acceptance Testing for Voice Grade service to test other parameters, as described in 13.3.1(B) following, is available at the customer's request. All test results will be made available to the customer upon request.

7.1.8 Ordering Options and Conditions

Special Access Service is ordered under the Access Order provisions set forth in Section 5. preceding. Also included in that section are other charges which may be associated with ordering Special Access Service (e.g., Service Date Change Charges, Cancellation Charges, etc.).

(TR19)

ACCESS SERVICE

7. Special Access Service (Cont'd)7.1 General (Cont'd)7.1.9 Competitive vs. Non-competitive counties

In accordance with the FCC's Business Data Services Report and Order (FCC 17-43) released April 28, 2017, rates, terms and conditions for Special Access packet-based services, TDM-based services exceeding a DS3 bandwidth, High-capacity (DS1 or above) transport services are set forth in the Windstream ILEC Interstate Business Data Services Guidebook. In addition, rates, terms and conditions for channel terminations for DS1 and DS3 services provided in wire centers where the physical address of the wire center is in a county or county equivalent designated as competitive pursuant to the FCC's list of competitive and non-competitive counties also will be provided pursuant to the rates, terms and conditions of the Windstream ILEC Interstate Business Data Services Guidebook which is available at <https://www.windstream.com/about/legal/Legal-Notices>. Special Access services having bandwidths lower than 1.544 Mbps and channel termination for DS1 and DS3 services provided in wire centers where the physical address of the wire center is in a county or county equivalent designated as non-competitive pursuant to the FCC's list of competitive and non-competitive counties will be provided pursuant to the rates, terms and conditions of this tariff. A listing of the Windstream ILEC wire centers designated as non-competitive is provided at 7.14 following.

(T)
(T)

(TR 96)

ACCESS SERVICE

7. Special Access Service (Cont'd)7.2 Rate Regulations

This section contains the specific regulations governing the rates and charges that apply for Special Access.

7.2.1 Rate Categories

There are three basic rate categories which apply to Special Access Service:

- Channel Terminations (described in 7.2.1(A) following)
- Channel Mileage (described in 7.2.1(B) following)
- Optional Features and Functions (described in 7.2.1(C) following).

(A) Channel Termination

The Channel Termination rate category recovers the costs associated with the communications path between a customer designated premises and the serving wire center of that premises. Included as part of the Channel Termination is a standard channel interface arrangement which defines the technical characteristics associated with the type of facilities to which the access service is to be connected at the Point of Termination (POT) and the type of signaling capability, if any. The signaling capability is provided as an optional feature as set forth in (C) following.

(D)
|
(D)

One Channel Termination charge applies per customer designated premises at which the channel is terminated. This charge will apply even if the customer designated premises and the serving wire center are collocated in a Telephone Company building.

For DS3 High Capacity Service, the Channel Termination rates are made up of the DS3 Capacity Interface rate and the DS3 Channel Installed rate. The Capacity Interface rate is dependent upon the capacity ordered (i.e., Capacity Interface of 1, 3, 6 or 12) and is applicable at each customer designated premises. The capacity ordered is the maximum number of DS3 services that can be terminated on a given service at the customer designated premises (e.g., a capacity of 3 can terminate 1, 2, or 3 DS3 services).

One DS3 channel installed rate applies per customer designated premises at which the channel is terminated for each DS3 channel that is ordered. These charges will apply even if the customer designated premises and the serving wire center are collocated in a telephone company building.

(TR 93)

ACCESS SERVICE

7. Special Access Service (Cont'd)7.2 Rate Regulations (Cont'd)7.2.1 Rate Categories (Cont'd)(B) Channel Mileage

The Channel Mileage rate category recovers the costs associated with the end office equipment and the transmission facilities between the serving wire centers associated with two customer designated premises, between a serving wire center associated with a customer designated premises and a Telephone Company hub or between two Telephone Company hubs, between a serving wire center associated with a customer designated premises and a wire center equipped for Add/Drop Multiplexing (ADM) or between two ADM equipped wire centers. Channel Mileage rates are made up of the Channel Mileage Facility rate and the Channel Mileage Termination rate.

(1) Channel Mileage Facility

The Channel Mileage Facility rate recovers the per mile cost for the transmission path which extends between the Telephone Company serving wire centers and/or hub(s).

(D)
|
|
|
|
(D)

(2) Channel Mileage Termination

The Channel Mileage Termination rate recovers the cost for end office equipment associated with terminating the facility (i.e., basic circuit equipment and terminations at serving wire centers and hubs). The Channel Mileage Termination rate will apply at the serving wire center(s) for each customer designated premises and Telephone Company hub where the channel is terminated. If the Channel Mileage is between Telephone Company bridging hubs, the Channel Mileage Termination rate will apply per Telephone Company designated hub. If the Channel Mileage is between the serving wire center for a customer designated premises and a WATS Serving Office, the Channel Mileage Termination rate will apply at both the serving wire center associated with the customer designated premises and the WATS Serving Office.

(TR 93)

ACCESS SERVICE

7. Special Access Service (Cont'd)

7.2 Rate Regulations (Cont'd)

7.2.1 Rate Categories (Cont'd)

(B) Channel Mileage (Cont'd)

(2) Channel Mileage Termination (Cont'd)

(D)
|
|
|
|
|
|
|
|
|
|
(D)

When the Channel Mileage Facility is zero (i.e.,
collocated serving wire centers), neither the Channel
Mileage Facility rate nor the Channel Mileage
Termination rate will apply.

(TR 93)

Issued: November 16, 2017

Effective: December 1, 2017

Vice President - Tariffs
4001 Rodney Parham Road
Little Rock, Arkansas 72212

ACCESS SERVICE

7. Special Access Service (Cont'd)7.2 Rate Regulations (Cont'd)7.2.1 Rate Categories (Cont'd)(C) Optional Features and Functions

The Optional Features and Functions rate category recovers the costs associated with optional features and functions which may be added to a Special Access Service to improve its quality or utility to meet specific communications requirements. These are not necessarily identifiable with specific equipment, but rather represent the end result in terms of performance characteristics which may be obtained. These characteristics may be obtained by using various combinations of equipment. Although the equipment necessary to perform a specified function may be installed at various locations along the path of the service, they will be charged for as a single rate element.

Examples of Optional Features and Functions that are available include, but are not limited to, the following:

- Signaling Capability
- Hubbing Functions
- Conditioning
- Transfer Arrangements

Descriptions for each of the available Optional Features and Functions are set forth in 7.4 through 7.10 following.

A hub is a Telephone Company designated serving wire center at which bridging or multiplexing functions are performed. The bridging functions performed are to connect three or more customer designated premises in a multipoint arrangement. The multiplexing functions are to channelize analog or digital facilities to individual services requiring a lower capacity or bandwidth. NATIONAL EXCHANGE CARRIER ASSOCIATION, INC. TARIFF F.C.C. NO. 4 identifies serving wire centers, hub locations and the type of bridging or multiplexing functions available.

(TR19)

ACCESS SERVICE

7. Special Access Service (Cont'd)7.2 Rate Regulations (Cont'd)7.2.2 Types of Rates and Charges

There are three types of rates and charges. These are monthly rates, daily rates and nonrecurring charges. The rates and charges are described as follows:

(A) Monthly Rates

Monthly rates are recurring rates that apply each month or fraction thereof that a Special Access Service is provided. For billing purposes, each month is considered to have 30 days.

(B) Daily Rates

Daily rates are recurring rates that apply to each 24 hour period or fraction thereof that a Program Audio or Video Special Access Service is provided for part-time use. For purposes of applying daily rates, the 24 hour period is not limited to a calendar day.

Part-time Program Audio or Video Service provided within a consecutive 30 day period will be charged the daily rate, not to exceed the monthly rate. For each day or partial day after a consecutive 30 day period of service, a charge equal to 1/30th of the monthly rate shall apply.

(TR19)

ACCESS SERVICE

7. Special Access Service (Cont'd)7.2 Rate Regulations (Cont'd)7.2.2 Types of Rates and Charges (Cont'd)(C) Nonrecurring Charges

Nonrecurring charges are one-time charges that apply for specific work activity (i.e., installation or change to an existing service). The types of nonrecurring charges that apply for Special Access Service are: installation of service, installation of optional features and functions, and service rearrangements. These charges are in addition to the Access Order Charge as specified in 17.4.1 following.

(1) Installation of Service

Nonrecurring charges apply to each service installed. The nonrecurring charges for the installation of service are set for each channel type as a nonrecurring charge for the Channel Termination.

(2) Installation of Optional Features and Functions

When optional features and functions are installed coincident with the initial installation of service, no separate nonrecurring charge is applicable. When optional features and functions are installed or changed subsequent to the installation of service, an Access Order Charge as specified in 17.4.1 following will apply per order.

(TR19)

ACCESS SERVICE

7. Special Access Service (Cont'd)7.2 Rate Regulations (Cont'd)7.2.2 Types of Rates and Charges (Cont'd)(C) Nonrecurring Charges (Cont'd)(3) Service Rearrangements

Service rearrangements are changes to existing (installed) services which may be administrative only in nature, as set forth following, or that involve actual physical change to the service. Changes to pending orders are set forth in 5.4 preceding.

Changes in the physical location of the point of termination or customer designated premises are moves as set forth in 7.2.3 following.

Changes in the type of Service or Channel Termination which result in a change of the minimum period requirement will be treated as a discontinuance of the service and an installation of a new service.

Changes in ownership or transfer of responsibility from one customer to another will be treated as a discontinuance of the service and an installation of a new service. In the event the change in ownership or transfer of responsibility is as set forth in 2.1.2(A) preceding where there is no change in facilities or arrangements, the change will be treated as an administrative change.

(TR19)

ACCESS SERVICE

7. Special Access Service (Cont'd)7.2 Rate Regulations (Cont'd)7.2.2 Types of Rates and Charges (Cont'd)(C) Nonrecurring Charges (Cont'd)(3) Service Rearrangements (Cont'd)

Administrative changes will be made without charge(s) to the customer. Administrative changes are as follows:

- Change of customer name,
- Change of customer or customer's end user premises address when the change of address is not a result of physical relocation of equipment,
- Change in billing data (name, address, or contact name or telephone number),
- Change of agency authorization
- Change of customer circuit identification,
- Change of billing account number,
- Change of customer test line number,
- Change of customer or customer's end user contact name or telephone number, and
- Change of jurisdiction.

All other service rearrangements will be charged as follows:

- If the change involves the addition of other customer designated premises to an existing service, the nonrecurring charge for the channel termination rate element will apply. The charge(s) will apply only for the location(s) that is being added. The charge(s) will be in addition to an Access Order Charge as set forth in 17.4.1 following.

(TR19)

ACCESS SERVICE

7. Special Access Service (Cont'd)7.2 Rate Regulations (Cont'd)7.2.2 Types of Rates and Charges (Cont'd)(C) Nonrecurring Charges (Cont'd)(3) Service Rearrangements (Cont'd)

- If the change involves the addition of an optional feature or function, or if the change involves changing the type of signaling on a Voice Grade service, and for all other changes, the Access Order Charge as set forth in 17.4.1 following will apply.

7.2.3 Moves

A move involves a change in the physical location of one of the following:

- The Point of Termination at the customer's premises
- The customer's premises

The charges for the move are dependent on whether the move is to a new location within the same building or to a different building. In either case, charges as described in (A) and (B) following are in addition to the Access Order Charge as specified in 17.4.1 following.

(A) Moves Within the Same Building

When the move is to a new location within the same building, the charge for the move will be an amount equal to one half of the nonrecurring (i.e., installation) charge for the service termination affected. There will be no change in the minimum period requirements.

(TR19)

ACCESS SERVICE

7. Special Access Service (Cont'd)7.2 Rate Regulations (Cont'd)7.2.3 Moves (Cont'd)(B) Moves To a Different Building

Moves to a different building will be treated as a discontinuance and start of service and all associated nonrecurring charges will apply. New minimum period requirements will be established for the new services. The customer will also remain responsible for satisfying all outstanding minimum period charges for the discontinued service.

7.2.4 Minimum Periods

The minimum service period for all services except part-time Video and Program Audio services and DS3 High Capacity Service is one month and the full monthly rate will apply to the first month. Adjustments for the quantities of services established or discontinued in any billing period beyond the minimum period are as set forth in 2.4.1(F) preceding. The minimum service period for part-time Video and Program Audio services is a continuous 24-hour period, not limited to a calendar day. The minimum service period for DS3 High Capacity Service is twelve months.

(C)

(C)

(C)

* The minimum service period for DS3 High Capacity Service is twelve (12) months

(C)

(TR 93)

Issued: November 16, 2017

Effective: December 1, 2017

Vice President - Tariffs
4001 Rodney Parham Road
Little Rock, Arkansas 72212

ACCESS SERVICE

7. Special Access Service (Cont'd)7.2 Rate Regulations (Cont'd)7.2.5 Mileage Measurement

The mileage to be used to determine the monthly rate for the Channel Mileage Facility is calculated on the airline distance between the locations involved, i.e.,

- the serving wire centers associated with two customer designated premises,
- a serving wire center associated with a customer designated premises and a Telephone Company hub,
- two Telephone Company hubs,
- a serving wire center associated with a customer designated premises and a wire center equipped for Frame Relay Access Service,
- a serving wire center associated with a customer designated premises and a wire center equipped for Add/Drop Multiplexing,
- two wire centers equipped for Add/Drop Multiplexing, or between the serving wire center associated with a customer designated premises and a WATS Serving Office.

The serving wire center associated with a customer designated premises is the serving wire center from which this customer designated premises would normally obtain dial tone.

Mileage charges are shown with each channel type. To determine the rate to be billed, first compute the mileage using the V&H coordinates method, as set forth in the NATIONAL EXCHANGE CARRIER ASSOCIATION, INC. TARIFF F.C.C. NO. 4, then multiply the resulting number of miles times the Channel Mileage Facility per mile rate, and add the Channel Mileage Termination rate for each termination.

When the calculation results in a fraction of a mile, always round up to the next whole mile before determining the mileage and applying the rates. When more than one Telephone Company is involved in the provision of service, billing will be accomplished as set forth in 2.4.7 preceding.

When hubs are involved, mileage is computed and rates applied separately for each section of the Channel Mileage, i.e.,

- customer designated premises serving wire center to hub
- hub to hub and/or
- hub to customer designated premises serving wire center.

However, when any service is routed through a hub for purposes other than customer specified bridging or multiplexing (e.g., the Telephone Company chooses to so route for test access purposes), rates will be applied only to the distance calculated between the serving wire centers associated with the customer designated premises.

See the service configuration example for multipoint service as set forth in 7.1.3(B) preceding.

(TR19)

ACCESS SERVICE

7. Special Access Service (Cont'd)7.2 Rate Regulations (Cont'd)(D)
|
|
|
|
|
(D)7.2.6 Facility Hubs

A customer has the option of ordering Voice Grade service or High Capacity services (i.e., DS1 or DS3) to a facility hub for channelizing to individual services requiring lower capacity facilities (e.g., Telegraph, Voice, Program Audio, etc.).

(C)

Different locations may be designated as hubs for different facility capacities, e.g., multiplexing from digital to digital may occur at one location while multiplexing from digital to analog may occur at a different location. When placing an Access Order the customer will specify the desired hub. NATIONAL EXCHANGE CARRIER ASSOCIATION, INC. TARIFF F.C.C. NO. 4 identifies serving wire centers, hub locations and the type of multiplexing functions available.

Some of the types of multiplexing available include the following:

- from higher to lower bit rate
- from higher to lower bandwidth
- from high capacity to voice frequency channels.

Point to point services may be provided on channels of these services to a hub. The transmission performance for the point to point service provided between customer designated premises will be that of the lower capacity or bit rate. For example, when a 1.544 Mbps channel is multiplexed to voice frequency channels, the transmission performance of the channelized services will be Voice Grade, not High Capacity.

The Telephone Company will commence billing the monthly rate for the service to the hub on the date specified by the customer on the Access Order. Individual channels utilizing these services may be installed coincident with the installation of the service to the hub or may be ordered and/or installed at a later date, at the option of the customer. The customer will be billed for a Voice Grade or a High Capacity Channel Termination, Channel Mileage (when applicable), and the multiplexer at the time the service is installed. Individual service rates (by service type) will apply for a Channel Termination and additional Channel Mileage (as required) for each channelized service. These will be billed to the customer as each individual service is installed.

(TR 93)

ACCESS SERVICE

7. Special Access Service (Cont'd)7.2 Rate Regulations (Cont'd)7.2.6 Facility Hubs (Cont'd)

Cascading multiplexing occurs when a High Capacity service is de-multiplexed to provide channels with a lesser capacity and one of the lesser capacity channels is further de-multiplexed. For example, a 6.312 Mbps High Capacity service is de-multiplexed to four DS1 channels and then one of the DS1 channels is further de-multiplexed to 24 individual Voice Grade channels.

When cascading multiplexing is performed, whether in the same or a different hub, a charge for the additional multiplexing unit also applies. When cascading multiplexing is performed at different hubbing locations, Channel Mileage charges also apply between the hubs.

The Telephone Company will designate hubs for Program Audio and Video Services. Full-time or part-time service may be provided between customer designated premises or between a customer designated premises and a hub and billed accordingly at the monthly rates set forth in 17.3.5 and 17.3.6 following for a Channel Termination, Channel Mileage and Optional Features and Functions, as applicable. When the service is ordered to a hub, the customer may order a full-time or part-time Program Audio and Video services as needed between that hub and additional customer designated premises. The rate elements required to provide the part-time service (i.e., Channel Termination, Channel Mileage and Optional Features and Functions, as applicable) will be billed at daily rates for the duration of the service requested.

(TR19)

ACCESS SERVICE

7. Special Access Service (Cont'd)7.2 Rate Regulations (Cont'd)7.2.7 Mixed Use

Mixed use refers to a rate application applicable only when the customer orders High Capacity or Synchronous Optical Channel Service Special Access facilities between a customer designated premises and a Telephone Company hub or ADM equipped wire center where the Telephone Company performs multiplexing/de-multiplexing functions and the same customer then orders the derived channels as Special and Switched Access Services. If the customer has Switched Access Service between a customer designated premises and an end office that is multiplexed at a Telephone Company hub or ADM equipped wire center and subsequently orders the derived channels as Special and Switched Access Service, rates and charges will apply as if the service were ordered as mixed use.

Except as noted above, the High Capacity or Synchronous Optical Channel Service facility will be ordered, provided and rated as Special Access Service (i.e., Channel Termination, Channel Mileage, as appropriate, and Multiplexing, Customer Node, Customer Premises Port, and Add/Drop Multiplexing). The nonrecurring charge that applies when the mixed use facility is installed will be the nonrecurring charge associated with the appropriate Special Access High Capacity or Synchronous Optical Channel Service Channel Termination. Recurring and nonrecurring charges will apply as described in 7.1.9 preceding

(C)
(C)

Rating as Special Access will continue until such time as the customer chooses to use a portion of the available capacity for Switched Access Service. Individual service (i.e., Switched or Special Access) nonrecurring charges will not apply to the individual channels of the mixed use facility.

When Special Access Service is provided utilizing a channel of the mixed use facility to a hub, High Capacity rates and charges will apply for the facility to the hub, as set forth preceding, and individual service rates and charges will apply from the hub to the customer designated premises. The rates and charges that will apply to the portion from the hub to the customer designated premises will be dependent on the specific type of Special Access Service that is provided (e.g., Voice Grade, Telegraph, etc.). The applicable rates and charges will include a Channel Termination and Channel Mileage, if applicable. Rates and charges for Optional Features and Functions associated with the service, if any, will apply for the appropriate channel type.

(TR 93)

ACCESS SERVICE

7. Special Access Service (Cont'd)7.2 Rate Regulations (Cont'd)7.2.7 Mixed Use (Cont'd)

As each individual channel of a Special Access High Capacity Service is activated for Switched Access Service, the Special Access Channel Termination, Channel Mileage, and Multiplexing rates will be reduced accordingly (e.g., 1/24th for a DS1 service, 1/672nd for a DS3 service, etc.).

Similarly, as each individual channel of a Special Access Synchronous Optical Channel Service is activated for Switched Access Service, the Special Access Channel Termination, Channel Mileage, Customer Node, Customer Premises Port, and Add/Drop Multiplexing rates will be reduced accordingly (e.g. 1/2016th for an OC3 service, 1-8064th for an OC12 service).

If the Special Access charges for the mixed use facility are subject to Service Discount Plan discounts (e.g., Term Discount Optional Rate Plan) as set forth in 7.2.8 following, the Special Access charges will be reduced to reflect mixed use before the Service Discount Plan discounts are applied.

Switched Access Service rates and charges, as set forth in 17.2 following, will apply for each channel that is used to provide a Switched Access Service. Additionally, the Switched Access Service Entrance Facility, Direct Trunked Transport, Multiplexing, Customer Node, Customer Premises Port, and Add/Drop Multiplexing charges, if applicable, will be reduced by multiplying their respective rates by the ratio of derived Switched Access Service channels to the total number of Voice Grade channels that can be derived.

The following table shows the total voice grade equivalents for each of the services that may be used for Mixed Use:

High Capacity or Synchronous Optical Channel Service	DS3 Quantities	DS1 Quantities	Voice Grade Equivalents
DS1	n/a	1	24
DS3	1	28	672
OC3	3	84	2,016
OC12	12	336	8,064

The customer must place an order for each individual Switched or Special Access Service utilizing the Mixed Use Facilities and specify the channel assignment for each such service.

(TR19)

ACCESS SERVICE

7. Special Access Service (Cont'd)7.2 Rate Regulations (Cont'd)7.2.8 Service Discount Plans(A) High Capacity Optional Rate plans

There are two High Capacity Optional Rate plans; a Term Discount plan and a Capacity Discount plan*.

The Term Discount plan applies to Special Access DS1 and DS3 High Capacity Service Channel Termination, Channel Mileage Facility and Channel Mileage Termination monthly rates, as set forth following. The amount of the discount differs based on the length of the service commitment period selected by the customer.

Discounts for the Term Discount plan are only applied to High Capacity Service provided a customer within the same state and LATA by the same telephone company.

Discounts for the Capacity Discount plan* are only applied to Special Access DS3 High Capacity Service Channel Termination monthly rates as set forth in 17.3.8 following.

The minimum service period on a monthly rate basis is one month for DS1 service and twelve months for DS3 service.

(1) Term Discounts

DS1 and DS3 High Capacity Special Access Service may be ordered at the customer's option on a monthly rate basis or for Term Discount periods of 36 months (3 years) or 60 months (5 years).

The minimum service period for all Term Discount plans is twelve months. The customer must specify the length of the service commitment period at the time the service is ordered.

For customers that subscribe to the Term Discount plan for 36 or 60 months, the Term Discount Percentage as set forth in 17.3.10 following will be frozen from Company initiated decreases for the entire discount period at the percent in effect at the beginning of the Term Discount period.

(C)
|
|
(C)

If a Term Discount percentage increase occurs during the term of an existing Term Discount plan, the increased percentage will be applied automatically to the remainder of the current Term Discount period.

(C)
|
(C)

* Effective May 14, 2010 the Capacity Discount plan as listed on this page will be grandfathered to those customers who have a Capacity term plan on order or in effect as of the effective date of this tariff. Customers may continue their current service without change until the Customer disconnects this service or the Capacity term plan expires, whichever comes first.

(TR 100)

Issued: March 15, 2019

Effective: March 30, 2019

Senior Regulatory Counsel
4001 Rodney Parham Rd.
Little Rock, Arkansas 72212

ACCESS SERVICE

7. Special Access Service (Cont'd)7.2 Rate Regulations (Cont'd)7.2.8 Service Discount Plans (Cont'd)(A) High Capacity Optional Rate plans (Cont'd)(1) Term Discounts (Cont'd)

At the end of the Term Discount period, the customer may convert to month-to-month service or subscribe to a new Term Discount Plan. If the customer does not make a choice by the end of the discount period, the rates will automatically convert to month-to-month service rates.

To be included in a Service Term Discount plan, all eligible High Capacity rate elements must be ordered for the same commitment term (i.e., all 36 months or all 60 months) and with the same service date. When additional capacity is subsequently added, it will be available only on a month-to-month basis unless the discount period of the entire service is upgraded.

Eligible DS1 and DS3 High Capacity rate elements are those Channel Terminations, Channel Mileage Facility and Channel Mileage Terminations provided to a customer within the same state and LATA by the same telephone company.

(a) Upgrades in Term Discounts

Services provided under monthly rates or Term Discount rates may be upgraded to a Term Discount plan at any time without incurring Channel Termination nonrecurring charges or discontinuance charges for existing services. The new Term Discount plan must meet or exceed the service term of the plan being upgraded. For example, a service with a 36-month commitment period may be upgraded to a new 36-month or 60-month service period. A new minimum service period applies to all High Capacity Service that is upgraded.

(C)
(C)(b) Upgrades in Capacity (DS1 to DS3)

A new minimum service period applies to all upgrades. Channel Termination nonrecurring charges for an equivalent channel capacity of the existing services being upgraded to the higher speed service will not be assessed. For example, 30 DS1 Services are being upgraded to DS3 Service. A capacity of 3 is installed at the customer's request. A total of 2 DS3

(M) Information found on this page previously found on Page 7-30.
Information previously found on this page now found on Page 7-32.

(TR104)

ACCESS SERVICE

7. Special Access Service (Cont'd)7.2 Rate Regulations (Cont'd)7.2.8 Service Discount Plans (Cont'd)(A) High Capacity Optional Rate plans (Cont'd)(1) Term Discounts (Cont'd)(b) Upgrades in Capacity (DS1 to DS3) (Cont'd)

(M)

Channel rate elements will be installed without Channel Termination nonrecurring charges being assessed as it will require 2 DS3 Channel rate elements to provide the equivalent channel capacity of the existing services. Channel Termination nonrecurring charges will not apply to the upgraded lower speed services placed on the higher speed service if requested at the same time as the upgrade request. Channel Termination nonrecurring charges will apply for capacity that exceeds the existing equivalent channel capacity.

(M)

(c) Discontinuance of Service

If the customer chooses to disconnect all or a portion of the service prior to the expiration of the Term Discount period, discontinuance charges will apply to the portion of the service being discontinued.

Should the customer choose to discontinue a Term Discount plan prior to the completion of the minimum service period, discontinuance charges will apply. Discontinuance charges equal to one-hundred percent of the total undiscounted monthly rates, less any amounts previously paid, will apply for the minimum service period.

Additionally, discontinuance charges of fifty percent of the total undiscounted monthly DS1 or DS3 charges will apply to the remaining portion of the discount service term.

Should the customer choose to discontinue service ordered under a Term Discount plan after the minimum service period but before the completion of the discount period, discontinuance charges will apply. Discontinuance charges of fifty percent for DS1 or DS3 Service, of the total undiscounted monthly charges will apply to the remaining portion of the discount period. For example, a customer has a DS1 or DS3 Service which it chooses to discontinue after 33 months into a 60-month service term. The discontinuance charge would be 0.50 times 27 months times the undiscounted monthly rate for that service.

(M) Information found on this page previously found on Page 7-31.

(TR36)

ACCESS SERVICE

7. Special Access Service (Cont'd)7.2 Rate Regulations (Cont'd)7.2.8 Service Discount Plans (Cont'd)(A) High Capacity Optional Rate plans (Cont'd)(2) DS3 Capacity Discounts*

(C)

DS3 High Capacity Service may also be ordered at discounted rates in capacities of 3, 6 and 12 systems under a Capacity Discount Plan. Capacity Discounts apply only to DS3 Channel Terminations (i.e., DS3 Capacity Interfaces and DS3 Channels Installed). DS3 Capacity Discounts may be ordered as part of, or separate from Term Discount plans. When ordered in conjunction with Term Discount plans, the DS3 Channel Terminations must all be ordered under the same month-to-month rate or Term Discount plan with the same service period and service date.

For DS3 High Capacity Channel Terminations the Capacity Interface must be ordered before or in conjunction with an associated DS3 Channel Installed.

In addition, the Capacity Interface can not be disconnected until all of the DS3 Channels Installed are disconnected.

High Capacity Channel Mileage Facility and Channel Mileage Termination charges will apply as required Per DS3 Channel Installed. Capacity Discounts will not apply to these rate elements.

Capacity Discounts will only apply on DS3 Channel Terminations ordered between a serving wire center and customer location, over the same route. Channel Terminations associated with facilities provided between the same serving wire center and customer location via a second or alternate route will not be included as part of the same Capacity Discount plan as the primary route.

The minimum service period for all Capacity Discount plans is twelve months.

* Effective May 14, 2010 the Capacity Discount plan as listed on this page will be grandfathered to those customers who have a Capacity term plan on order or in effect as of the effective date of this tariff. Customers may continue their current service without change until the Customer disconnects this service or the Capacity term plan expires, whichever comes first.

(TR36)

ACCESS SERVICE

7. Special Access Service (Cont'd)7.2 Rate Regulations (Cont'd)7.2.8 Service Discount Plans (Cont'd)(A) High Capacity Optional Rate plans (Cont'd)(2) DS3 Capacity Discounts (Cont'd)*

(C)

(a) Upgrades in DS3 Capacity Discounts

Services rated under the DS3 monthly rate plan may be upgraded to a Capacity Discount Plan at any time, without incurring Channel Termination nonrecurring or discontinuance charges for existing services.

Customers with a capacity of 1, 3 or 6 DS3 High Capacity Special Access Systems may upgrade to a new Capacity Discount without incurring Channel Termination nonrecurring or discontinuance charges for existing capacity. This upgrade will be allowed provided the customer designated premises remain the same. Additionally, the new Channel Termination capacity must exceed the Channel Termination capacity of the plan being upgraded. For example, a customer orders a Capacity of 3 DS3 Interface with 2 DS3 Channels Installed. Subsequently, the customer requests an upgrade to a Capacity of 12 DS3 Interface and adds an additional 3 DS3 Channels installed. The monthly rates will be those that are in effect at the time the service is upgraded. A new minimum service period applies to all services that are upgraded. Full Channel Termination nonrecurring charges as set forth in Section 7.11.6 will apply only to the 3 additional DS3 Channels added at the time of the discount plan upgrade.

* Effective May 14, 2010 the Capacity Discount plan as listed on this page will be grandfathered to those customers who have a Capacity term plan on order or in effect as of the effective date of this tariff. Customers may continue their current service without change until the Customer disconnects this service or the Capacity term plan expires, whichever comes first.

(TR36)

ACCESS SERVICE

7. Special Access Service (Cont'd)7.2 Rate Regulations (Cont'd)7.2.8 Service Discount Plans (Cont'd)(A) High Capacity Optional Rate plans (Cont'd)(2) DS3 Capacity Discounts (Cont'd)*

(C)

(a) Upgrades in DS3 Capacity Discounts (Cont'd)

Customers that subscribe to DS3 Capacity Discount plan may upgrade to a larger Capacity Interface. Discontinuance charges will not apply if all the following conditions are met:

- the customer's order for the disconnect of the current DS3 Capacity Interface and order for the installation of the upgraded DS3 Capacity Interface are received by the telephone company at the same time and specifies that the capacity of service is to be upgraded,
- the customer's disconnect order for the existing DS3 Service must reference the new connection order,
- the new service is provided between the same customer locations as the discontinued service,
- the new service has a DS3 Capacity Interface larger than the Capacity Interface of the discount plan or plans being discontinued and,
- any applicable DS3 High Capacity Term Discount plan time period is reestablished or upgraded at the time of the upgrade in the Capacity Discount plan.

* Effective May 14, 2010 the Capacity Discount plan as listed on this page will be grandfathered to those customers who have a Capacity term plan on order or in effect as of the effective date of this tariff. Customers may continue their current service without change until the Customer disconnects this service or the Capacity term plan expires, whichever comes first.

(TR36)

ACCESS SERVICE

7. Special Access Service (Cont'd)7.2 Rate Regulations (Cont'd)7.2.8 Service Discount Plans (Cont'd)(A) High Capacity Optional Rate plans (Cont'd)(2) DS3 Capacity Discounts (Cont'd)*

(C)

(b) Conversion from DS3 Capacity Discounts to Synchronous Optical Channel Service

Customers that subscribe to the DS3 Capacity Discount plan may convert to Synchronous Optical Channel Service (SOCS). Discontinuance charges will not apply if all the following conditions are met:

- The customer's order for the disconnect of the current DS3 service and order for the installation of SOCS are received by the telephone company at the same time and,
- The customer's disconnect order for the existing DS3 service must reference the new SOCS order,
- The new service is provided between the same customer locations as the discontinued service,
- The new service has a DS3 Capacity no larger than the Capacity Interface of the discount plan or plans being discontinued and,
- The term discount period for any applicable DS3 Capacity Discount Plan with an associated Term Discount Plan must be reestablished or upgraded at the time of the conversion to SOCS.

* Effective May 14, 2010 the Capacity Discount plan as listed on this page will be grandfathered to those customers who have a Capacity term plan on order or in effect as of the effective date of this tariff. Customers may continue their current service without change until the Customer disconnects this service or the Capacity term plan expires, whichever comes first.

(TR36)

ACCESS SERVICE

7. Special Access Service (Cont'd)

7.2 Rate Regulations (Cont'd)

Reserved for Future Use

(D)

(D)

(TR 93)

Issued: November 16, 2017

Effective: December 1, 2017

Vice President - Tariffs
4001 Rodney Parham Road
Little Rock, Arkansas 72212

ACCESS SERVICE

7. Special Access Service (Cont'd)

7.2 Rate Regulations (Cont'd)

Reserved for Future Use

(D)

(D)

(TR 93)

Issued: November 16, 2017

Effective: December 1, 2017

Vice President - Tariffs
4001 Rodney Parham Road
Little Rock, Arkansas 72212

ACCESS SERVICE

7. Special Access Service (Cont'd)

7.2 Rate Regulations (Cont'd)

Reserved for Future Use

(D)

(D)

(TR 93)

Issued: November 16, 2017

Effective: December 1, 2017

Vice President - Tariffs
4001 Rodney Parham Road
Little Rock, Arkansas 72212

ACCESS SERVICE

7. Special Access Service (Cont'd)7.2 Rate Regulations (Cont'd)7.2.9 Density Pricing Zones

A system of density pricing has been established wherein each serving wire center and each meet-point with another Telephone Company is assigned to a zone. Services designated as subject to competition may have rates and charges, as set forth in Section 17 following, which vary between zones for the same service.

Interoffice facilities (Channel Mileage Facility and Channel Mileage Termination) between serving wire centers, or between a serving wire center and a meet-point with another Telephone Company, in different density pricing zones shall be rated with the price from the highest priced zone associated with the specific circuit. Channel Terminations and other zoned special access services are rated from the serving wire center to which they are connected.

Density pricing zones, applicable to serving wire centers, are identified in National Exchange Carrier Association, Inc. Tariff F.C.C. No. 4. Meet-points with another Telephone Company are assigned to density pricing zone 3.

(TR19)

ACCESS SERVICE

7. Special Access Service (Cont'd)7.2 Rate Regulations (Cont'd)7.2.10 Incremental Spend Discount Plan(A) General

The Incremental Spend Discount Plan (ISDP) is an optional discount plan that allows customers that subscribe (Participating Customer), that increase the amount of Qualifying Services (Qualifying Services) as defined in Section 7.2.10(D) following it purchases from the Telephone Company, to aggregate the increased revenue spend for all of its Qualifying Services on a national basis, and receive a discount in accordance with the discount schedule at Section 17.3.13.

(C)
(C)
(D)

The ISDP is a term plan consisting of 12 consecutive full billing periods (Term). The Initial Term is the first Term by a Participating Customer. A Subsequent Term is any consecutive Plan Term following the Initial Term. Participating Customers will not be allowed to enter into other ISDPs until the current Term of their initial or subsequent ISDP has expired. Prior to the end of the current Term, Participating Customers may elect a Subsequent Term pursuant to the terms of this Section including a recalculation of Base Revenue pursuant to Section 7.2.10(E) following or at the election of the Participating Customer, using the Base Revenue used to calculate the Incremental Spend for the Initial Term for up to four consecutive Subsequent Terms. Election of a Subsequent Term must be done in writing. If a Subsequent Term is not elected the customer will not be allowed to enter into a new ISDP for 12 months following the end of the current Term.

(C)
(C)
(C)
(C)
(C)
(C)
(C)
(C)
(C)

A Participating Customer shall include all affiliated entities currently purchasing or capable of purchasing Qualifying Services from the Telephone Company. For the purposes of the ISDP, "affiliated entity" refers to any person (i.e., including natural persons and organizations, partnerships, associations and corporations) that (directly or indirectly) owns (i.e., owning an equity interest or equivalent thereof of more than 10%) or controls, is owned or controlled by, or is under common ownership or control with another person.

(B) Subscription Requirements

The Participating Customer's request for subscription to the ISDP must be in writing, and must include all of the following:

- (1) Participating Customer contact
- (2) Authorized Participating Customer signature
- (3) Participating Customer address
- (4) Requested ISDP Start Date
- (5) List of Access Customer Name Abbreviations (ACNA)
- (6) List of Billing Account Number (BAN), per state, where discounts will apply
- (7) Identification of all affiliated entities existing as of the requested ISDP start date.

(TR78)

ACCESS SERVICE

7. Special Access Service (Cont'd)7.2 Rate Regulations (Cont'd)7.2.10 Incremental Spend Discount Plan (Cont'd)

(N)

(C) Access Customer Name Abbreviation (ACNA)

(1) ACNA(s) Subscribing to ISDP

For purposes of identifying the Participating Customer's ACNAs all ACNA's designated to the customer, including ACNA's of affiliated entities, will be included in the ISDP.

(2) Addition of an ACNA(s)

In the event the Participating Customer creates or acquires a new ACNA(s), the Participating Customer shall provide written notification no later than 30 days prior to the end of the ISDP Term. Such notification shall include a list of the affected ACNA(s) and the date that the Participating Customer created or acquired the new ACNA(s).

At the end of the ISDP Term, the Telephone Company shall modify the existing ISDP by adding the created or acquired ACNA(s) to the ISDP as defined in Section 7.2.10(E).

(3) Removal of an ACNA(s)

When an ACNA(s) is no longer owned by the Participating Customer, the Participating Customer shall provide written notification to the Telephone Company no later than 30 days prior to the end of the ISDP Term. Such notification shall include a list of the affected ACNA(s) and the date that the Participating Customer no longer owned the existing ACNA(s).

At the end of the ISDP Term, the Telephone Company shall modify the existing ISDP by removing the affected ACNA(s) from the ISDP as defined in Section 7.2.10(E).

(N)

(TR78)

ACCESS SERVICE

7. Special Access Service (Cont'd)7.2 Rate Regulations (Cont'd)7.2.10 Incremental Spend Discount Plan (Cont'd)(D) Qualifying Services

1. General

The ISDP will be administered as a single discount plan for which a single Term and discount, as defined in Section 17.3.13, shall apply. The Participating Customer will purchase Qualifying Services as specified within this tariff.

2. Inclusion of Qualifying Services in ISDP

The Qualifying Services are included in the ISDP for purposes of determining the Base Revenue, Term Revenue as defined in 7.2.10(E).

3. Qualifying Services

- (a) Qualifying Services are the current recurring billing month Special Access services as purchased by the Participating Customer specified below: (C)

- Channel Terminations
- Channel Mileage
- Optional Features and Functions

(D)

- (b) Should any Qualifying Service be de-tariffed during the term of an ISDP, the Base Revenue and any Term Revenue of the de-tariffed services will be removed from the ISDP.

- (c) Special Access Qualifying Services that are provided as part of Mixed Use Facilities will be included in the ISDP. The Switched Access Portion for such services of the Mixed Use Facilities will not be included in the ISDP and will not be subject to the discount provided under the ISDP.

(E) Application of Discounts

Base Revenue is calculated on gross billed revenue for Qualifying Services.

Base Revenue is determined prior to the beginning of the Term. The Telephone Company will determine Base Revenue by averaging the billed revenue for three full months of Qualifying Services in the Participating Customer's ACNA(s) prior to the start of the Term and annualizing by multiplying by twelve.

(TR 93)

ACCESS SERVICE

7. Special Access Service (Cont'd)7.2 Rate Regulations (Cont'd)7.2.10 Incremental Spend Discount Plan (Cont'd)

(N)

(E) Application of Discounts (Cont'd)

Term Revenue is the revenue billed for Qualifying Services during the Term within the Participating Customer's ACNA(s), less past due or disputed billed amounts, which will not be included in the calculation of the Term Revenue.

Incremental Spend is the amount by which Term Revenue exceeds the Base Revenue.

When new ACNA(s) are added to the ISDP, Base Revenue and Term Revenue associated with the new ACNA(s) will be included in the ISDP based on the number of months remaining in the Term.

When ACNA(s) are removed from the ISDP, Base Revenue and Term Revenue of the removed ACNA(s) will be removed from the ISDP.

At the end of the Term the Telephone Company will:

1. Determine the Incremental Spend by subtracting Base Revenue from the Term Revenue;
2. Provide calculations to Participating Customer, by Certified U.S. Mail, within 30 days of the Term's last billing date;
3. If the Participating Customer disagrees with the Telephone Company calculation of the Incremental Spend, it must notify the Telephone Company in writing. This notification must be received by the Telephone Company no later than 90 days after the Term's last billing date;
4. If the Telephone Company has not received a written dispute from the Participating Customer within 90 days from the Term's last billing date, the appropriate discount as stated in Section 17.3.13 following will be applied to the BAN's identified in Section 7.2.10(B)(6). These provisions do not negate the customer's rights pursuant to Sections 208 and 415 of the Communications Act of 1934, as amended.

(N)

(TR78)

ACCESS SERVICE

7. Special Access Service (Cont'd)7.2 Rate Regulations (Cont'd)7.2.10 Incremental Spend Discount Plan (Cont'd)(F) Early Termination

If the Participating Customer terminates the ISDP prior to the end of the Term, the Participating Customer is not eligible and the Telephone Company will apply no ISDP discounts. Participating Customer may not enter into a new ISDP until the end date of the last Initial or Subsequent Term.

(C)
(C)
(C)(G) Investigations and Audits

The Telephone Company has the right to investigate and audit all additions and removals of ACNA(s) as well as all requests to move, transfer or purchase Qualifying Services. The Participating Customer shall retain, for a minimum period of one year or of the Term of the ISDP whichever is longer, and shall make available to the Telephone Company for inspection accurate records pertaining to the creation, acquisition, or removal of ACNAs, the customer's status as a Participating Customer, and all issues affecting the Participating Customer's eligibility or provision of service under the ISDP. In turn, the Participating Customer may request that verification audits be conducted by an independent auditor in which case the Participating Customer will pay the associated auditing expenses. The Telephone Company may deny application of discounts or eligibility under the ISDP to the customer or Participating Customer accounts if the result of the audit or investigation by either party determines that the customer or Participating Customer is attempting to secure or obtain a higher or more advantageous discount under the ISDP, misrepresenting its status as a Participating Customer, or otherwise abusing the ISDP in any manner.

(TR78)

7. Special Access Service (Cont'd)

7.2.11 Early Termination Penalty Forgiveness Plan

The Early Termination Penalty Forgiveness Plan (ETPF) is an optional discount plan that allows customers that subscribe (Participating Customer), that increase the amount of Qualifying Services (Qualifying Services) as defined in Section 7.2.11(D) following it purchases from the Telephone Company, to aggregate the increased revenue spend for all of its Qualifying Services on a national basis, and receive a credit in accordance with the appropriate schedule listed in Section 17.3.14 on the termination charges incurred by the Participating Customer as described in Section 7.2.8 above.

The ETPF is a term plan consisting of 12 consecutive full billing periods (Term). The Initial Term is the first Term by a Participating Customer. A Subsequent Term is any consecutive Plan Term following the Initial Term. Participating Customers will not be allowed to enter into other ETPFs until the current Term of their initial or subsequent ETPF has expired. Prior to the end of the current Term, Participating Customers may elect a Subsequent Term pursuant to the terms of this Section including a recalculation of Base Revenue pursuant to Section 7.2.11(E) following or at the election of the Participating Customer, using the Base Revenue used to calculate the Incremental Spend for the Initial Term for up to four consecutive Subsequent Terms. Election of a Subsequent Term must be done in writing. If a Subsequent Term is not elected the customer will not be allowed to enter into a new ETPF for 12 months following the end of the current Term.

A Participating Customer shall include all affiliated entities currently purchasing or capable of purchasing Qualifying Services from the Telephone Company. For the purposes of the ETPF, "affiliated entity" refers to any person (i.e., including natural persons and organizations, partnerships, associations and corporations) that (directly or indirectly) owns (i.e., owning an equity interest or equivalent thereof of more than 10%) or controls, is owned or controlled by, or is under common ownership or control with another person.

The Participating Customer's request for subscription to the ETPF must be in writing, and must include all of the following:

- (1) Participating Customer contact
- (2) Authorized Participating Customer signature
- (3) Participating Customer address
- (4) Requested ETPF Start Date
- (5) List of Access Customer Name Abbreviations (ACNA)
- (6) List of Billing Account Number (BAN), per state, where discounts will apply
- (7) Identification of all affiliated entities existing as of the requested ETPF start date. (D)

Issued: August 6, 2015

Effective: August 21, 2015

4001 Rodney Parham Road
Little Rock, Arkansas 72212

ACCESS SERVICE

7. Special Access Service (Cont'd)7.2 Rate Regulations (Cont'd)7.2.11 Early Termination Penalty Forgiveness Plan (Cont'd)

(N)

(C) Access Customer Name Abbreviation (ACNA)

(1) ACNA(s) Subscribing to ETPF

For purposes of identifying the Participating Customer's ACNAs all ACNA's designated to the customer, including ACNA's of affiliated entities, will be included in the ETPF.

(2) Addition of an ACNA(s)

In the event the Participating Customer creates or acquires a new ACNA(s), the Participating Customer shall provide written notification no later than 30 days prior to the end of the ETPF Term. Such notification shall include a list of the affected ACNA(s) and the date that the Participating Customer created or acquired the new ACNA(s).

At the end of the ETPF Term, the Telephone Company shall modify the existing ETPF by adding the created or acquired ACNA(s) to the ETPF as defined in Section 7.2.11(E).

(3) Removal of an ACNA(s)

When an ACNA(s) is no longer owned by the Participating Customer, the Participating Customer shall provide written notification to the Telephone Company no later than 30 days prior to the end of the ETPF Term. Such notification shall include a list of the affected ACNA(s) and the date that the Participating Customer no longer owned the existing ACNA(s).

At the end of the ETPF Term, the Telephone Company shall modify the existing ETPF by removing the affected ACNA(s) from the ETPF as defined in Section 7.2.11(E).

(N)

(TR37)

ACCESS SERVICE

7. Special Access Service (Cont'd)7.2 Rate Regulations (Cont'd)7.2.11 Early Termination Penalty Forgiveness Plan (Cont'd)(D) Qualifying Services

(1) General

The ETPF will be administered as a single discount plan for which a single Term and discount, as defined in Section 17.3.14, shall apply. The Participating Customer will purchase Qualifying Services as specified within this tariff.

(2) Inclusion of Qualifying Services in ETPF

The Qualifying Services are included in the ETPF for purposes of determining the Base Revenue, Term Revenue as defined in 7.2.11(E).

(3) Qualifying Services

- (a) Qualifying Services are the current recurring billing month Special Access services as purchased by the Participating Customer specified below:

(C)

- Channel Terminations
- Channel Mileage
- Optional Features and Functions

(D)

- (b) Should any Qualifying Service be de-tariffed during the term of an ETPF, the Base Revenue and any Term Revenue of the de-tariffed services will be removed from the ETPF.

- (c) Special Access Qualifying Services that are provided as part of Mixed Use Facilities will be included in the ETPF. The Switched Access Portion for such services of the Mixed Use Facilities will not be included in the ETPF and will not be subject to the discount provided under the ETPF.

(E) Application of Discounts

Base Revenue is calculated on gross billed revenue for Qualifying Services.

Base Revenue is determined prior to the beginning of the Term. The Telephone Company will determine Base Revenue by averaging the billed revenue for three full months of Qualifying Services in the Participating Customer's ACNA(s) prior to the start of the Term and annualizing by multiplying by twelve.

(TR 93)

ACCESS SERVICE

7. Special Access Service (Cont'd)7.2 Rate Regulations (Cont'd)7.2.11 Early Termination Penalty Forgiveness Plan (Cont'd)

(N)

(E) Application of Discounts (Cont'd)

Term Revenue is the revenue billed for Qualifying Services during the Term within the Participating Customer's ACNA(s), less past due or disputed billed amounts, which will not be included in the calculation of the Term Revenue.

Incremental Spend is the amount by which Term Revenue exceeds the Base Revenue.

When new ACNA(s) are added to the ETPF, Base Revenue and Term Revenue associated with the new ACNA(s) will be included in the ETPF based on the number of months remaining in the Term.

When ACNA(s) are removed from the ETPF, Base Revenue and Term Revenue of the removed ACNA(s) will be removed from the ETPF.

At the end of the Term the Telephone Company will:

- (1) Determine the Incremental Spend by subtracting Base Revenue from the Term Revenue;
- (2) Provide calculations to Participating Customer, by Certified U.S. Mail, within 30 days of the Term's last billing date;
- (3) If the Participating Customer disagrees with the Telephone Company calculation of the Incremental Spend, it must notify the Telephone Company in writing. This notification must be received by the Telephone Company no later than 90 days after the Term's last billing date;
- (4) If the Telephone Company has not received a written dispute from the Participating Customer within 90 days from the Term's last billing date, the appropriate Dollar or Percentage based discount (whichever was selected by the Participating Customer at the start of the ETPF) will be applied as stated in Section 17.3.14 following to the BAN's identified in Section 7.2.11(B)(6). These provisions do not negate the customer's rights pursuant to Sections 208 and 415 of the Communications Act of 1934, as amended.

(N)

(TR37)

ACCESS SERVICE

7. Special Access Service (Cont'd)7.2 Rate Regulations (Cont'd)7.2.11 Early Termination Penalty Forgiveness Plan (Cont'd)(F) Early Termination

If the Participating Customer terminates the ETPF prior to the end of the Term, the Participating Customer is not eligible and the Telephone Company will apply no ETPF discounts. Participating Customer may not enter into a new ETPF until the end date of the last Term.

(C)

(C)

(G) Investigations and Audits

The Telephone Company has the right to investigate and audit all additions and removals of ACNA(s) as well as all requests to move, transfer or purchase Qualifying Services. The Participating Customer shall retain, for a minimum period of one year or of the Term of the ETPF whichever is longer, and shall make available to the Telephone Company for inspection accurate records pertaining to the creation, acquisition, or removal of ACNAs, the customer's status as a Participating Customer, and all issues affecting the Participating Customer's eligibility or provision of service under the ETPF. In turn, the Participating Customer may request that verification audits be conducted by an independent auditor in which case the Participating Customer will pay the associated auditing expenses. The Telephone Company may deny application of discounts or eligibility under the ETPF to the customer or Participating Customer accounts if the result of the audit or investigation by either party determines that the customer or Participating Customer is attempting to secure or obtain a higher or more advantageous discount under the ETPF, misrepresenting its status as a Participating Customer, or otherwise abusing the ETPF in any manner.

(TR78)

ACCESS SERVICE

7. Special Access Service (Cont'd)7.3 Surcharge for Special Access Service7.3.1 General

Special access services provided under this tariff may be subject to the monthly Special Access Surcharge.

7.3.2 Application

- (A) The Special Access Surcharge will apply to each interstate Special Access Service that terminates on an end user's PBX or other device, where through a function of the device, the Special Access Service interconnects to the local exchange network. Interconnection functions include, but are not limited to, wiring and software functions, bridging, switching or patching of calls or stations. The Surcharge will apply irrespective of whether the interconnection function is performed in equipment located at the customer's premises or in a Centrex CO-type switch.
- (B) Special Access Service will be exempted from the Surcharge by the Telephone Company upon receipt of the customer's written certification for the following Special Access Service terminations:
- (1) an open-end termination in a Telephone Company switch of an FX line, including CCSA and CCSA-equivalent ONALs; or
 - (2) an analog channel termination that is used for radio or television program transmission; or
 - (3) a termination used for TELEX service; or
 - (4) a termination that by the nature of its operating characteristics could not make use of Telephone Company common lines such as, terminations which are restricted through hardware or software; or

(TR19)

ACCESS SERVICE

7. Special Access Service (Cont'd)7.3 Surcharge for Special Access Service7.3.2 Application (Cont'd)

(B) (Cont'd)

- (5) a termination that interconnects either directly or indirectly to the local exchange network where the usage is subject to Carrier Common Line charges such as, where the Special Access Service accesses only FGA and no local exchange lines, or Special Access Service between customer points of termination, or Special Access Service connecting CCSA or CCSA-type equipment (inter-machine trunks); or
- (6) a termination that the customer certifies to the Telephone Company is not connected to a PBX or other device which interconnects the Special Access Service to a local exchange subscriber line.

7.3.3 Exemption of Special Access Service

- (A) Special Access Services which are terminated as set forth in 7.3.2(B) preceding will be exempted from the Special Access Surcharge if the customer provides the Telephone Company with written exemption certification. The certification may be provided to the Telephone Company as follows:
 - at the time the Special Access Service is ordered or installed;
 - at such time as the service is reterminated to a device which does not interconnect the service to local exchange facilities; or
 - at such time as the service becomes associated with a Switched Access Service that is subject to Carrier Common Line Charges.

(TR19)

ACCESS SERVICE

7. Special Access Service (Cont'd)7.3 Surcharge for Special Access Service7.3.3 Exemption of Special Access Services (Cont'd)

- (B) The exemption certification is to be provided by the customer ordering the service. The certification must be signed by the customer or authorized representative and include the category of exemption, as set forth in 7.3.2(B) preceding, for each termination, and the date which the exemption is effective.
- (C) The customer shall also notify the Telephone Company when an exempted Special Access Service is changed or reterminated such that the exemption is no longer applicable.
- (D) The Telephone Company will work cooperatively with the customer to resolve any questions regarding the exemption certification. In addition, the Telephone Company may withhold exemption of the service until the questions are resolved.

7.3.4 Rate Regulations

- (A) The surcharge will apply as set forth in 7.3.2(A) preceding, except that a surcharge will be assessed on a per voice grade equivalent basis for Special Access Services derived from High Capacity Special Access Services as illustrated in the following example:

<u>Special Access Service</u>	<u>Voice Grade Equivalent</u>	<u>Surcharge</u>	<u>Monthly Charge</u>
DS1	24	x 25	= \$600.00

The preceding example illustrates the maximum number of surcharges applicable to a DS1. If the customer claims exemption(s) as set forth in 7.3.3 preceding or, is not utilizing all available voice grade equivalents and has spare capacity, the number of surcharges would be reduced accordingly.

In the case of multipoint Special Access Services, one Special Access Surcharge will apply for each termination of a Special Access Channel at an end user's premises.

(TR19)

ACCESS SERVICE

7. Special Access Service (Cont'd)7.3 Surcharge for Special Access Service7.3.4 Rate Regulations (Cont'd)

- (B) The Telephone Company will bill the appropriate Special Access Surcharge to the ordering customer for each interstate Special Access Service installed unless exemption certification is provided as set forth in 7.3.3 preceding.
- (C) If a written certification is not received at the time the Special Access Service is obtained, the Surcharge will be applied. Exempt status will become effective on the certification date indicated by the customer, subject to the regulations set forth in (D) following.
- (D) Crediting the Surcharge

The Telephone Company will cease billing the Special Access Surcharge when certification, as set forth in 7.3.3. preceding, is received. If the status of the Special Access Service was changed prior to receipt of the exemption certification, the Telephone Company will credit the customer's account, not to exceed ninety (90) days, based on the effective date of the change as specified by the customer in the letter of certification.

(TR19)

ACCESS SERVICE

7. Special Access Service7.4 Metallic Service7.4.1 Basic Channel Description

A Metallic channel is an unconditioned two-wire channel arranged to transmit direct current and capable of transmitting low speed varying signals at rates up to 30 baud. This channel is provided by metallic or equivalent facilities. Metallic channels are provided between customer designated premises or between a customer designated premises and a Telephone Company hub or hubs where bridging functions are performed. Interoffice metallic facilities will be limited in length to a total of five miles per channel.

Metallic Special Access services are typically used for applications such as alarm, pilot wire protective relaying, and dc tripping protective relaying. These examples of applications are not intended to limit a customer's use of the channel nor to imply that the channel is limited to a particular use.

It is expressly declared that metallic facilities are in continually decreasing supply and the Company is not obligated to continue to provide such facilities. Due to facility rearrangements, continued use of metallic facilities may be denied to existing customers with no obligation on the Company's part to pay customer equipment rearrangement costs. The Company will give the customer 90 days notification of this type of facility rearrangements. Metallic facilities are provided only where existing facilities and operating conditions permit.

Rates and charges for Special Access Metallic Service are as set forth in 17.3.2 following. Technical Reference publications for Special Access Metallic Service are listed in 7.1.2(F) preceding.

7.4.2 Technical Specifications Packages and Network Channel Interfaces

Technical Specifications Packages are set forth in 15.2.1(A) following. Compatible network channel interfaces are set forth in 15.2.2(C) (1) following.

7.4.3 Optional Features and FunctionsCentral Office Bridging Capability

- (A) Three Premises Bridging - Provision of tip-to-tip and ring-to-ring connection in a central office of a metallic pair to a third customer designated premises.
- (B) Series Bridging of up to 26 customer designated premises.

The table set forth in 15.2.1(A) following shows the technical specifications packages with which the optional features and functions are available.

(TR19)

ACCESS SERVICE

7. Special Access Service (Cont'd)7.5 Telegraph Grade Service7.5.1 Basic Channel Description

A Telegraph Grade channel is an unconditioned channel capable of transmitting binary signals at rates of 0-75 baud or 0-150 baud. This channel is furnished for half-duplex or duplex operation. Telegraph Grade channels are provided between customer designated premises or between a customer designated premises and a Telephone Company hub or hubs.

Telegraph Grade Special Access services are typically used for applications such as teletypewriter, telegraph grade control/remote metering, telegraph grade channel, telegraph grade extension, and telegraph grade entrance facilities. These examples of applications are not intended to limit a customer's use of the channel nor to imply that the channel is limited to a particular use.

Rates and charges for Special Access Telegraph Grade Service are as set forth in 17.3.3 following. Technical Reference publications for Special Access Telegraph Service are listed in 7.1.2(F) preceding.

7.5.2 Technical Specifications Packages and Network Channel Interfaces

Technical Specifications Packages are set forth in 15.2.1(B) following. Compatible network channel interfaces are set forth in 15.2.2(C) (2) following.

7.5.3 Optional Features and Functions

(A) Telegraph Bridging (two-wire and four-wire)

The table set forth in 15.2.1(B) following shows the technical specifications packages with which the optional features and functions are available.

(TR19)

ACCESS SERVICE

7. Special Access Service (Cont'd)7.6 Voice Grade Service7.6.1 Basic Channel Description

A Voice Grade channel is a channel which provides voice frequency transmission capability in the nominal frequency range of 300 to 3000 Hz and may be terminated two-wire or four-wire. Voice Grade channels are provided between customer designated premises, between a customer designated premises and a Telephone Company hub or hubs, or between a customer designated premises and a WATS Serving Office (WSO).

Voice Grade Special Access services are typically used for voice and voiceband data applications. Typical examples of voice grade circuits are Foreign Exchange lines (station end only), multipoint private line, voice trunk type, two-point voice grade data (one-way or simultaneous two-way), multipoint voice grade data, and voice grade telephoto or facsimile. These examples of applications are not intended to limit a customer's use of the channel nor to imply that the channel is limited to a particular use.

Rates and charges for Special Access Voice Grade Service are as set forth in 17.3.4 following. Technical Reference publications for Special Access Voice Grade Service are listed in 7.1.2(F) preceding.

7.6.2 Technical Specifications Packages and Network Channel Interfaces

Technical Specifications Packages are set forth in 15.2.1(C) following. Compatible network channel interfaces are set forth in 15.2.2(C) (3) following.

7.6.3 Optional Features and Functions(A) Central Office Bridging Capability

- (1) Voice Bridging (two-wire and four-wire)
- (2) Data Bridging (two-wire and four-wire)
- (3) Telephoto Bridging (two-wire and four-wire)
- (4) DATAPHONE Select-A-Station Bridging with sequential arrangement ports or addressable arrangement ports

(TR19)

ACCESS SERVICE

7. Special Access Service (Cont'd)7.6 Voice Grade Service (Cont'd)7.6.3 Optional Features and Functions (Cont'd)(A) Central Office Bridging Capability (Cont'd)

(5) Telemetry and Alarm Bridging

Split Band, Active Bridging Passive Bridging
Summation, Active Bridging

The rates for these options are set forth in
17.3.4(C) (1) following.

(B) Central Office Multiplexing

Voice to Telegraph Grade. An arrangement that
converts a Voice Grade channel to Telegraph Grade
channels using frequency division multiplexing.

The rate for this option is set forth in 17.3.4(C) (5)
following.

(C) Conditioning

Conditioning provides more specific transmission
characteristics for Voice Grade services. The rates
for these options are set forth in 17.3.4(C) (2)
following.

For two-point services, the parameters apply to each
service as measured end-to-end. For multipoint
services, the parameters apply as measured on each
mid-link or as measured on each end link. C-Type
conditioning and Data Capability may be combined on
the same service.

(TR19)

ACCESS SERVICE

7. Special Access Service (Cont'd)7.6 Voice Grade Service (Cont'd)7.6.3 Optional Features and Functions (Cont'd)(C) Conditioning (Cont'd)(1) C-Type Conditioning

C-Type Conditioning is provided for the additional control of attenuation distortion and envelope delay distortion on data services. The attenuation distortion and envelope delay distortion specifications for C-Type Conditioning are delineated in Technical Reference(s) for Voice Grade service.

(2) Improved Attenuation Distortion*

Improved Attenuation Distortion upgrades the frequency versus loss limits of the channel. The technical specifications for Improved Attenuation Distortion are delineated in Technical Reference(s) for Voice Grade service. This option is available only when ordered in combination with C-Type Conditioning.

(3) Improved Envelope Delay Distortion*

Improved Envelope Delay Distortion upgrades the frequency versus delay response limits of the channel. The technical specifications for Improved Envelope Delay Distortion are delineated in Technical Reference(s) for Voice Grade service. This option is available only when ordered in combination with C-Type Conditioning.

* Improved Attenuation Distortion and Improved Envelope Delay Distortion will continue to be provided to all customers who were provided with either or both of these optional features in conjunction with C-Type Conditioning prior to May 4, 1988.

(TR19)

ACCESS SERVICE

7. Special Access Service (Cont'd)7.6 Voice Grade Service (Cont'd)7.6.3 Optional Features and Functions (Cont'd)(C) Conditioning (Cont'd)(4) Data Capability (D Conditioning)

Data Capability provides transmission characteristics suitable for data communications. Specifically, Data Capability provides for the control of Signal to C-Notched Noise Ratio and intermodulation distortion. It is available for two-point services or three-point multipoint services.

The Signal to C-Notched Noise Ratio and intermodulation distortion parameter for Data Capability are delineated in Technical Reference(s) for Voice Grade service. The rate for this option is set forth in 17.3.4(C) (2) following.

When a service equipped with Data Capability is used for voice communications, the quality of the voice transmission may not be satisfactory.

(5) Telephoto Capability

Telephoto Capability provides transmission characteristics suitable for telephotographic communications. Specifically, Telephoto Capability is provided for the control of attenuation distortion and envelope delay distortion on telephotographic services. The attenuation distortion and envelope delay distortion parameters for Telephoto Capability are delineated in Technical Reference(s) for Voice Grade service. The rate for this option is set forth in 17.3.4(C) (2) following.

(6) Sealing Current Conditioning

Sealing Current Conditioning is provided to help maintain continuity on dry metallic loops. It is usually associated with four-wire DA or NO type network channel interfaces.

(TR19)

ACCESS SERVICE

7. Special Access Service (Cont'd)7.6 Voice Grade Service (Cont'd)7.6.3 Optional Features and Functions (Cont'd)(D) Customer Specified Premises Receive Level

This option allows the customer to specify the receive level at the Point of Termination. The level must be within a specific range on effective four-wire transmission. The ranges are delineated in Technical Reference(s) for Voice Grade service. The rate for this option is set forth in 17.3.4(C)(4) following.

(E) Improved Return Loss

(1) On Effective Four-Wire Transmission at Four-Wire Point of Termination (applicable to each two-wire port): Provides for a fixed 600 ohm impedance, variable level range and simplex reversal. Telephone Company equipment is required at the customer's premises where this option is ordered. The Improved Return Loss parameters are delineated in Technical Reference(s) for Voice Grade service. The rate for this option is set forth in 17.3.4(C)(3) following.

(2) On Effective Two-Wire Transmission at Two-Wire Point of Termination: Provides for more stringent Echo Control specifications. In order for this option to be applicable, the transmission path must be four-wire at one POT and two-wire at the other POT. Placement of Telephone Company equipment may be required at the customer's premises with the two-wire POT. The Improved Return Loss parameters are delineated in Technical Reference(s) for Voice Grade service. The rate for this option is set forth in 17.3.4(C)(3) following.

(F) Signaling Capability

Signaling Capability provides for the ability to transmit signals from one customer premises to another customer premises on the same service. The rate for this option is set forth in 17.3.4(C)(6) following.

Network channel interfaces for Voice Grade Special Access service requiring signaling capability can be found in applicable Technical Reference publications listed in 7.1.2(F) preceding.

(TR19)

ACCESS SERVICE

7. Special Access Service (Cont'd)7.6 Voice Grade Service (Cont'd)7.6.3 Optional Features and Functions (Cont'd)(G) Selective Signaling Arrangement

An arrangement that permits code selective ringing for up to ten codes on a multipoint service. The rate for this option is set forth in 17.3.4(C) (7) following.

(H) Transfer Arrangement

An arrangement that affords the customer an additional measure of flexibility in the use of an access channel(s). The arrangement can be utilized to transfer a leg of a Special Access Service to another channel that terminates in either the same or a different customer premises. A key activated or dial-up control service is required to operate the transfer arrangement. A spare channel, if required, is not included as part of the option. The rate for this option is set forth in 17.3.4(C) (8) following.

(I) Public Packet Switching Network (PPSN) Interface Arrangement

An arrangement that provides the interface requirements that permit a Voice Grade service to interface with a Public Packet Switching Network packet switch located in a Telephone Company premises. The interface is compatible with X.25 and X.75 packet switching protocols as defined by the CCITT. This option is provided on an Individual Case Basis as set forth in 17.3.4(C) (9) following.

(J) Four-Wire/Two-Wire Conversions

When a customer requests that an effective four-wire channel be terminated with a two-wire channel interface at the customer designated premises, a four-wire to two-wire conversion is required. The customer will be charged the four-wire Channel Termination rate as set forth in 17.3.4(A) following when an effective four-wire is specified in the order for service. The rate for the conversion is included as part of the basic four-wire Channel Termination rate.

(TR19)

ACCESS SERVICE

7. Special Access Service (Cont'd)7.6 Voice Grade Service (Cont'd)7.6.3 Optional Features and Functions (Cont'd)(K) Improved Two-Wire Voice Transmission(1) Loss Deviation

The maximum Loss Deviation of the 1004 Hz loss relative to the Expected Measured Loss (EML) is -4.0 dB to +4.0 dB.

(2) Attenuation Distortion

The maximum Attenuation Distortion in the 404 to 280 Hz frequency band relative to loss at 1004 Hz is -2.0 dB to +6.0 dB.

(3) C-Message Noise

The maximum C-Message Noise for the transmission path at the route miles listed is less than:

<u>Route Miles</u>	<u>C-Message Noise</u>
less than 50	35 dBrnc
51 to 100	37 dBrnc
101 to 200	40 dBrnc
201 to 400	43 dBrnc
401 to 1000	45 dBrnc

(4) Return Loss

The Return Loss, expressed as Echo Return Loss (ERL) and Singing Return Loss (SRL), is equal to or greater than:

ERL	13.0 dB
SRL	6.0 dB

The rate for the provision of Improved Two-Wire Voice Transmission is included as part of the basic Channel Termination rate.

(L) Improved Termination Option

Improved Termination provides for a fixed 600 ohm impedance, an extended range of transmission levels, and simplex reversal (when applicable) on an effective four-wire channel. Telephone Company equipment is required at the Customer's premise where this option is ordered. The rate for this option is set forth in 17.3.4(C)(10) following, and is applied per Channel Termination.

(TR19)

ACCESS SERVICE

7. Special Access Service (Cont'd)7.7 Program Audio Service7.7.1 Basic Channel Description

A Program Audio channel is a channel with bandwidth measured in Hz for the transmission of a complex signal voltage. The actual bandwidth is a function of the channel interface selected by the customer. Only one-way transmission is provided. Program Audio channels are provided between customer designated premises or between a customer designated premises and a Telephone Company hub or hubs.

Program Audio Special Access services are typically used in full-time and part-time applications for radio broadcasting, noncommercial educational audio, and wired music. These examples of applications are not intended to limit a customer's use of the channel nor to imply that the channel is limited to a particular use.

Rates and charges for Special Access Program Audio Service are as set forth in 17.3.5 following. Technical Reference publications for Special Access Program Audio Service are listed in 7.1.2(F) preceding.

7.7.2 Technical Specifications Packages and Network Channel Interfaces

Technical Specifications Packages are set forth in 15.2.1(D) following. Compatible network channel interfaces are set forth in 15.2.2(C) (4) following.

7.7.3 Optional Features and Functions(A) Central Office Bridging Capability

Distribution Amplifier

(B) Gain Conditioning

Control of 1004 Hz AML at initiation of service to 0 dB \pm 0.5 dB.

(TR19)

ACCESS SERVICE

7. Special Access Service (Cont'd)

7.7 Program Audio Service (Cont'd)

7.7.3 Optional Features and Functions (Cont'd)

(C) Stereo

Provision of a pair of gain/phase equalized channels for stereo applications. (An additional Program Audio channel must be ordered separately.)

The table set forth in 15.2.1(D) following shows the technical specifications packages with which the optional features and functions are available.

(TR19)

ACCESS SERVICE

7. Special Access Service (Cont'd)7.8 Video Service7.8.1 Basic Channel Description

A Video channel is a channel with one-way transmission capability for a standard 525 line/60 field monochrome, or National Television Systems Committee color, video signal and one or two associated 5 or 15 kHz audio signal(s). The associated audio signal(s) may be either diplexed or provided as one or two separate channels. The provision and the bandwidth of the associated audio signal(s) is a function of the channel interface selected by the customer. Video channels are provided between customer designated premises or between a customer designated premises and a Telephone Company hub or hubs.

Rates and charges for Special Access Video Service are as set forth in 17.3.6 following. Technical Reference publications for Special Access Video Service are listed in 7.1.2(F) preceding.

7.8.2 Technical Specifications Packages and Network Channel Interfaces

Technical Specifications Packages are set forth in 15.2.1(E) following. Compatible network channel interfaces are set forth in 15.2.2(C) (5) following.

The following network channel interfaces (NCIs) define the bandwidth and the provision of the audio signal(s) associated with a Video channel:

<u>NCI</u>	<u>Audio Bandwidth</u>	<u>Provision</u>
2TV6-1	15kHz	1 Channel, diplexed
2TV6-2	15kHz	2 Channels, diplexed
2TV7-1	15kHz	1 Channel, diplexed
2TV7-2	15kHz	2 Channels, diplexed
4TV6-5	5kHz	1 Channel, separate
4TV6-15	15kHz	1 Channel, separate
4TV7-5	5kHz	1 Channel, separate
4TV7-15	15kHz	1 Channel, separate
6TV6-5	5kHz	2 Channels, separate
6TV6-15	15kHz	2 Channels, separate
6TV7-5	5kHz	2 Channels, separate
6TV7-15	15kHz	2 Channels, separate

(TR19)

ACCESS SERVICE

7. Special Access Service (Cont'd)7.9 Digital Data Service7.9.1 Basic Channel Description

A Digital Data channel is a channel for duplex four-wire transmission of synchronous serial data at the rate of 2.4, 4.8, 9.6, 19.2, 56 or 64 Kbps. The actual bit rate is a function of the channel interface selected by the customer. The channel provides a synchronous service with timing provided by the Telephone Company through the Telephone Company's facilities to the customer in the received bit stream. Digital Data channels are only available via Telephone Company designated hubs and are provided between customer designated premises or between a customer designated premises and a Telephone Company hub or hubs. The 64 Kbps speed requires B8ZS Line Code Formatted Signal as described in Technical Reference TR-NPL-000054. The wire centers providing CCC are identified in NATIONAL EXCHANGE CARRIER ASSOCIATION, INC., WIRE CENTER INFORMATION, TARIFF F.C.C. NO. 4.

The customer may provide the Channel Service Unit-type equipment or other Network Channel Terminating Equipment associated with the Digital Data channel at the customer premises.

The Telephone Company will provide a channel capable of meeting a monthly average performance equal to or greater than 99.875% error-free seconds (if provided through a Digital Data hub) while the channel is in service, if it is measured through a CSU equivalent which is designed, manufactured, and maintained to conform with the specifications contained in Technical Reference(s) for Digital Data Service.

Rates and charges for Special Access Digital Data Service are as set forth in 7.3.7 following. Technical Reference publications for Special Access Digital Data Service are listed in 7.1.2(F) preceding.

(TR19)

ACCESS SERVICE

7. Special Access Service (Cont'd)7.9 Digital Data Service7.9.2 Technical Specifications Packages and Network Channel Interfaces

Technical Specifications Packages are set forth in 15.2.1(F) following. Compatible channel interfaces are set forth in 15.2.2(C) (6) following.

The following network channel interfaces (NCIs) define the bit rates that are available for a Digital Data channel:

<u>NCI</u>	<u>Bit Rate</u>
DU-24	2.4 Kbps
DU-48	4.8 Kbps
DU-96	9.6 Kbps
DU-19	19.2 Kbps
DU-56	56.0 Kbps
DU-64	64.0 Kbps

7.9.3 Optional Features and Functions(A) Central Office Bridging Capability

The bridging functions performed are to connect three or more customer designated premises in a multipoint arrangement. Bridging is not available on a 64.0 kbps channel.

(B) Transfer Arrangement

An arrangement that affords the customer an additional measure of protection and/or flexibility in the use of their access channel(s) on a 1xN basis. The arrangement can be utilized to transfer a leg of a Special Access Service to either a spare or working channel that terminates in either the same or a different customer designated premises. This arrangement is only available at a Telephone Company designated hub. A key activated or dial-up control service is required to operate the transfer arrangement. A spare channel, if required, is not included as a part of the option.

(TR19)

ACCESS SERVICE

7. Special Access Service (Cont'd)7.9 Digital Data Service (Cont'd)7.9.3 Optional Features and Functions (Cont'd)(C) Public Packet Switching Network (PPSN) Interface Arrangement

An arrangement that provides the interface requirements that permit a Digital Data Service to interface with a Public Packet Switching Network packet switch located in a Telephone Company premises. The interface is compatible with X.25 and X.75 packet switching protocols as defined by the CCITT.

The table set forth in 15.2.1(F) following shows the technical specifications packages with which the optional features and functions are available.

(D) Public Packet Data Service Interface Arrangement

An arrangement that provides for the interface requirements that permit a Digital Data Service to interface with a Public Packet Data switch located in a Telephone Company premises. The interface is compatible with Frame Relay packet switching protocols. The interface is only available for 56.0 kbps and 64.0 kbps rates.

The table set forth in 15.2.1(F) following shows the technical specifications packages with which the optional features and functions are available.

(E) Secondary Channel Capability

The secondary channel option provides the customer with the capability to derive an independent, slower speed auxiliary (secondary) channel that operates in parallel with a primary Digital Data Channel without reducing the operating speed of the primary channel.

It is available for all speeds of 2.4, 4.8, 9.6, 19.2 and 56 kbps channels. For 56 kbps channels, the option may be used only in two-point configurations which do not require the installation of loop repeater equipment. The technical parameters for the channels with a secondary channel option are set forth in Technical Publication - TR-62310. The speeds of the secondary channels are as follows:

133 bps with a primary 2.4 kbps channel
266 bps with a primary 4.8 kbps channel
533 bps with a primary 9.6 kbps channel
1,066 bps with a primary 19.2 kbps channel
2,666 bps with a primary 56 kbps channel

This optional feature is subject to availability.

(TR19)

ACCESS SERVICE

7. Special Access Service (Cont'd)7.10 High Capacity Service7.10.1 Basic Channel Description

A High Capacity channel is a channel for the transmission of nominal 64.0 Kbps* or 1.544 or 44.736Mbps isochronous serial data. The actual bit rate is a function of the channel interface selected by the customer. High Capacity channels are provided between customer designated premises or between a customer designated premises and a Telephone Company hub or hubs.

(C)

The customer may provide the Network Channel Terminating Equipment associated with the High Capacity channel at the customer's premises.

A channel with technical specifications package HC1 will be capable of an error-free second performance of 98.75% over a continuous 24 hour period as measured at the 1.544 Mbps rate through a CSU equivalent which is designed, manufactured, and maintained to conform with the specifications contained in Technical Reference(s) for High Capacity Service.

Rates and charges for Special Access High Capacity Service in non-competitive counties are as set forth in 17.3.8 following. Rates and charges for High Capacity Packet-based services, TDM Services above DS3 capacity, High Capacity transport services for DS1 or above, and Special Access High Capacity Channel Termination in competitive counties are as set forth in the Windstream ILEC Interstate Business Data Services Guidebook. Technical Reference publications for Special Access High Capacity service are listed in 7.1.2(F) preceding.

(C)

|

|

|

|

|

|

|

|

(C)

* Available only as a channel of a 1.544 Mbps facility to a Telephone Company Digital Data hub or as a cross connect of two 2.4, 4.8, 9.6, 56.0 or 64.0 Kbps channels of two 1.544 Mbps facilities to a Digital Data hub(s). The customer must provide system and channel assignment data.

(TR 93)

ACCESS SERVICE

7. Special Access Service (Cont'd)7.10 High Capacity Service (Cont'd)7.10.2 Technical Specifications Packages and Network Channel Interfaces

Technical Specifications Packages are set forth in 15.2.1(G) following. Compatible channel interfaces are set forth in 15.2.2(C) (7) following.

The following network channel interfaces (NCIs) define the bit rates that are available for a High Capacity channel:

<u>NCI</u>	<u>Bit Rate</u>
DS-15*	1.544 Mbps (DS1)
DS-44	44.736 Mbps (DS3)

(D)

(D)

(D)

* A 64.0 Kbps channel is available as a channel(s) of a 1.544 Mbps channel to a Telephone Company hub.

(TR 93)

ACCESS SERVICE

7. Special Access Service (Cont'd)7.10 High Capacity Service (Cont'd)7.10.3 Optional Features and Functions(A) Automatic Loop Transfer

The Automatic Loop Transfer provides protection on a 1xN basis against failure of the facilities between a customer designated premises and the wire center serving that premises. Protection is furnished through the use of a switching arrangement that automatically switches to a spare channel line when a working line fails. The spare channel is not included as a part of the option. This option requires compatible equipment at both the serving wire center and the customer designated premises. The customer is responsible for providing the equipment at its designated premises. Equipment at the customer designated premises will be provided under tariff only if it existed in the Telephone Company inventory as of November 18, 1983.

(B) Transfer Arrangement

An arrangement that affords the customer an additional measure of flexibility in the use of their access channel(s). The arrangement can be utilized to transfer a leg of a Special Access Service to either a spare or working channel that terminates in either the same or a different customer designated premises. A key activated or dial-up control service is required to operate the transfer arrangement. A spare channel, if required, is not included as part of the option.

(TR19)

7. Special Access Service (Cont'd)

7.10.3 Optional Features and Functions (Cont'd)

(D)

Issued: November 16, 2017

Effective: December 1, 2017

Vice President - Tariffs
4001 Rodney Parham Road
Little Rock, Arkansas 72212

ACCESS SERVICE

7. Special Access Service (Cont'd)

7.10 High Capacity Service (Cont'd)

7.10.3 Optional Features and Functions (Cont'd)

(D) Reserved for Future Use

(D)

(D)

(TR 93)

Issued: November 16, 2017

Effective: December 1, 2017

Vice President - Tariffs
4001 Rodney Parham Road
Little Rock, Arkansas 72212

ACCESS SERVICE

7. Special Access Service (Cont'd)7.10 High Capacity Service (Cont'd)7.10.3 Optional Features and Functions (Cont'd)(D)
|
|
|
|
|
(D)(E) ADSL Network Access Link

- (1) The ADSL Network Access Link function provides for the interconnection of a DS1 or DS3 High Capacity Service with ADSL Access Service as described in Technical Reference ANSI T1.413-1998.

Rates and charges for the ADSL Network Access Link function are as set forth in 17.3.8, following. This function applies to each DS1 or DS3 High Capacity Service terminated at a DSL Access Service Connection Point.

(TR 93)

ACCESS SERVICE

7. Special Access Service (Cont'd)

7.11 Reserved for Future Use

(D)

(D)

(TR 93)

Issued: November 16, 2017

Effective: December 1, 2017

Vice President - Tariffs
4001 Rodney Parham Road
Little Rock, Arkansas 72212

ACCESS SERVICE

7. Special Access Service (Cont'd)

Reserved for Future Use

(D)

(D)

(TR 93)

Issued: November 16, 2017

Effective: December 1, 2017

Vice President - Tariffs
4001 Rodney Parham Road
Little Rock, Arkansas 72212

ACCESS SERVICE

7. Special Access Service (Cont'd)

Reserved for Future Use

(D)

(D)

(TR 93)

Issued: November 16, 2017

Effective: December 1, 2017

Vice President - Tariffs
4001 Rodney Parham Road
Little Rock, Arkansas 72212

ACCESS SERVICE

7. Special Access Service (Cont'd)

Reserved for Future Use

(D)

(D)

(TR 93)

Issued: November 16, 2017

Effective: December 1, 2017

Vice President - Tariffs
4001 Rodney Parham Road
Little Rock, Arkansas 72212

ACCESS SERVICE

7. Special Access Service (Cont'd)

7.12 Individual Case Filings

Certain services set forth in Special Access Service, Section 7 are provided on an Individual Case Basis. Rates and charges for Special Access Service provided on an Individual Case Basis are set forth in 17.3.9 following.

(TR19)

ACCESS SERVICE

7. Special Access Service (Cont'd)7.13 Promotional Offerings7.13.1 General

The Telephone Company may, from time to time, engage in special promotional service offerings, special arrangements or demonstrations designed to attract new customers, to stimulate customer usage and/or to increase existing customer awareness of Telephone Company products and services.

These promotional offerings will be limited to certain dates, times and locations as determined by the Telephone Company. The rates, charges, terms and/or conditions applicable to each promotional offering will be filed in this section.

7.13.2 Terms, Conditions, Rates and Charges

- (A) This promotional offering for High Capacity DS1 Service will begin on April 20, 2016 and will apply to new High Capacity DS1 circuit orders placed through September 30, 2016. This promotional offering is available to customers served by the following Issuing Carriers of this Tariff: (C)

Windstream Kentucky	Windstream Concord
Windstream Lakedale #1414	Windstream Mississippi
Windstream Lakedale #1482	Windstream Lexcom
Valor Oklahoma	Windstream New York
Windstream Iowa Communications	Windstream Alabama
Valor New Mexico #1164	Valor New Mexico #1193
Windstream Kentucky East - London	Valor Texas #1163
Windstream Kentucky East - Lexington	Valor Texas #1181

The customer must subscribe to a new High Capacity DS1 36 month Service Discount Plan as described in Section 7.2.8(A) in order to receive an additional 50% credit each month for the life of the term. Additionally, nonrecurring installation charges will be waived, excluding any necessary special construction charges.

Unless otherwise noted herein, all regulations in Section 7.2.8(A) of this Tariff shall apply, including discontinuance charge regulations.

Excluding the provisions set forth in this promotional offering no other discount plans are applicable. New service will only apply to circuits being ordered with new to and from locations. Existing circuits are not available to be re-termed in order to get the discount.

(TR85)

ACCESS SERVICE

7. Special Access Service (Cont'd)7.14 Non-competitive Wire Center Listing

<u>Wire Center</u>	<u>OCN</u>	<u>STATE</u>	<u>County</u>
ABRNTXXA	1163	TX	HALE
ABVLGAXA	4332	GA	WILCOX
ADARIA XO	1170	IA	ADAIR
ADRNTXXA	1181	TX	OLDHAM
AGSTKYXA	9691	KY	BRACKEN
AHVLALXA	0302	AL	ST CLAIR
ALAMGAXA	4425	GA	WHEELER
ALDLMOXA	1885	MO	WORTH
ALDRMOXA	1885	MO	POLK
AMHRTXXA	1163	TX	LAMB
AMTYARXA	1691	AR	CLARK
ANDRTXXA	1181	TX	ANDREWS
ANHCTXXA	2153	TX	CHAMBERS
ANNNTXXA	1163	TX	RED RIVER
APLLPAXA	0176	PA	ARMSTRONG
APTNIAXO	1170	IA	BUTLER
ARTNKYXA	9691	KY	CARLISLE
ASBNGAXA	4332	GA	TURNER
ASLDOKXA	1965	OK	PITTSBURG
ATONTXXA	1181	TX	HOUSTON
ATT CIA XO	1178	IA	MARION
AVNGTXXA	1163	TX	CASS
AVNTOKXC	1165	OK	OSAGE
AVOCNEXL	1568	NE	CASS
AVRYTXXA	1181	TX	RED RIVER
BARNOKXA	2011	OK	ADAIR
BAWLTXXA	1181	TX	RED RIVER
BBTWPAXB	0176	PA	GREENE
BBVLKYXA	9691	KY	KNOX
BCWYPAXB	0176	PA	JEFFERSON
BEDSTXXA	1181	TX	GRIMES
BFLOTXXA	1181	TX	LEON
BFTNGAXA	4332	GA	CLAY
BGCNGAXA	0386	GA	DAWSON

(TR 93)

(N)

(N)

ACCESS SERVICE

7. Special Access Service (Cont'd)

7.14

Non-competitive Wire Center Listing (Cont'd)

(N)

<u>Wire Center</u>	<u>OCN</u>	<u>STATE</u>	<u>County</u>
BGLWARXA	1691	AR	PERRY
BGLYIAXO	1178	IA	GUTHRIE
BKVLKYXA	9691	KY	BRACKEN
BKVLPAXB	0176	PA	JEFFERSON
BKVLTXXA	1163	TX	PANOLA
BLDLOHXA	0666	OH	JEFFERSON
BLFLMOXA	1885	MO	MONTGOMERY
BLGVTXXA	1163	TX	NAVARRO
BLLPIAXO	1167	IA	BENTON
BLLVIAOX	1170	IA	JACKSON
BLMRTXXA	1181	TX	REEVES
BLUMTXXA	2153	TX	HILL
BLVIGAXA	0386	GA	UNION
BLVRMOXA	1885	MO	POLK
BLWDNEXL	1568	NE	BUTLER
BLWLTXXA	1163	TX	NOLAN
BNHRTXXA	2147	TX	LIMESTONE
BNJMTXXA	1163	TX	KNOX
BNTNIAXP	1178	IA	RINGGOLD
BNVSGAXA	4332	GA	MARION
BNWRTXXA	1181	TX	NEWTON
BOGTTXXA	1181	TX	RED RIVER
BOKRTXXA	1163	TX	LIPSCOMB
BONTTXXA	2153	TX	MONTAGUE
BORAFLEXA	0336	FL	SUWANNEE
BOVNTXXA	1163	TX	PARMER
BRDDTXXA	1181	TX	SAN AUGUSTINE
BRDNARXA	1691	AR	OUACHITA
BRFRFLXA	0336	FL	SUWANNEE
BRHDKYXA	9691	KY	ROCKCASTLE
BRNDIAXO	1178	IA	BUCHANAN
BRNDTXXA	2153	TX	HILL
BRNRNEXL	1568	NE	BUTLER
BRNSOKXA	1165	OK	OSAGE
BRSDKYXA	9690	KY	PULASKI

(N)

(TR 93)

ACCESS SERVICE

7. Special Access Service (Cont'd)7.14 Non-competitive Wire Center Listing (Cont'd)

<u>Wire Center</u>	<u>OCN</u>	<u>STATE</u>	<u>County</u>
BRSTXXA	1181	TX	SABINE
BRUNNEXL	1568	NE	BUTLER
BRVEPAXB	0176	PA	GREENE
BRVLTXXA	1181	TX	NEWTON
BRWLKYXA	9691	KY	CARLISLE
BRWRIAXO	1170	IA	ADAIR
BSSYIAXO	1178	IA	MARION
BTSTOKXA	1965	OK	MCCURTAIN
BTVLGAXA	0386	GA	HABERSHAM
BTVLKYXA	9690	KY	GARRARD
BURLTXXA	1181	TX	MILAM
BWFDTXXA	1163	TX	TERRY
BWVLKYXA	9691	KY	EDMONSON
BYNMTXXA	1163	TX	HILL
BYRDIAXO	1170	IA	GUTHRIE
BYRNTXXA	1181	TX	OLDHAM
BYTNOKXB	1165	OK	MUSKOGEE
CCTSTXXA	1181	TX	MOORE
CHESOHXA	0666	OH	MEIGS
CHTHOKXD	1165	OK	MCINTOSH
CITNTXXA	1181	TX	FALLS
CKSNKYXA	9691	KY	GRAYSON
CLADTXXB	1163	TX	ARMSTRONG
CLCTNEXL	1568	NE	CLAY
CLDGTXXA	2147	TX	LIMESTONE

(N)

(N)

(TR 93)

ACCESS SERVICE

7. Special Access Service (Cont'd)

7.14 Non-competitive Wire Center Listing (Cont'd)

<u>Wire Center</u>	<u>OCN</u>	<u>STATE</u>	<u>County</u>
CLDNTXXA	1163	TX	DONLEY
CLEVGAXA	0386	GA	WHITE
CLMBKYXA	9691	KY	HICKMAN
CLMSTXXA	1181	TX	TYLER
CLNSGAXA	4425	GA	TATTNALL
CLRTOKXA	1965	OK	COAL
CLUBMOXX	1885	MO	WAYNE
CLVLGAXA	0386	GA	HABERSHAM
CLVLTXXA	1163	TX	RED RIVER
CMRNOKXA	2011	OK	LE FLORE
CMRNSCX	0517	SC	CALHOUN
CMVLKYXA	9690	KY	TAYLOR
CNRYIAXO	1167	IA	IOWA
CNTBOHXA	0666	OH	BELMONT
CNVLOKXA	1965	OK	JOHNSTON
CNVLTXXA	1181	TX	LEON
COVEARXA	1691	AR	POLK
CRCRMOXA	1885	MO	PULASKI
CRCTTXXA	1181	TX	HOUSTON
CRCYFLXA	0336	FL	PUTNAM
CRMCPAXC	0176	PA	GREENE
CRNLGAXA	0386	GA	HABERSHAM
CRSCPAXC	0176	PA	JEFFERSON
CRSTARXA	1691	AR	ASHLEY
CRTHARXA	1691	AR	DALLAS
CSNGTXXA	1181	TX	NACOGDOCHES
CVTNTXXA	2153	TX	HILL
CYNSTXXA	1181	TX	PECOS
CYTNGAXA	4425	GA	RABUN
CYVLKYXA	9691	KY	GRAYSON
DASYARXA	1691	AR	PIKE
DAVLGAXA	4425	GA	TWIGGS
DAYTPAXD	0176	PA	ARMSTRONG
DBBYTXXA	2153	TX	CHAMBERS

(D)

(TR 104)

ACCESS SERVICE

7. Special Access Service (Cont'd)7.14 Non-competitive Wire Center Listing (Cont'd)

<u>Wire Center</u>	<u>OCN</u>	<u>STATE</u>	<u>County</u>
DDSNXXA	1163	TX	COLLINGSWORTH
DELTIXO	1167	IA	KEOKUK
DEQNARXA	1691	AR	SEVIER
DEWSNEXL	1568	NE	CLAY
DGNLIAXO	1178	IA	RINGGOLD
DGVLTXXA	1163	TX	CASS
DHLNGAXA	0386	GA	LUMPKIN
DIXNMOXA	1885	MO	PULASKI
DKLBTXXA	1163	TX	BOWIE
DLGHARXA	1691	AR	PIKE
DLRDGAXA	4425	GA	RABUN
DLRKARXA	1691	AR	DALLAS
DMSCARXA	1691	AR	VAN BUREN
DNCYTXXA	1163	TX	YOAKUM
DNFDTXXA	1163	TX	MORRIS
DNPHMOXX	1885	MO	RIPLEY
DNVLGAXA	4425	GA	SEMINOLE
DODSIAXO	1178	IA	VAN BUREN
DOVRKYXA	9691	KY	MASON
DRCKARXA	1691	AR	MADISON
DRKSARXA	1691	AR	HOWARD
DRZTTXXB	1163	TX	LIPSCOMB
DTRTTXXA	1181	TX	RED RIVER
DUMSTXXA	1181	TX	MOORE
DVCYNEXL	1568	NE	BUTLER
DWGHNEXL	1568	NE	BUTLER
DWPKFLXA	0336	FL	SUWANNEE
DWSNTXXA	1163	TX	NAVARRO
DWVLGAXA	0386	GA	DAWSON
DWVLGAXB	0386	GA	DAWSON
EAGLNEXL	1568	NE	CASS
EBNKKYXA	9691	KY	PULASKI
EDGRNEXL	1568	NE	CLAY

(D)

(TR 104)

ACCESS SERVICE

7. Special Access Service (Cont'd)7.14 Non-competitive Wire Center Listing (Cont'd)

<u>Wire Center</u>	<u>OCN</u>	<u>STATE</u>	<u>County</u>
EDSNGAXA	4332	GA	CALHOUN
EKHTTXXA	1181	TX	ANDERSON
ELANARXA	1691	AR	PHILLIPS
ELCYOKXA	1965	OK	GARVIN
ELCYOKXB	1965	OK	GARVIN
ELDRPAXE	0176	PA	ARMSTRONG
ELVLGAXA	4332	GA	SCHLEY
EMWDNEXL	1568	NE	CASS
ENLLGAXA	4332	GA	STEPHENS
EOLIMOX	1885	MO	PIKE
ESTLTXXA	1163	TX	HALL
FAMTXXA	1181	TX	SABINE
FARGGAXA	4425	GA	CLINCH
FBSHKYXA	9691	KY	PULASKI
FDCYPAXF	0176	PA	ARMSTRONG
FKLNTXXA	1181	TX	ROBERTSON
FLLCKYXA	9691	KY	KNOX
FLLTXXA	1163	TX	LIPSCOMB
FLRHFLXA	0336	FL	PUTNAM
FLRNMOXA	1885	MO	MORGAN
FNTLIAXO	1170	IA	ADAIR
FRBNIAXO	1167	IA	BUCHANAN
FRCYTXXA	1181	TX	ANDREWS
FRDLMOXA	1885	MO	RIPLEY
FRDYARXA	1691	AR	DALLAS
FRFDNEXL	1568	NE	CLAY
FRFDTXXB	1181	TX	FREESTONE
FRFXOKXA	1165	OK	OSAGE
FRINTXXA	1163	TX	PARMER
FRNLKYXA	9691	KY	MASON
FRPLMOXA	1885	MO	POLK

(D)

(TR 104)

ACCESS SERVICE

7. Special Access Service (Cont'd)7.14 Non-competitive Wire Center Listing (Cont'd)

<u>Wire Center</u>	<u>OCN</u>	<u>STATE</u>	<u>County</u>
FRSATXXA	1163	TX	HOWARD
FRSTTXXA	1163	TX	NAVARRO
FRTCTXXA	1181	TX	HUTCHINSON
FRTNIAOX	1178	IA	VAN BUREN
FRVWOHXA	0666	OH	BELMONT
FTGNGAXA	4332	GA	CLAY
FTHNTXXC	1181	TX	HUDSPETH
GARYTXXB	1181	TX	PANOLA
GDINMOXA	1885	MO	CARTER
GDJTIAXO	1167	IA	GREENE
GDRKNEXL	1568	NE	WEBSTER
GLHMARXA	1691	AR	SEVIER
GLNVGAXA	4425	GA	TATTNALL
GLNVNEXL	1568	NE	CLAY
GLWDARXA	1691	AR	PIKE
GMTWKYXA	9691	KY	BRACKEN
GNBGKYXB	9690	KY	GREEN
GNBOPAXG	0176	PA	GREENE
GNCTIAXO	1170	IA	GRUNDY
GNFDIAXO	1170	IA	ADAIR
GNVLMOXX	1885	MO	WAYNE
GNWDNEXL	1568	NE	CASS
GOTBOKXA	1965	OK	KIOWA
GPLDTXXA	1181	TX	HOUSTON
GRAYGAXA	4425	GA	JONES
GRNEIAXO	1170	IA	BUTLER
GROMTXXA	1163	TX	CARSON
GRSNKYXA	9690	KY	LEWIS
GRSNTXXA	2147	TX	NACOGDOCHES
GRTYOKXA	1965	OK	HUGHES
GTCTIAXO	1170	IA	GUTHRIE
GTCYMOXA	1885	MO	WORTH
GVTNTXXA	1163	TX	TRINITY
GYVLPAXG	0176	PA	GREENE

(N)

(N)

(TR 93)

ACCESS SERVICE

7. Special Access Service (Cont'd)7.14 Non-competitive Wire Center Listing (Cont'd)

<u>Wire Center</u>	<u>OCN</u>	<u>STATE</u>	<u>County</u>
HAZNPAXH	0176	PA	JEFFERSON
HBRDTXXA	1163	TX	HILL
HDDCGAXA	4425	GA	JONES
HDLYTXXA	1163	TX	DONLEY
HDRCIAXO	1178	IA	KEOKUK
HELNGAXA	0386	GA	WHITE
HGNSTXXA	1163	TX	LIPSCOMB
HGSPTXXA	1163	TX	CASS
HGVLKYXA	9690	KY	LARUE
HLBONMXC	1193	NM	SIERRA
HLWYMOXA	1885	MO	POLK
HMHLTXXA	1181	TX	SABINE
HMMNOKXA	1965	OK	ROGER MILLS
HMNYOKXB	1165	OK	OSAGE
HMVLGAXA	4425	GA	CLINCH
HNKMTXXA	2153	TX	CHAMBERS
HNTNTXXA	1181	TX	ANGELINA
HOKSTXXA	1181	TX	BOWIE
HOMRGAXA	0357	GA	BANKS
HORTARXA	1691	AR	SEVIER
HPDLOHXA	0666	OH	HARRISON
HPPYTXXA	1163	TX	SWISHER
HRDYNEXL	1568	NE	NUCKOLLS
HRPRIAXO	1167	IA	KEOKUK
HRVRNEXL	1568	NE	CLAY
HSKLOKXA	1165	OK	MUSKOGEE
HSTNIAXO	1178	IA	WAYNE
HTFDARXA	1691	AR	POLK
HTLKTXXA	1181	TX	LEON
HTVLKYXE	9690	KY	LINCOLN
HVNROKXA	2011	OK	LE FLORE
HWSSGAXA	0386	GA	TOWNS
HZTNIAOX	1167	IA	BUCHANAN

(N)

(N)

(TR 93)

ACCESS SERVICE

7. Special Access Service (Cont'd)7.14 Non-competitive Wire Center Listing (Cont'd)

<u>Wire Center</u>	<u>OCN</u>	<u>STATE</u>	<u>County</u>
IDELGAXA	4332	GA	MACON
IMPRTXXA	1181	TX	PECOS
INTRFLXA	0336	FL	PUTNAM
IOLATXXA	1181	TX	GRIMES
IRCYGAXA	4425	GA	SEMINOLE
IRDLTXXA	2153	TX	BOSQUE
IRENTXXA	1181	TX	HILL
IRVNKYXA	9691	KY	ESTILL
JAKNGAXA	4425	GA	EARLY
JAMCIA XO	1178	IA	GUTHRIE
JFSNPAXJ	0176	PA	GREENE
JFVLGAXA	4425	GA	TWIGGS
JHVLKYXA	9691	KY	BRACKEN
JNGSFLXA	0336	FL	HAMILTON
JOQNTXXA	1181	TX	SHELBY
JSPRFLXA	0336	FL	HAMILTON
KEOTIAXP	1167	IA	KEOKUK
KIOWOKXA	1965	OK	PITTSBURG
KLTNIA XO	1178	IA	RINGGOLD
KNCYTXXA	1163	TX	KNOX
KNRDTXXA	1181	TX	HOUSTON
KNVLIAXC	1178	IA	MARION
KPRLTXXA	2153	TX	BOSQUE
KTNGPAXK	0176	PA	ARMSTRONG
KWCYOKXA	1165	OK	KAY
LAMSTXXA	1163	TX	DAWSON
LAMTIAXO	1167	IA	BUCHANAN
LBRLMOXA	1885	MO	BARTON
LBRTKYXA	9690	KY	CASEY
LCBGARXA	1691	AR	SEVIER
LCBGPA XL	0176	PA	ARMSTRONG
LCLDMOXA	1885	MO	LINN

(N)

(N)

(TR 93)

ACCESS SERVICE

7. Special Access Service (Cont'd)7.14 Non-competitive Wire Center Listing (Cont'd)

<u>Wire Center</u>	<u>OCN</u>	<u>STATE</u>	<u>County</u>
LDWCGAXA	4425	GA	LONG
LEDSALXA	0302	AL	ST CLAIR
LEDSALXB	0302	AL	ST CLAIR
LEOLARXA	1691	AR	GRANT
LESLARXA	1691	AR	SEARCY
LKBTFLXA	0336	FL	UNION
LKVGTXXA	2153	TX	BOSQUE
LKVWTXXA	1163	TX	HALL
LNCSKYXA	9690	KY	GARRARD
LNDNTXXA	1163	TX	CASS
LNDSOKXA	1165	OK	GARVIN
LNSTTXXA	1163	TX	MORRIS
LNSVPAXL	0176	PA	WAYNE
LOGNIA XO	1167	IA	HARRISON
LOLDTXXA	1181	TX	HOUSTON
LONATXXA	1181	TX	LEON
LORNTXXA	1181	TX	MITCHELL
LOTTTXXA	1181	TX	FALLS
LRVLFLXA	0336	FL	SUWANNEE
LSVLNEXL	1568	NE	CASS
LTFDKYXA	9690	KY	GRAYSON
LTFDTXXA	1163	TX	LAMB
LTSXIA XO	1167	IA	HARRISON
LVOKFLXA	0336	FL	SUWANNEE
LVTNKYXA	9691	KY	ROCKCASTLE
LWGMKYXA	9691	KY	LOGAN
LXTNGAXA	0357	GA	OGLETHORPE
MALNTXXA	1163	TX	HILL
MAUDTXXA	1181	TX	BOWIE
MAYOFLXA	0336	FL	LAFAYETTE
MBTETXXA	1163	TX	WHEELER
MDNMMOXA	1885	MO	BARTON
MDRDIAXO	1170	IA	BOONE
MDTWMOXA	1885	MO	MONTGOMERY

(D)

(TR 104)

ACCESS SERVICE

7. Special Access Service (Cont'd)7.14 Non-competitive Wire Center Listing (Cont'd)

<u>Wire Center</u>	<u>OCN</u>	<u>STATE</u>	<u>County</u>
MEDWTXXA	1163	TX	TERRY
MGNLIAXP	1167	IA	HARRISON
MGTNARXA	1691	AR	VAN BUREN
MIAMTXXA	1163	TX	ROBERTS
MLAMTXXA	1181	TX	HILL
MLBNKYXA	9691	KY	CARLISLE
MLBNOKXA	1965	OK	JOHNSTON
MLCHIA XO	1178	IA	MARION
MLCKOKXA	1965	OK	JOHNSTON
MLRSFLXA	0336	FL	PUTNAM
MLTNIA XO	1178	IA	VAN BUREN
MMCVKYXA	9691	KY	EDMONSON
MMPHTXXA	1163	TX	HALL
MNCHGAXA	4332	GA	MERIWETHER
MNDMIA XO	1167	IA	HARRISON
MNDNMOXX	1885	MO	CHARITON
MNDYTXXA	1163	TX	KNOX
MNTIKYXA	9690	KY	WAYNE
MNTNTXXA	1181	TX	LOVING
MODLIA XO	1167	IA	HARRISON
MOHOOKXA	2011	OK	LE FLORE
MORNTXXA	1181	TX	SHACKELFORD
MOSHTXXA	2153	TX	BOSQUE
MRBGIA XO	1178	IA	KEOKUK
MRBOARXA	1691	AR	PIKE
MRDCNEXL	1568	NE	CASS
MRNGGAXA	4332	GA	CALHOUN
MRGNTXXA	1181	TX	BOSQUE
MRNGIA XO	1167	IA	IOWA
MRQZTXXA	1181	TX	LEON
MRRSOKXC	1165	OK	OKMULGEE
MRRYNEXL	1568	NE	CASS
MRSHARXA	1691	AR	SEARCY

(N)

(N)

(TR 93)

ACCESS SERVICE

7. Special Access Service (Cont'd)7.14 Non-competitive Wire Center Listing (Cont'd)

(N)

<u>Wire Center</u>	<u>OCN</u>	<u>STATE</u>	<u>County</u>
MRTTXXA	1163	TX	CASS
MRTWOHXA	0666	OH	BELMONT
MRVLGAXA	4332	GA	MACON
MRVLMOXA	1885	MO	POLK
MRVNGAXA	4332	GA	BROOKS
MTAGTXXA	2153	TX	MONTAGUE
MTAYIAXC	1178	IA	RINGGOLD
MTCLTXXA	1163	TX	HILL
MTIDARXA	1691	AR	MONTGOMERY
MTMRPAXM	0176	PA	GREENE
MTOLKYXA	9691	KY	ROBERTSON
MTRSGAXA	4425	GA	LAURENS
MTVRGAXA	4332	GA	MONTGOMERY
MTVRKYAI	9691	KY	ROCKCASTLE
MTVWOKXA	1965	OK	KIOWA
MTZMGAXA	4332	GA	MACON
MXYSGAXA	0357	GA	OGLETHORPE
MYLCKYXA	9691	KY	MASON
MYRTMOXA	1885	MO	OREGON
MYVLOKXA	1165	OK	GARVIN
NANCKYXA	9690	KY	PULASKI
NBTNTXXB	1163	TX	BOWIE
NCNATXXA	2153	TX	MONTAGUE
NGLYTXXA	1181	TX	RED RIVER
NHFRMOXA	1885	MO	PIKE
NHWKNEXL	1568	NE	CASS
NLSNNEXL	1568	NE	NUCKOLLS
NLVLMOXA	1885	MO	BUTLER
NMRDARXA	1691	AR	PERRY
NPLSTXXA	1163	TX	MORRIS
NRMNARXA	1691	AR	MONTGOMERY
NRMNTXXA	1181	TX	LEON

(N)

(TR 93)

ACCESS SERVICE

7. Special Access Service (Cont'd)7.14 Non-competitive Wire Center Listing (Cont'd)

<u>Wire Center</u>	<u>OCN</u>	<u>STATE</u>	<u>County</u>
NWFPPAXN	0176	PA	GREENE
NWTNTXXA	1181	TX	NEWTON
NYLRMOXX	1885	MO	RIPLEY
NZLHTXXA	1181	TX	MADISON
OCTVNEXL	1568	NE	BUTLER
ODENARXA	1691	AR	MONTGOMERY
ODVLALXA	0302	AL	ST CLAIR
OJCLNMXC	1193	NM	TAOS
OKLNARXA	1691	AR	CLARK
OKWDTXXA	1181	TX	LEON
OLLIIAXO	1178	IA	KEOKUK
ONG NEXL	1568	NE	CLAY
ORLATXXA	1181	TX	REEVES
ORNTIAXP	1167	IA	ADAIR
OSCLNEXL	1568	NE	POLK
OTLYIAXO	1178	IA	MARION
OXLYMOXA	1885	MO	RIPLEY
PASNMOXX	1885	MO	WAYNE
PDMTMOXX	1885	MO	WAYNE
PECSTXXA	1181	TX	REEVES
PECSTXXB	1181	TX	REEVES
PELLIAXO	1178	IA	MARION
PERSIAXP	1167	IA	HARRISON
PITSGAXA	4425	GA	WILCOX
PKCYOKXA	1965	OK	CARTER
PLHPMOXA	1885	MO	POLK
PLNSTXXA	2153	TX	YOAKUM
PLTSNEXL	1568	NE	CASS
PMCYIAXO	1178	IA	WAYNE
PNDRMOXA	1885	MO	RIPLEY
PNGBARXA	1691	AR	WHITE

(N)

(N)

(TR 93)

ACCESS SERVICE

7. Special Access Service (Cont'd)7.14 Non-competitive Wire Center Listing (Cont'd)

<u>Wire Center</u>	<u>OCN</u>	<u>STATE</u>	<u>County</u>
PNHDTXXA	1163	TX	CARSON
PNLDTXXA	1181	TX	SABINE
PNTNTXXA	1181	TX	TRINITY
PNVWGAXA	4425	GA	WILCOX
POLKMOXA	1885	MO	POLK
POLKNEXL	1568	NE	POLK
POSTTXXA	1163	TX	GARZA
POTEOKXA	2011	OK	LE FLORE
PRCLOKXA	1165	OK	MCCLAIN
PRCVIAXO	1167	IA	FREMONT
PRDNTXXA	1181	TX	NAVARRO
PRHLTXXA	2147	TX	LIMESTONE
PRRYARXA	1691	AR	PERRY
PRSCIAXO	1167	IA	ADAMS
PRVIARXA	1691	AR	GRANT
PRVLARXA	1691	AR	PERRY
PSGHIAXO	1167	IA	HARRISON
PSTNGAXA	4332	GA	WEBSTER
PSVLIAXO	1178	IA	MARION
PTBGTXXA	1163	TX	HALE
PWPNOHXA	0666	OH	BELMONT
PYTNTXXA	1163	TX	OCHILTREE
QTMNARXA	1691	AR	CLEBURNE
QTMNGAXA	4332	GA	BROOKS
RAFRFLXA	0336	FL	UNION
RBCCGAXA	4425	GA	TURNER
RCHEGAXA	4425	GA	WILCOX
RCLDIAXO	1178	IA	KEOKUK
RCLDTXXA	1181	TX	NAVARRO
RDNGIAXO	1178	IA	RINGGOLD
RDVLGAXA	4425	GA	TATTNALL
RDVLOHXA	0666	OH	MEIGS
RDWRTXXA	1181	TX	BOWIE

(N)

(N)

(TR 93)

ACCESS SERVICE

7. Special Access Service (Cont'd)7.14 Non-competitive Wire Center Listing (Cont'd)

<u>Wire Center</u>	<u>OCN</u>	<u>STATE</u>	<u>County</u>
RKLDPAXR	0176	PA	VENANGO
RKLWTXXA	1181	TX	CHEROKEE
RNBCIAXO	1167	IA	GRUNDY
RNDHIA XO	1167	IA	FREMONT
RNGLTXXA	2153	TX	MONTAGUE
RPPYIAXO	1167	IA	GREENE
RRVLPAXR	0176	PA	GREENE
RRVYPAXR	0176	PA	ARMSTRONG
RSBDARXA	1691	AR	WHITE
RSBDTXXA	1181	TX	FALLS
RSCYNEXL	1568	NE	BUTLER
RSKNEXL	1568	NE	NUCKOLLS
RSSTXXA	1181	TX	EASTLAND
RSVTOKXA	1965	OK	KIOWA
RTCYOKXA	1965	OK	CARTER
RTVLMOXX	1885	MO	CHARITON
RVTNIAXP	1167	IA	FREMONT
RWLYIAXO	1178	IA	BUCHANAN
RYVLGAXA	4425	GA	SEMINOLE
SABLIAXP	1170	IA	JACKSON
SCHLKYXA	9691	KY	PULASKI
SCHSGAXA	0386	GA	UNION
SCVLKYXA	9690	KY	ALLEN
SDNYIAXP	1167	IA	FREMONT
SFRCARXA	1691	AR	PERRY
SGRNIAXP	1167	IA	KEOKUK
SHLBEXL	1568	NE	POLK
SHRDARXA	1691	AR	GRANT
SIGLPAXS	0176	PA	JEFFERSON
SKTNMOXA	1885	MO	CEDAR
SLCMTXXA	1181	TX	ANDERSON

(N)

(N)

(TR 93)

ACCESS SERVICE

7. Special Access Service (Cont'd)7.14 Non-competitive Wire Center Listing (Cont'd)

<u>Wire Center</u>	<u>OCN</u>	<u>STATE</u>	<u>County</u>
SMLDKYXA	9691	KY	LIVINGSTON
SMMSTXXA	1181	TX	BOWIE
SMNRMOXA	1885	MO	CHARITON
SMRTKYXA	9690	KY	PULASKI
SMVLOKXA	1965	OK	MCCURTAIN
SNDYTXXA	2147	TX	LIMESTONE
SNFRTXXA	1181	TX	HUTCHINSON
SNRYTXXA	1181	TX	MOORE
SNYDOKXA	1965	OK	KIOWA
SOCYMOXA	1885	MO	LAWRENCE
SOVLKYXA	9691	KY	PULASKI
SPDETXXA	1163	TX	LAMB
SPFTTXXA	2153	TX	MONTAGUE
SPGGPAXS	0176	PA	GREENE
SPMNTXXA	1163	TX	HANSFORD
SPRKARXA	1691	AR	DALLAS
SPRRNEXL	1568	NE	NUCKOLLS
SPVLALXA	0302	AL	ST CLAIR
SRBLTXXA	1181	TX	HUDSPETH
SRPSNEXL	1568	NE	BUTLER
STBGNEXL	1568	NE	POLK
STMNTXXA	1181	TX	FREESTONE
STMTSCXA	0517	SC	CALHOUN
STPLARXA	1691	AR	MADISON
STTNEXL	1568	NE	CLAY
STTWOKXA	1965	OK	ATOKA
STVRMOXA	1885	MO	MORGAN
STWLOKXA	2011	OK	ADAIR
SUVLPAXS	0176	PA	JEFFERSON
SVNNOKXA	1965	OK	PITTSBURG

(N)

(N)

(TR 93)

ACCESS SERVICE

7. Special Access Service (Cont'd)7.14 Non-competitive Wire Center Listing (Cont'd)

<u>Wire Center</u>	<u>OCN</u>	<u>STATE</u>	<u>County</u>
SWTNARXA	1691	AR	JACKSON
SYMRIAXO	1178	IA	WAYNE
TABRIAXO	1167	IA	FREMONT
TCMNARXA	1691	AR	JACKSON
THCNTXXA	2147	TX	LIMESTONE
THRKTXXA	1163	TX	THROCKMORTON
THRMIAXP	1167	IA	FREMONT
TLBOKYXA	9690	KY	LEWIS
TLIATXXA	1181	TX	SWISHER
TMBLPAXT	0176	PA	JEFFERSON
TMTNPAXT	0176	PA	ARMSTRONG
TNGLIAXO	1178	IA	RINGGOLD
TNHATXXA	1181	TX	SHELBY
TOCCGAXA	4332	GA	STEPHENS
TOYHTXXA	1181	TX	REEVES
TRACIAXO	1178	IA	MARION
TRCNNMXB	1193	NM	SIERRA
TRCNNMXC	1193	NM	SIERRA
TRNYTXXA	1163	TX	TRINITY
TUVLPAXT	0176	PA	NORTHUMBERLAND
TXRKTXXA	1163	TX	BOWIE
TXRKTXXB	1163	TX	BOWIE
UMPRARXA	1691	AR	HOWARD
UNINNEXL	1568	NE	CASS
UNPNGAXA	0357	GA	GREENE
UNTWKYXA	9691	KY	UNION
UVLDGAXA	4425	GA	MONTGOMERY
VEGATXXA	1181	TX	OLDHAM
VELMOKXA	1965	OK	STEPHENS
VHRNTXXA	1181	TX	CULBERSON

(N)

(N)

(TR 93)

ACCESS SERVICE

7. Special Access Service (Cont'd)7.14 Non-competitive Wire Center Listing (Cont'd)

<u>Wire Center</u>	<u>OCN</u>	<u>STATE</u>	<u>County</u>
VIANOKXA	2011	OK	SEQUOYAH
VLCTNMXC	1193	NM	SIERRA
VLMLTXXA	2153	TX	BOSQUE
VLNTTXXA	1181	TX	JEFF DAVIS
VNBGKYXA	9690	KY	LEWIS
VRNAMOX	1885	MO	LAWRENCE
WASHKYXA	9691	KY	MASON
WASHOKXA	1165	OK	MCCLAIN
WAYNOKXA	1165	OK	MCCLAIN
WCKSARXA	1691	AR	POLK
WDBIIAXO	1167	IA	HARRISON
WDLGAXA	4332	GA	TALBOT
WGTNTXXA	1163	TX	COLLINGSWORTH
WHCHIAOX	1167	IA	KEOKUK
WHDRTXXA	1163	TX	CARSON
WHLKYXA	9691	KY	PULASKI
WHLRTXXA	1163	TX	WHEELER
WHPLGAXA	0357	GA	GREENE
WHSPFLXA	0336	FL	HAMILTON
WHTYTXXA	1181	TX	HILL
WLBGIAXO	1167	IA	IOWA
WLBFLXA	0336	FL	SUWANNEE
WLDRTXXA	1181	TX	OLDHAM
WLMTARXA	1691	AR	ASHLEY
WLVLTXXA	2153	TX	CHAMBERS
WNNETXXA	2153	TX	CHAMBERS
WNSPTXXA	1181	TX	BOSQUE
WOTNPAXW	0176	PA	ARMSTRONG
WPPLMOXX	1885	MO	WAYNE
WPWRNEXL	1568	NE	CASS

(N)

(N)

(TR 93)

ACCESS SERVICE

7. Special Access Service (Cont'd)

7.14 Non-competitive Wire Center Listing (Cont'd)

<u>Wire Center</u>	<u>OCN</u>	<u>STATE</u>	<u>County</u>
WRDVOKXA	1965	OK	ATOKA
WRSPGAXA	4332	GA	MERIWETHER
WSBGIA XO	1170	IA	GRUNDY
WSTROKXA	2011	OK	LE FLORE
WSVLMOXA	1885	MO	WAYNE
WTSPARXA	1691	AR	SEARCY
WTTWPAXW	0176	PA	NORTHUMBERLAND
WTWDTXXA	2147	TX	SAN JACINTO
WYBGPA XW	0176	PA	GREENE
YNHRGAXA	0386	GA	TOWNS
ZVLATXXA	1181	TX	ANGELINA

(N)

(N)

(TR19)

Issued: December 19, 2008

Effective: January 3, 2009

4001 Rodney Parham Road
Little Rock, Arkansas 72212

ACCESS SERVICE

8. EXPANDED INTERCONNECTION SERVICES

Effective January 1, 2009 all new customers and existing Valor Texas, Valor New Mexico and Valor Oklahoma existing Customers of Expanded Interconnection Service will abide by the regulations set forth within this section of the tariff. Existing Windstream Nebraska and Windstream Kentucky East Customers may continue under the regulations set forth in Section 21 until July 1, 2009 or until their service is disconnected, whichever occurs first.

8.1 Expanded Interconnection Services8.1.1 Service Description

Expanded Interconnection Service (EIS) provides customers with the capability to collocate customer provided transmission, concentration, and multiplexing equipment, at the Telephone Company premises. EIS customers may terminate basic fiber optic transmission facilities at the Telephone Company premises for connection to their equipment or may lease facilities from the Telephone Company. EIS customers may lease transport from the Telephone Company to connect to their collocation equipment in lieu of constructing their own facility to the Telephone Company premises. EIS is not available to Enhanced Service Providers. Customer premises equipment, protocol conversion equipment or other types of customer equipment not required for basic transmission shall not be installed at the Telephone Company premises.

8.2 Provision of EIS8.2.1 General

- (A) EIS will be provided as Physical EIS where transmission facilities of the customer interconnect with the facilities of the Telephone Company within the Telephone Company wire center or access tandem or as Virtual EIS where the interconnection with Telephone Company facilities occurs outside the wire center or access tandem in a manhole or other similar location.
- (B) EIS arrangements are available for Switched Access and DS0 (64 Kbps), DS1 (1.544Mbps) and DS3 (44.736 Mbps) Special Access transmission facilities and terminating equipment to Telephone Company wire center or access tandem facilities in or near Telephone Company buildings.
- (C) EIS will be available for microwave transmission on a case by case basis where reasonably feasible. EIS is not available on non-fiber optic facilities.
- (D) Customer provided facilities and customer designated termination equipment are subject to the terms, conditions, and rates specified in this tariff.
- (E) Customers requests for space for terminating equipment other than within an access tandem or wire center will be handled on a case by case basis where technically feasible on a first-come, first-served basis.

(TR19)

ACCESS SERVICE

8. EXPANDED INTERCONNECTION SERVICES (Cont'd)8.2 Provision of EIS (Cont'd)8.2.1 General (Cont'd)

- (F) The Telephone Company is not responsible for the design, engineering, or performance of the customer designated termination equipment and customer provided facilities for virtual and physical EIS. The Telephone Company is not responsible for testing and maintenance of physical EIS arrangements.
- (G) The Telephone Company is not required to purchase additional plant or equipment, to relinquish floor space or facilities designated for Telephone Company use, to undertake construction of new wire centers or access tandems, or to construct additions to existing wire centers or access tandems to satisfy a customer request.
- (H) The Telephone Company will accept Letters of Agency (LOA) from, the Interconnector that allows a specific customer of the Interconnector to order and be billed for Physical Collocation EIS services that terminate to the Interconnector's Physical Collocation. (N)

8.2.2 Responsibility of the Telephone Company

- (A) The Telephone Company will provide EIS, within the limitations of space and facilities.
- (B) The emergency provisioning and restoration of interconnection service shall be in accordance with Part 64, Subpart D, Paragraph 64.401, of the FCC's Rules and Regulations, which specifies the priority for such activities.
- (C) The Telephone Company will establish points of contact for the customer to place a request for EIS. The point of contact will provide the customer with a packet of general information and requirements, including a list of engineering and technical specifications, fire, safety, security policies and procedures and an Application Form.
- (D) The Telephone Company will provide at least two separate points of entry to the wire center or access tandem where there are two entry points for the Telephone Company cable facilities, with the exception of situations where one entry of a two entry office is filled to capacity.
- (E) The Telephone Company will not purchase customer designated termination equipment from a vendor for the customer's use. If the customer chooses, the Telephone Company will assist the customer in the purchase of terminating equipment by establishing a contact point with GTE Supply.

(TR43)

ACCESS SERVICE

8. EXPANDED INTERCONNECTION SERVICES (Cont'd)

8.2 Provision of EIS (Cont'd)8.2.2 Responsibility of the Telephone Company (Cont'd)

- (F) The Telephone Company will coordinate with the customer to ensure that services are installed in accordance with the service request. If the Telephone Company fails to install such equipment in accordance with the service request, the Telephone Company will correct the installation at its own expense.
- (G) The Telephone Company will be held liable for the action and inactions of its employees, vendors, or contractors having access to the customer's equipment and facilities.

8.2.3 Rights of the Telephone Company

- (A) The Telephone Company retains ownership of wire center or access tandem floor space and equipment used to provide EIS.
- (B) The Telephone Company reserves the right to refuse use of customer's equipment or customer designated termination equipment which does not meet network reliability standards and fire and safety codes.
- (C) The Telephone Company reserves the right, with five days' prior notice, to access the partitioned space to perform periodic inspections to ensure compliance with Telephone Company installation, safety and security practices.
- (D) The Telephone Company reserves the right, without prior notice, to access the partitioned space in an emergency, such as fire or other unsafe conditions, or for purposes of averting any threat of harm imposed by the customer or the customer's equipment upon the operation of the Telephone Company's equipment, facilities and/or employees located outside the partitioned space. The Telephone company will notify the customer as soon as possible when such an event has occurred.
- (E) The Telephone Company reserves the right to remove and dispose of the customer's equipment on physical EIS arrangements if the customer fails to remove and dispose of the equipment within the 30-day period following discontinuance of service whether the discontinuance was ordered by the customer, or by the Telephone Company in accordance with this tariff. The customer will be charged the appropriate Additional Labor charges for the removal and disposal of such equipment.

(TR19)

ACCESS SERVICE

8. EXPANDED INTERCONNECTION SERVICES (Cont'd)

8.2 Provision of EIS (Cont'd)8.2.3 Rights of the Telephone Company (Cont'd)

- (F) The Telephone Company reserves for itself and its successors and assignees, the right to utilize the wire center(s) or access tandem(s) space in such a manner as will best enable it to fulfill Telephone Company's service requirements.
- (G) The Telephone Company shall have the right, for good cause shown, and upon six (6) months' notice, to reclaim any partitioned space, cable space or conduit space in order to fulfill its obligation under Public Service law and its tariffs to provide telecommunication services to its end user customers. In such cases, the Telephone Company will reimburse the customer for reasonable direct costs and expenses in connection with such reclamation or migration to virtual collocation. The Telephone Company will make every reasonable effort to find other alternatives before attempting to reclaim any such space.

8.3 Obligations of the Customer8.3.1 Responsibility of the Customer

- (A) The customer is responsible for coordinating with the Telephone Company to ensure that services are installed in accordance with the service request. The customer agrees to meet with the Telephone Company, if requested by the Telephone Company, to review design and work plans for installation of the customer's designated equipment within the Telephone Company premises.
- (B) The customer will be responsible for costs incurred by the Telephone Company for installation or maintenance of customer designated Virtual EIS termination equipment. Installation or maintenance will not begin until agreed to by the customer.
- (C) In the event of a Telephone Company work stoppage, the customer's employees, contractors or agents will comply with the emergency operation procedures established by the Telephone Company. Such emergency procedures should not directly impact the customer's access to its premises, or ability to provide service.

(TR19)

ACCESS SERVICE

8. EXPANDED INTERCONNECTION SERVICES (Cont'd)

8.3 Obligations of the Customer (Cont'd)8.3.1 Responsibility of the Customer

- (D) On the date of discontinuance of service of physical EIS arrangements, the customer will disconnect and remove its equipment within 30 days from its partitioned space.
- (E) The customer will provide access to the partitioned space at all times to allow the Telephone Company to react to emergencies, to maintain the building operating systems (where applicable and necessary) and to ensure compliance with OSHA/Telephone Company regulations and standards related to fire, safety, health and environment safeguards. The Telephone Company will attempt to notify the customer in advance of any such emergency access. If advance notification is not possible the Telephone Company will provide notification of any such entry to the customer as soon as possible following the entry, indicating the reasons for the entry and any actions taken which might impact the customer's facilities or equipment and its ability to provide service. The Telephone Company will restrict access to the customer's cage to persons necessary to handle such an emergency.
- (F) The customer's employee, agent, or contractor with access to a Telephone Company wire center(s) or access tandem(s) shall adhere at all times to all applicable laws, regulations and ordinances and to rules of conduct established by the Telephone Company for the wire center or access tandem and the Telephone Company's employees, agents and contractors. The Telephone Company reserves the right to make changes to such procedures and rules to preserve the integrity and operation of the Telephone Company network or facilities or to comply with applicable laws and regulations. The Telephone Company will provide written notification 30 days in advance of such changes.
- (G) The customer is responsible for payment of all charges as set forth in Section 2.4. Disputed bills will be subject to provisions in Section 2.4. Failure to make payment will result in disconnection of service in accordance with Section 2.

(TR19)

ACCESS SERVICE

8. EXPANDED INTERCONNECTION SERVICES (Cont'd)8.3 Obligations of the Customer (Cont'd)8.3.1 Responsibility of the Customer (Cont'd)

- (H) The customer will be responsible to obtain appropriate insurance coverage, including but not limited to, fire, theft, and liability as described in this section for physical EIS arrangements.
- (I) The customer will be held liable for the actions and inactions of its employees, vendors, or contractors having access to Telephone Company wire center or access tandem equipment, manholes and facilities.
- (J) The customer is responsible for the purchase and delivery of customer designated termination equipment to be installed in the Telephone Company wire center or access tandem for virtual EIS. The customer must deliver all equipment specified on its Virtual EIS application to the designated wire center or access tandem. The Telephone Company will not accept equipment shipments without a packing list and labels, or incomplete shipments. See packet of general information for EIS shipment and receiving guidelines.

(TR19)

ACCESS SERVICE

8. EXPANDED INTERCONNECTION SERVICES (Cont'd)8.3 Obligations of the Customer8.3.2 Claims and Demands for Damage

In addition to the provisions in Section 2.3.11, the customer shall defend, indemnify and save harmless the Telephone Company from and against any and all suits, claims and demands by third persons caused by, arising out of or in any way related to the installation, maintenance, repair, replacement, presence, use or removal of the customer's equipment or by the proximity of such equipment to the equipment of other parties occupying space in the Telephone Company's wire center(s) or access tandem(s) or caused by, arising out of or in any way related to the customer's failure to comply with any of the terms of this tariff.

8.3.3 Limitations

- (A) All customer facilities must terminate in the Telephone Company equipment.
- (B) The customer shall not assign, sublease, rent or share with or without charge, partitioned space with another customer.
- (C) Other than marking equipment for identification purposes, the customer shall not paint or affix any signs, posters, advertisements or notices on any portion of, or any equipment located in, the Telephone Company wire center(s) or access tandem(s).
- (D) The customer shall not use cellular telephones within the wire center or access tandem locations. The customer may order local exchange business service to be installed within the customer's partitioned space.

8.3.4 Mechanic's or Materialmen's Liens

The customer shall not permit to be placed upon the wire center or access tandem or any of the Telephone Company's property any mechanic's or materialmen's liens caused by or resulting from any work performed, materials furnished or obligations incurred by or at the request of the customer. In the case of the filing of any such lien, the customer shall immediately pay the lien in full. If default in the payment continues for ten (10) days after written notice from the Telephone Company to the customer, the Telephone Company will have the right, at the Telephone

(TR19)

ACCESS SERVICE

8. EXPANDED INTERCONNECTION SERVICES (Cont'd)8.3 Obligations of the Customer (Cont'd)8.3.4 Mechanic's or Materialmen's Liens (Cont'd)

Company's option, of paying the lien or any portion of the lien, without inquiry as to the validity of the lien, and the customer shall reimburse the Telephone Company for any amounts paid, including expenses and interest, within ten (10) days after delivery to the customer of an invoice. Failure to remit payment to the Telephone Company within ten (10) days will result in disconnection of service as set forth in

8.3.5 Confidentiality

The customer shall hold in confidence all information of a competitive nature provided to the customer by the Telephone Company in connection with EIS or known to the customer as a result of the customer's access to the Telephone Company's wire center(s) or access tandem(s) or as a result of the interconnection of the customer's equipment to the Telephone Company's facilities. Similarly, the Telephone Company shall hold in confidence all information of a competitive nature provided to it by the customer in connection with EIS or known to the Telephone Company as a result of the interconnection of the customer's equipment to the Telephone Company's facilities. Such information is to be considered proprietary and shared within the Telephone Company on a need to know basis only. Neither the Telephone Company or the customer shall be obligated to hold in confidence information that:

- (1) was already known to the customer free of any obligation to keep such information confidential;
- (2) was or becomes publicly available by other than unauthorized disclosure; or
- (3) was rightfully obtained from a third party not obligated to hold such information in confidence.

(TR19)

ACCESS SERVICE

8. EXPANDED INTERCONNECTION SERVICES (Cont'd)8.3 Obligations of the Customer (Cont'd)8.3.6 Network Outage, Damage and Reporting

- (A) The customer shall be responsible for any damage or network outage occurring as a result of termination of customer owned or customer designated termination equipment in the Telephone Company wire center or access tandem.
- (B) The customer is responsible for providing trouble report status when requested.
- (C) The customer is responsible for providing a contact number that is readily accessible 24 hours a day, 7 days a week.
- (D) The customer shall be responsible for notifying the Telephone Company of significant outages which could impact or degrade the Telephone Company's switches and services and provide estimated clearing time for restoral.
- (E) The customer is responsible for testing its equipment to identify and clear a trouble report when the trouble has been sectionalized (isolated) to a customer service.
- (F) Credit for interruption of service for physical EIS will be given only for the switched or special access facility and associated cross connect as set forth in Sections 4 and 5.

8.4 Discontinuance of Service8.4.1 General

- (A) Upon discontinuance of physical EIS service the customer shall disconnect and remove its equipment from the partitioned space. The Telephone Company reserves the right to remove the customer's equipment if the customer fails to remove and dispose of the equipment within the 30 days of discontinuance. The customer will be charged the appropriate Additional Labor charge in Section 13.2 for the removal of such equipment.
- (B) The Telephone Company will make every effort to contact the customer in the event the customer's equipment disrupts the network. If the Telephone Company is unable to make contact with the customer, the Telephone Company shall temporarily disconnect the customer's service. The Telephone Company will notify the customer as soon as possible after any disconnect of customer's equipment.

(TR19)

ACCESS SERVICE

8. EXPANDED INTERCONNECTION SERVICES (Cont'd)8.4 Discontinuance of Service (Cont'd)8.4.1 General (Cont'd)

- (C) The Telephone Company reserves the right to terminate EIS, in the event the customer is not in conformance with Telephone Company standards and requirements and/or in the event the customer imposes continued disruption and threat of harm to Telephone Company employees and/or network, or the Telephone Company's ability to provide service to other customers.
- (D) Upon discontinuance of Virtual EIS service, the Telephone Company will disconnect and remove the customer designated termination equipment from the Telephone Company wire center or access tandem. The Telephone Company will work with the customer to coordinate return of the equipment to the customer.

8.5 Ordering Options for EIS8.5.1 Physical EIS at Tariffed Locations

- (A) Customers requesting physical EIS at a wire center or access tandem location appearing in 8.7.7 will be required to complete the Application Form and submit the Engineering Fee(s) as set forth in Section 17. Upon notification of available space, the customer will be required to place an EIS Access Service Order (ASR). In addition, the customer must submit 50% of the other applicable nonrecurring charges within 90 days after notification of available space or the customer will be required to submit a new Application Form and Engineering Fee(s).
- (B) The Telephone Company will process Application Forms on a first-come, first-served basis as set forth in 17.6.1(B).
- (C) Upon receipt of the completed EIS ASR, the Telephone Company will schedule a meeting with the customer to determine engineering and network requirements. The Telephone Company will provide to the customer the general information packet including lists of technical publications and procedures necessary to meet network, engineering, security and safety standards.

(TR19)

ACCESS SERVICE

8. EXPANDED INTERCONNECTION SERVICES (Cont'd)8.5 Ordering Options for EIS (Cont'd)8.5.1 Physical EIS at Tariffed Locations (Cont'd)

- (D) Upon receipt of the ASR and 50% of the Site Preparation Charge, Cage Enclosure, DC Power charges and applicable nonrecurring charges (NRCs), the Telephone Company will initiate necessary modifications to the wire center or access tandem to accommodate the customer's request. The customer and the Telephone Company will work cooperatively to ensure that services are installed in accordance with the service requested. The balance of the Building Modification, Cage Enclosure and dc Power charges are due at the time the space is turned over to the customer.
- (E) The customer is responsible to have cable and other equipment ready for installation on the date scheduled. If the customer fails to notify the Telephone Company of a delay in the installation date, the customer will be subject to the appropriate Additional Labor Charge in Section 17.
- (F) The customer has the option of providing its own cables or the Telephone Company may, at the customer's request, provide the necessary transmission, power and grounding cables and bill the customer per the Cable Material Charge rates in Section 17.
- (G) The Telephone Company will advise the customer of any delay in completion of the preparation of the wire center or access tandem space, and reschedule a new installation date for earliest possible date.
- (H) The Telephone Company and the customer must meet and begin implementation of the request within six (6) months of receipt of the Application Form and the Physical Engineering Fee or the identified space becomes available for use by other customers.
- (I) The Telephone Company shall notify the customer of the date the Physical EIS cage arrangement will be ready for walk through and inspection. The customer has 15 days to meet the Telephone Company on-site for inspection. If the customer does not attend the inspection within this timeframe, the Telephone Company will initiate customer billing for all monthly and nonrecurring charges.

(TR19)

ACCESS SERVICE

8. EXPANDED INTERCONNECTION SERVICES (Cont'd)8.5 Ordering Options for EIS (Cont'd)8.5.1 Virtual EIS

- (A) Customers seeking virtual EIS shall submit a Application form and a \$2500 non-refundable fee for each wire center or access tandem which will be applied toward the Engineering/ Installation Fee. The customer will be required to provide information such as, wire center or access tandem location, number and type of terminations, type of equipment, etc. The customer must provide all required information before the Telephone Company will begin work on the request.
- (B) Upon receipt of the \$2500 Fee, the Telephone Company will initiate a search of engineering records, an inspection of facilities, and other administrative activities required to process the request.
- (C) Virtual EIS will be provided to customers at rates and charges, including the Engineering/Installation Fee, specific to the location and customer designated termination equipment installed.

8.5.3 Microwave Services

EIS through microwave service will be provided, where reasonably feasible, only on a case-by-case basis. Rules, regulations and rates will be developed and filed upon a bona fide request from customers to provide microwave interconnection.

8.5.4 Data Over Voice (DOV) Equipment

Data Over Voice (DOV) Equipment may be used within the interconnection arrangement for Special or Switched EIS. If the DOV equipment is an adjunct or stand-alone device, additional charges for engineering, installation, and maintenance will be tarified as identified under the Bona Fide Request Process.

8.5.5 Other Technologies

EIS will not be provided through technologies other than fiber optic facilities and microwave.

(TR19)

ACCESS SERVICE

8. EXPANDED INTERCONNECTION SERVICES (Cont'd)8.5 Ordering Options for EIS (Cont'd)8.5.6 Augmentations

All requests for an addition or change to an existing EIS arrangement that has been inspected and turned over to the customer is considered an augmentation. The augmentation request will require the submission of a complete application form and the non-refundable Engineering or Augment Fee. Major Augments may include adding telecommunication equipment that requires AC or DC power or HVAC systems upgrade, or change in the size of the cage.

A complete application and Engineering Fee will be required when submitting a physical or virtual request that requires a major augment.

Minor Augments of Physical or Virtual EIS arrangements will require the submission of a complete application form and the Augment Fee. Minor augments are those requests that do not require additional AC or DC power systems, HVAC system upgrades or additional cage space. The requirements for a minor augment request can not exceed the capacity of the existing electrical/power of HVAC system. Requests for customer to customer interconnects and DS0, DS1 and DS3 cross connects are included as minor augments. The installation of circuit cards for Virtual EIS is also included as a minor augment.

Minor augments that require an augment fee are those requests that require the Telephone Company to perform a service or function on behalf of the customer, including but not limited to, requests to pull cable for customer to customer EIS interconnections, DS0, DS1 and DS3 facility terminations and Virtual EIS circuit card installations.

Minor augments that do not require a fee are those augments performed solely by the customer, that do not necessitate the Telephone Company to provide a service or function on behalf of the customer, including but not limited to, requests to install additional equipment in the customer's cage. Before the installation of the additional equipment, the customer agrees to provide the Telephone Company with an application form that includes an updated list of the equipment to be installed in the customer's EIS arrangement. Once the updated equipment list is submitted to the Telephone Company, the customer may proceed with the augment. The customer agrees that changes in equipment performed by the customer under this provision will not exceed the engineering specifications for power and HVAC as requested on the original application.

All augments will be subject to Telephone Company inspection, in accordance with the terms of this Tariff for ensuring compliance with Telephone Company safety standards.

(TR19)

ACCESS SERVICE

8. EXPANDED INTERCONNECTION SERVICES (Cont'd)8.6 EIS Service Request8.6.1 Application Form for Physical EIS

- (A) Customers requesting physical EIS will be required to submit the applicable Engineering Fee(s) as set forth in Section 17 for each wire center(s) or access tandem(s) location ordered.
- (B) Receipt of a complete Application Form, Engineering Fee(s) and 50% of the applicable nonrecurring charges will determine the order of priority of the customers requesting physical EIS.
- (C) The Application Form will require the customer to provide all engineering, floor space, power, environmental and other requirements necessary for the function of the service. The Telephone Company will notify the customer within 15 days, in writing, following receipt of the completed application if the customer's requirements cannot be accommodated as specified. Should the customer submit ten (10) or more applications within a ten (10) day period, the response interval will be increased by ten (10) days for every ten (10) additional applications or fraction thereof.
- (D) If existing suitable space is not available, the Engineering Fee will be refunded. If the customer withdraws or cancels the request within fifteen (15) days after receipt of the Application Form, 50% of the Physical Engineering Fee will be refunded to the customer. If the customer withdraws or cancels the request after the fifteenth day, no refund of the Engineering Fee will be made.
- (E) The Telephone Company will provide an information packet containing a list of engineering and technical specifications, fire, safety, security policies and procedures.
- (F) Customers initiating an Application Form must have the capability of terminating transmission facilities at the Telephone Company wire center or access tandem within a reasonable period of time, not to exceed six (6) months from the date the request is initiated.
- (G) The Telephone Company will not maintain a list of customers requesting space in a wire center or access tandem after the space is initially exhausted.
- (H) Reserved for Future Use
- (I) Reserved for Future Use

(TR19)

ACCESS SERVICE

8. EXPANDED INTERCONNECTION SERVICES (Cont'd)8.6 EIS Service Request (Cont'd)8.6.1 Application Form for Physical EIS (Cont'd)

- (J) The Telephone Company shall provide the customer with a price quote for the EIS required to accommodate the customer's request within thirty (30) days of the customer's application date. The quote will be honored for ninety (90) days from the date of issuance. If the quote is not accepted by the customer within such ninety (90) day period, the customer will be required to submit a new Application Form and Engineering Fee and a new quote will be provided based on the new Application Form.
- (K) The first Application Form submitted by the customer shall be designated the original application. Original applications for EIS arrangements that have not been inspected and approved by the customer are subject to requests for minor or major changes to the services requested in the application. Changes will not be initiated until a completed application has been submitted along with the appropriate Engineering Fee if applicable. Major changes are requests that add telecommunications equipment that requires additional AC or DC power systems; HVAC system modifications; or change the size of the cage. At the election of the customer, major changes may be handled in one of the following two options to the extent technically feasible.

Option 1: Additional Application.

The customer may elect to have a major change to its original EIS application treated by the Telephone Company as an additional (new) application. An additional application is subject to the same provisioning process and conditions as an original application. On receipt of a complete additional Application and Engineering Fee, the Telephone Company will notify the customer in writing within fifteen (15) days following receipt of the completed additional application if the customer's additional requirements cannot be accommodated as specified.

Filing an additional application does not change the Telephone Company's obligation to process and fulfill the original application nor does it change the time intervals applicable to the processing and fulfillment of the original application. All of the provisions herein applicable to an original application similarly apply to an additional application.

(TR19)

ACCESS SERVICE

8. EXPANDED INTERCONNECTION SERVICES (Cont'd)8.6 EIS Service Request (Cont'd)8.6.1 Application Form for Physical EIS (Cont'd)

(K) (Cont'd)

Option 2: Supplemental Application.

The customer may elect to have a major change to its original EIS application treated by the Telephone Company as a supplemental application. A supplemental application may affect the Telephone Company's obligation to process and fulfill the original application. On receipt of a supplemental application and Engineering Fee, the Telephone Company will notify the customer in writing within fifteen (15) days following receipt of the completed supplemental application if the customer's requirements cannot be accommodated as specified.

Upon notification that the Telephone Company can accommodate the requirements of the supplemental application, the customer may elect to proceed with the supplemental application. The Telephone Company's obligations under the original application will be merged with the obligations of the supplemental application and the combined project timeline will be based on the date the supplemental application was received. All of the provisions herein applicable to an original application similarly apply to a supplemental application.

Minor changes are those requests that do not require additional AC or DC power systems, HVAC system upgrades, or changes in cage space. The customer will be required to submit a revised application, but the deliverable dates for the project will not change.

8.6.2 Relocation Within the Same Wire Center or Access Tandem

Customer requests for relocation of the termination equipment from one location to a different location for the same customer within the same wire center or access tandem will be handled on an individual case basis.

8.6.3 Expansion of Existing Space

Customer requests for expansion of existing space within a specific wire center or access tandem will be treated as a new service application.

(TR19)

ACCESS SERVICE

8. EXPANDED INTERCONNECTION SERVICES (Cont'd)8.7 Physical EIS8.7.1 Availability of Service

- (A) Physical EIS will be made available where there is existing suitable space as defined in 17.7.2.
- (B) The Telephone Company will notify the appropriate State Commissions when existing suitable space has been exhausted in a particular wire center or access tandem.
- (C) Existing suitable space in Telephone Company wire centers or access tandems available for physical EIS will be provided to customers on a first-come, first-served basis as specified in 17.7.2.
- (D) Existing suitable space is defined as space in which ac/dc power, heat and air conditioning, battery and/or generator back-up dc power, and other requirements necessary for provision of wire center or access tandem equipment currently exists and is not required space and facilities designated for use by the Telephone Company.
- (E) The Telephone Company and the customer will work cooperatively to determine proper space requirements, and efficient use of space.
- (F) The amount of floor space available to each customer at the time of the initial application will be 100 square feet per wire center or access tandem. The Telephone Company will enclose the customer's space in a cage.
- (G) The customer is permitted to obtain additional floor space when their existing floor space is being used efficiently. Additional space will be ordered in increments of 100 square feet, where available. The maximum amount of space available to each customer will be limited only by the amount of existing suitable space available in a specific wire center or access tandem.

(TR19)

ACCESS SERVICE

8. EXPANDED INTERCONNECTION SERVICES (Cont'd)8.7 Physical EIS (Cont'd)8.7.1 Existing Suitable Space (Cont'd)

- (H) The Telephone Company reserves the right to require customers to relinquish such space which is not used within a reasonable time. Upon receipt of a collocation request that must be denied due to lack of existing space or the Telephone Company requires additional space for its own growth and the only available space is unused space for any existing collocated customer, existing customers must provide documentation for its use of unused space for the next twelve months. Otherwise, the customer must relinquish unused space to new requests on a first-come, first-served basis.
- (I) The customer shall use the partitioned space solely for the purposes of installing, maintaining and operating the customer's equipment to interconnect with the facilities of the Telephone Company in accordance with Sections 64.1401 and 64.1402 of the FCC Rules and Regulations in 47 C.F.R. and for no other purposes.
- (J) The customer shall not construct improvements or make alterations or repairs to the partitioned space without the prior written approval of the Telephone Company.

8.7.2 Power, Environmental Conditioning and DC Power

- (A) The Telephone Company will provide, at rates set forth following, DC power with generator and/or battery back-up, heat, air conditioning and other environmental support to the customer's equipment in the same standards and parameters required for Telephone Company equipment.
- (B) The customer will provide the Telephone Company with specifications for any non-standard or special requirements at the time of application. The Telephone Company reserves the right to assess the customer any additional charges on an individual case basis associated with complying with the requirements or to refuse an application where extensive modifications are required.

(TR19)

ACCESS SERVICE

8. EXPANDED INTERCONNECTION SERVICES (Cont'd)8.7 Physical EIS (Cont'd)8.7.3 Customer Terminating Equipment Requirements

- (A) Customer equipment installed in the Telephone Company wire center or access tandem must comply with either the Telephone Company's list of approved products, or equipment that complies with wire center or access tandem environmental and transmission standards in effect at the time the interconnection is made. The list of approved products and/or equipment is the same as used by the Telephone Company and its contractors. EIS customers will be notified of any change in the Telephone Company's list of approved products and/or equipment.
- (B) The customer shall be responsible for servicing, supplying, repairing and maintaining the following:
 - Fiber Optic Cable and Fire Retardant Sheath (if customer provided) Equipment located within the wire center or access tandem Interconnection cable to the point of demarcation
- (C) The customer shall be required to provide DS1 cable facilities in sufficient capacity for the Telephone Company to wire DS1 services in multiples of 28 or DS0 cable facilities in sufficient capacity for the Telephone Company to wire DS0 services in multiples of 24.
- (D) The interconnection point for physical EIS is the point where the customer-owned cable facilities connect to the Telephone Company termination equipment. The Telephone Company will designate a DSX panel(s) as the point(s) of termination within each wire center or access tandem as the point(s) of physical demarcation between the customer's maintenance and ownership responsibilities and the Telephone Company's maintenance and ownership responsibilities. Maintenance and related activities up to the Telephone Company side of the point of termination will be the responsibility of the Telephone Company.

(TR19)

ACCESS SERVICE

8. EXPANDED INTERCONNECTION SERVICES (Cont'd)8.7 Physical EIS (Cont'd)8.7.3 Customer Termination Equipment Requirements (Cont'd)

- (E) If the customer provides their own fiber optic facility then the customer shall be responsible for bringing its fiber optic cable to the wire center or access tandem manhole and leave sufficient cable length for the Telephone Company to be able to fully extend such cable through to the customer's space. No splicing will be permitted in the manhole. Upon discontinuance of EIS, the customer relinquishes all rights, title and ownership of cable to the Telephone Company.
- (F) The Telephone Company is responsible for installing customer provided fiber optic cable in the cable space or conduit from the manhole to the wire center or access tandem. This may be shared conduit with dedicated inner duct. The customer shall not be permitted to reserve wire center or access tandem cable space or conduit. If new conduit is required, the Telephone Company will negotiate with the customer to determine the specific location. The Telephone Company reserves the right to manage its own wire center and access tandem conduit requirements and to reserve vacant space for planned facility additions.
- (G) The Telephone Company is responsible for installing a cable splice where the customer provided fiber optic cable meets customer provided fire retardant riser cable within the wire center or access tandem cable vault or designated splicing chamber. The Telephone Company will provide space and racking for the placement of the splice enclosure. The Telephone Company will tag all entrance facilities to indicate ownership. The Telephone Company is responsible for placing the customer's fire retardant riser cable from the cable vault to the partitioned space. The customer is responsible for providing fire retardant riser cable that meets Telephone Company standards.

(TR19)

ACCESS SERVICE

8. EXPANDED INTERCONNECTION SERVICES (Cont'd)8.7 Physical EIS (Cont'd)8.7.3 Customer Termination Equipment Requirements (Cont'd)

- (H) Customer interconnection equipment installed with the Telephone Company's wire center or access tandem facilities shall be subject to and comply with Telephone Company practices for ac/dc bonding and grounding requirements. This information will be provided to the customer in the general information packet.
- (I) Upon installation of the customer's equipment, with prior notice, the Telephone Company will schedule time to work with the customer during the turn-up phase of the equipment to ensure proper functionality between the customer's equipment and the connections to the Telephone Company equipment. The time period for this to occur will correspond to the Telephone Company's maintenance window time period.
- (J) All equipment installed within the Telephone Company wire center or access tandem facilities shall meet the industry standard requirements as shown in the following publications:

TR-NWT-000499
TR-NWT-000063
TR-TSY-000191
TR-TSY-000487
TR-NPL-000320
Part 15.109 47 C.F.R. FCC Rules and Regulations
ANSI T1.102
UL 94

(TR19)

ACCESS SERVICE

8. EXPANDED INTERCONNECTION SERVICES (Cont'd)8.7 Physical EIS (Cont'd)8.7.4 Security Requirements for Customer Access to Telephone Company Buildings

- (A) The Telephone Company will permit the customer's employees, agents, and contractors approved by the Telephone Company to have access to the customer's partitioned space at all times. The customer's employees, agents, or contractors must comply with the policies and practices of the Telephone Company pertaining to fire, safety, and security. The Telephone Company will also permit all approved employees, agents and contractors to have access to the customer's cable and associated equipment, e.g., repeaters. This will include access to riser cable, cableways, and any room or area through which necessary access is available.
- (B) All employees, agents and contractors must meet certain minimum requirements established by the Telephone Company. This information will be provided to the customer as set forth in 8.5.1(B). At the time the customer places the EIS ASR for physical EIS, the customer must submit a list of employees, agents and contractors and the associated Telephone Company wire centers and/or access tandems where access is requested. The customer must also certify that each of the individuals on the list meets the minimum requirements. The information will be submitted to the Telephone Company's Security Department for approval.
- (C) Access cards or keys will be provided to no more than six individuals per customer for each Telephone Company wire center or access tandem.
- (D) Upon approval, the customer must provide all employees, agents and contractors a photo identification card which identifies the person by name and the name of the customer. The ID must be worn on the individual's exterior clothing while in the Telephone Company buildings. The Telephone Company will provide the customer with instructions and necessary access cards or keys to obtain access to Telephone Company buildings.
- (E) The Telephone Company reserves the right to deny access to Telephone Company buildings for any customer's employee, agent or contractor who cannot meet the Telephone Company's established security standards.
- (F) The Telephone Company also reserves the right to deny access to Telephone Company buildings for any customer's employee, agent and contractor for falsification of records, violation of fire, safety or security practices and policies or other just cause.

(TR19)

ACCESS SERVICE

8. EXPANDED INTERCONNECTION SERVICES (Cont'd)8.7 Physical EIS (Cont'd)8.7.4 Security Requirements for customer Access to Telephone Company Buildings (Cont'd)

- (G) The customer is required to immediately notify the Telephone Company by the most expeditious means, when any customer's employee, agent or contractor with access privileges to Telephone Company buildings is no longer in its employ, or when keys, access cards or other means of obtaining access to Telephone Company buildings are lost, stolen or not returned by an employee, agent or contractor no longer in its employ.
- (H) The customer is responsible for the immediate retrieval and return to the Telephone Company of all keys, access cards or other means of obtaining access to Telephone Company buildings if lost, stolen or upon termination of employment of the customer's employee and/or discontinuance of service. The customer shall be responsible for the replacement cost of keys, access cards or other means of obtaining access when lost, stolen or failure of the customer or the customer's employee, agent or contractor to return to the Telephone Company.

8.7.5 Insurance & Liability Requirements

- (A) The customer shall, at its sole cost and expense, obtain, maintain, pay for and keep in force insurance as specified following and underwritten by an insurance company(s) having a best insurance rating of at least AA-12.
- (B) The Telephone Company shall be named as an additional insured and a loss payee on all applicable policies as specified following.
 - (1) Comprehensive general liability coverage on an occurrence basis in an amount of \$2,000,000 combined single limit for bodily injury and property damage with a policy aggregate of \$4,000,000. This coverage shall include the contractual, independent contractors products/completed operations, broad form property and personal injury endorsements.
 - (2) Umbrella/Excess Liability coverage in an amount of \$10,000,000 excess of coverage specified in (1) above.

(TR19)

ACCESS SERVICE

8. EXPANDED INTERCONNECTION SERVICES (Cont'd)8.7 Physical EIS (Cont'd)8.7.6 Insurance and Liability Requirements (Cont'd)

(B) (Cont'd)

(3) All Risk Property coverage on a full replacement cost basis insuring all of the customer's real and personal property located on or within the Telephone Company wire centers. The customer may also elect to purchase business interruption and contingent business interruption insurance, knowing that the Telephone Company has no liability for loss of profit or revenues should an interruption of service occur.

(4) Statutory Workers Compensation coverage.

(5) Contractual Liability coverage.

(6) Automobile Liability coverage.

(7) Employers Liability coverage in an amount of \$2,000,000.

(C) All policies purchased by the customer shall be deemed to be primary and not contributing to or in excess of any similar coverage purchased by the Telephone Company.

All insurance must be in effect on or before the customer occupies the partitioned space and shall remain in force as long as the customer's facilities remain within any space governed by this tariff. If the customer fails to maintain the coverage, the Telephone Company may pay the premiums and seek reimbursement from the customer. Failure to make a timely reimbursement will result in disconnection of service as set forth in Section 2.1.8.

(D) The customer shall submit certificates of insurance and copies of policies reflecting the coverage specified in (B) above at the time the ASR is placed. Commencement of work by the Telephone Company will not begin until these are received.

(E) The customer shall arrange for the customer's insurance company to provide the Telephone Company with thirty (30) days advance written notice of cancellation.

(TR19)

ACCESS SERVICE

8. EXPANDED INTERCONNECTION SERVICES (Cont'd)8.8 Virtual EIS8.8.1 Availability of Service

- (A) Virtual EIS will be available to customers at all wire centers and access tandems.
- (B) Virtual EIS provides the means to interconnect, through an optical channel interface, to specified interstate Access Services. Virtual EIS provides:
 - (1) Connection between customer provided and Telephone Company provided fiber optic transport facilities at a meet point within the mutually agreed to Telephone Company designated space outside a Telephone Company wire center or access tandem, such as a manhole, and
 - (2) Conversion of optical to electrical signals, as appropriate, to allow interconnection between customer provided transport facilities and other specified interstate Telephone Company services.
- (C) The interconnection point for virtual EIS is the demarcation between ownership of the cable facilities.
- (D) The Telephone Company will designate locations close to the wire center or access tandem to be used as interconnection points for customer's facilities.
- (E) None of the provisions of Section 8.5.4 apply or extend to any patron of the customer purchasing virtual EIS from the Telephone Company.
- (F) Customers have the option of monitoring their Virtual EIS equipment, or having the Telephone Company monitor the equipment alarms. Information will be provided in the packet of general information.

(TR19)

ACCESS SERVICE

8. EXPANDED INTERCONNECTION SERVICES (Cont'd)8.8 Virtual EIS8.8.2 Obligations of the Customer

- (A) When ordering virtual EIS, the customer shall designate the type of wire center or access tandem and the type of transmission equipment dedicated to their use. The customer may specify equipment which may be different from the equipment normally used by the Telephone Company to provide interstate Access Services.
- (B) The customer may monitor and control the performance of all facilities and equipment used in the provision of virtual EIS.
- (C) The customer is responsible for initiating a request for maintenance of customer's facilities and termination equipment.
- (D) The customer is responsible for costs associated with training Telephone Company employees to install and maintain equipment other than equipment normally used by the Telephone Company.
- (E) The Telephone Company and the customer will work cooperatively to determine proper equipment and facilities requirements.
- (F) Unless the customer advises the Telephone Company pursuant to (b) of this subsection, the customer shall provide to the Telephone Company, and the Telephone Company will hold on-site, the vendor's recommended spare card package for all EIS equipment within the requested wire center or access tandem. The customer shall also provide shipping containers with destination labels and postage paid for the card to be shipped.

Upon the detection of a bad card, the Telephone Company will replace such card with a spare card, and will arrange to tag and prepare the defective card for prompt shipment to the customer, and arrange for mailing the container as specified on the label. Upon receipt of the card by the customer, the customer shall replace the defective card as quickly as possible to ensure that a full complement of spares are on-site.

(TR19)

ACCESS SERVICE

8. EXPANDED INTERCONNECTION SERVICES (Cont'd)8.8 Virtual EIS8.8.2 Obligations of the Customer (Cont'd)

- (F) The customer will be responsible for repairing and maintaining an adequate set of spares within its operation to minimize delays in replenishing spares on-site. Should the customer provide spare cards on-site, the Telephone Company will respond to virtual equipment outages at times consistent with the objectives that the Telephone Company sets for itself. The customer must advise the Telephone Company in writing if it will not provide the vendor's spare card package for virtual EIS equipment on-site, as required in (a) of this subsection. Should the customer not provide the vendor's recommended spare card package for the virtual EIS equipment on-site and the customer's equipment suffers an outage:
- (1) The customer will be responsible for delivering the necessary spare card(s) to a Telephone Company Technician at the central where the outage has occurred;
 - (2) The Telephone Company will not be held accountable for any service degradation due to the absence of on-site spare cards;
 - (3) The Telephone Company will not be held to the same equipment outage restoration objectives, as if the spare cards were stored on-site; and,
 - (4) The customer is responsible for expenses incurred by the Telephone Company for the additional time the Telephone Company's personnel expended to correct the equipment outage due to waiting for the delivery of the spare cards. Charges will be based on the applicable Additional Labor Charges as set forth under Section 13.2
- (G) The customer must execute a Bill of Sale for \$1.00 to the Telephone Company to transfer ownership of the equipment from the customer to the Telephone Company. Upon termination of the Virtual EIS arrangement, the Telephone Company will execute a Bill of Sale for \$1.00 to the customer to transfer ownership of the equipment from the Telephone Company to the customer. The Bill of Sale must be executed by the customer prior to the equipment being placed in-service.

(TR19)

ACCESS SERVICE

8. EXPANDED INTERCONNECTION SERVICES (Cont'd)8.8 Virtual EIS8.8.2 Obligations of the Customer (Cont'd)

- (H) Virtual equipment augmentation requests may only be provisioned upon receipt of a completed application and the applicable Engineering/Augment fee.
- (I) The customer is responsible for providing all specialized test equipment required to monitor and maintain non-standard equipment that the Telephone Company virtually terminated on behalf of the customer.

8.8.3 Operation and Maintenance

Where the Telephone Company uses contractors for installation, maintenance or repair of services, the customer may hire the same contractor directly for installation, maintenance or repair of customer designated equipment. Where the Telephone Company does not use contractors, customer designated equipment and customer provided facilities used in the provision of virtual EIS will be installed, maintained and repaired by the Telephone Company. The Telephone Company will maintain and repair the customer designated termination equipment under the same time frame and standards as its own equipment. Customers are not allowed into Telephone Company wire centers and access tandems to work on Virtual EIS equipment.

(TR19)

ACCESS SERVICE

8. EXPANDED INTERCONNECTION SERVICES (Cont'd)8.8 Virtual EIS8.8.4 Customer Terminating Equipment Requirements

- (A) Customer equipment installed in the Telephone Company manhole or similar location must comply with either the Telephone Company's list of approved products, or equipment that complies with wire center or access tandem environmental and transmission standards in effect at the time the interconnection is made. This list of approved products and/or equipment is the same as used by the Telephone Company and its contractors. EIS customers will be notified of any change in the Telephone Company's list of approved products and/or equipment.
- (B) The customer shall be responsible for supplying the following: Fiber Optic Cable and Fire Retardant Sheath Equipment located within the wire center or access tandem
- (C) The customer shall be required to provide DS1 cable facilities in sufficient capacity for the Telephone Company to wire DS1 services in multiples of 28.
- (D) The customer shall be responsible for bringing its fiber optic cable to the wire center or access tandem manhole and leave sufficient cable length in order for the Telephone Company to be able to fully extend such cable through to the customer's space. No splicing will be permitted in the manhole. Upon discontinuance of EIS, the customer relinquishes all rights, title and ownership of cable to the Telephone Company.
- (E) The Telephone Company is responsible for installing customer provided fiber optic cable in the cable space or conduit from the manhole to the wire center or access tandem. This may be shared conduit with dedicated inner duct. The customer shall not be permitted to reserve wire center or access tandem cable space or conduit. If new conduit is required, the Telephone Company will negotiate with the customer to determine the specific location. The Telephone Company reserves the right to manage its own wire center or access tandem conduit requirements and to reserve vacant space for planned facility additions.

(TR19)

ACCESS SERVICE

8. EXPANDED INTERCONNECTION SERVICES (Cont'd)8.8 Virtual EIS8.8.4 Customer Terminating Equipment Requirements (Cont'd)

- (F) The Telephone Company is responsible for installing a cable splice where the customer provided fiber optic cable meets customer provided fire retardant riser cable within the wire center or access tandem cable vault or designated splicing chamber. The Telephone Company will provide space and racking for the placement of the splice enclosure. The Telephone Company will tag all entrance facilities to indicate ownership. The Telephone Company is responsible for placing the customer's fire retardant riser cable from the cable vault to the terminating equipment. The customer is responsible for providing fire retardant riser cable that meets Telephone Company standards.
- (G) Customer interconnection equipment installed with the Telephone Company's wire center or access tandem facilities shall be subject to and comply with Telephone Company practices for ac/dc bonding and grounding requirements. This information will be provided to the customer in the general information packet.
- (H) Upon installation of the customer's equipment, with prior notice, the Telephone Company will schedule time to work with the customer during the turn-up phase of the equipment to ensure proper functionality between the customer's equipment and the connections to the Telephone Company equipment. The time period for this to occur will correspond to the Telephone Company's maintenance window time period.
- (I) All equipment installed within the Telephone Company wire center and access tandem facilities shall meet the industry standard requirements as applicable for Physical EIS as in Section 8.7.4.

(TR19)

ACCESS SERVICE

8. EXPANDED INTERCONNECTION SERVICES (Cont'd)8.9 Rate Regulations8.9.1 Types of Rates and Charges

This section contains specific regulations governing the rates and charges that apply for EIS. These charges are in addition to the applicable rates and charges for the Switched and Special Access Service ordered.

There are two types of rates and charges. These are monthly rates and nonrecurring charges and are described in Section 17 of this tariff.

(A) Monthly Rates

Monthly rates are recurring charges that apply each month or fraction thereof that an EIS is provided. Monthly rates for EIS will commence upon completion of the customer's partitioned space, irrespective of when the Switched or Special Access service is connected.

(1) Partition Space Charge

Partition Space is a monthly recurring charge associated with the provision of the environmentally conditioned space in a specific wire center or access tandem. The Partition Space Charge applies on a per square foot basis for physical EIS.

(2) Cable Space Charge

The Cable Space Charge is a monthly recurring charge, applied per twelve fiber cable, associated with the space within the conduit, riser, cable racks, manhole and cable vault which the customer's cable occupies. This charge applies for physical or virtual EIS.

(3) DC Power

The DC Power Charge is a monthly recurring charge associated with the provision of DC power to the customer's space for physical or virtual EIS. The DC Power Charge applies on a per 40 amp increment.

(4) Maintenance

The Maintenance Charge is a monthly recurring charge associated with maintenance of the customer designated termination equipment. The charge is applicable per base module for virtual EIS.

(TR19)

ACCESS SERVICE

8. EXPANDED INTERCONNECTION SERVICES (Cont'd)8.9 Rate Regulations (Cont'd)8.9.1 Types of Rates and Charges (Cont'd)(B) Nonrecurring Charges

Nonrecurring charges are one-time charges that apply for specific work activity. The types of nonrecurring charges that apply for EIS are those described below.

(1) Conversion Fee

The Conversion Fee is associated with the work performed to convert existing collocated services to virtual EIS arrangements where no changes in customer designated termination equipment or facilities or Telephone Company provided equipment and facilities are required. The customer may request multiple wire centers or access tandems to be converted on one order. The Conversion Fee applies per order in lieu of the Engineering/Installation Fee.

(2) Cable Pull Charge

The Cable Pull Charge is associated with the work performed by the Telephone Company to pull and splice the customer's cable from the manhole to the cage or to the customer designated termination equipment. This charge applies per wire center or access tandem, per twelve fiber cable terminated for physical or virtual EIS.

(3) Physical Engineering Fee

The Physical Engineering Fee is associated with work performed by the Telephone Company to determine space requirements, engineer adequate amounts of power, heat, ventilation and air conditioning, and ensure adequate fire protection for physical EIS. This charge applies to Physical EIS and minor augment requests on a per order, per wire center or access tandem basis.

(TR19)

ACCESS SERVICE

8. EXPANDED INTERCONNECTION SERVICES (Cont'd)8.9 Rate Regulations (Cont'd)8.9.1 Types of Rates and Charges (Cont'd)(B) Nonrecurring Charges (Cont'd)(4) Cage Enclosure

The Cage Enclosure charge is associated with work performed by the Telephone Company to construct a cage for the customer's terminating equipment for physical EIS. This charge includes, one charge circuit system, and electrical sub-panel. This element also includes material cost for the cage enclosure. This element is optional, the customer may sub-contract this work to a Telephone Company approved contractor. This charge provides a 100 square foot enclosure. Upon request of the customer, additional space may be provided in increments of 100 square feet for \$1,000.00 per additional 100 square feet.

(TR19)

ACCESS SERVICE

8. EXPANDED INTERCONNECTION SERVICES (Cont'd)8.9 Rate Regulations (Cont'd)8.9.1 Types of Rates and Charges (Cont'd)(B) Nonrecurring Charges (Cont'd)(5) Engineering/Installation Fee

The Engineering/Installation Fee is associated with work performed by the Telephone Company to determine space requirements, engineer adequate amounts of power to the equipment, ensure adequate fire protection and install customer designated termination equipment for virtual EIS. An Engineering/Installation Fee as shown in Section 17 apply for the installation of the base unit and each DS1, DS3, or DS0 card. DS0 card installations are also available in ranges of 144 to 224, 225 to 448, 449 to 784, 785 to 1232, 1233 to 1680, 1681 to 2128, 2129 to 2576 and 2577 to 3024 blocks.

The Engineering/Installation Fee for DS0 Blocks is applied for the initial installation of the block and determined by the range in which the number of DS0s ordered appears. Subsequent additions of DS0s to the block will be charged the Per DS0 Card Installed Fee.

For example, an installation request for a block of 200 DS0s will be charged the DS0 Block Fee of the 144 to 224 range. A subsequent request for (30) more DS0s will be charged (30) DS0 Per Card Installed Fees. A subsequent request for another DS0 Block for an additional 150 DS0s will be charged the DS0 Block Fee of the 144 to 224 range.

(6) Overhead Superstructure

The Overhead Superstructure is associated with work performed by the Telephone Company for the extension of overhead racking for the placement of customer provided cable for physical EIS.

(7) DC Power

The DC power charge is associated with work performed by the Telephone Company for the extension of power to the customer's cage. This charge applies on a per 40 amp increment for physical or virtual EIS.

(TR19)

ACCESS SERVICE

8. EXPANDED INTERCONNECTION SERVICES (Cont'd)8.9 Rate Regulations (Cont'd)8.9.1 Types of Rates and Charges (Cont'd)(B) Nonrecurring Charges (Cont'd)(8) Training

The customer shall be solely responsible for all costs associated with training Telephone Company personnel on the installation, maintenance, monitoring and operation of EIS equipment that the Telephone Company does not use in normal operations within the requested wire center or access tandem. The customer will be responsible for:

- (a) The arrangement and prepayment for required training seminars, including tuition, and related course materials.
- (b) All travel expenses, including airfare and car rentals, associated with the training. All charges not prepaid by the customer will be passed on to the customer based on ticket stubs and/or receipts.
- (c) Providing the Telephone Company personnel to be trained, a per diem for meals during the training period will be assessed.
- (d) All expenses associated with follow up training necessitated by changes in technology or upgrades made to such non-standard equipment, and for additional training required within the Telephone Company's normal staffing levels and assignment policies. The customer will provide the supplemental training described herein, per the same terms and conditions provided in this Section.
- (e) Reimburse to the Telephone Company for the hours spent in training by Telephone Company personnel, based on the labor rates as set forth in Section 17 and will be billed per hour or fraction thereof.
- (f) The equipment training for all Telephone Company personnel responsible for the Virtual EIS equipment within the requested wire center or access tandem must be completed prior to placing the EIS equipment in-service.

(TR19)

ACCESS SERVICE

8. EXPANDED INTERCONNECTION SERVICES (Cont'd)8.9 Rate Regulations (Cont'd)8.9.1 Types of Rates and Charges (Cont'd)(B) Nonrecurring Charges (Cont'd)(9) Access Ordering Charge

The Switched Access Ordering Charge applies, per ASR, for the installation, addition, change, rearrangement or move of EIS Switched and Special Access Service facilities, except as specified in 4.5.2. The appropriate service installation charge for the service termination(s) will also apply. When an EIS is moved to a different CDL, a new minimum period will be established for the installed Switched or Special Access Service. The customer will remain responsible for all remaining minimum period charges associated with the disconnected Switched or Special Access Service. For Switched or Special Access Services subject to payment plan regulations, the same payment plan will remain in force.

(10) BITS Timing Charge

Cost to provide synchronized timing for electronic communications equipment provided from a central source. This cost includes all the common equipment and port cards to provide 50 ports of DS1 and 50 ports of CC (Composite Clock) capability. This charge is a monthly recurring and nonrecurring charge, based on each port requested by the customer.

(11) Cable Material Charge

The customer will be assessed the Cable Material charge if it elects to have the Telephone Company purchase all cables required to accommodate the EIS arrangement. The rate includes all costs associated with cable materials provided to the customer. This cost includes DS0, DS1, DS3 transmission cables, shielded cable, power cables and ground cables.

(TR19)

ACCESS SERVICE

8. EXPANDED INTERCONNECTION SERVICES (Cont'd)8.9 Rate Regulations (Cont'd)8.9.1 Types of Rates and Charges (Cont'd)(B) Nonrecurring Charges (Cont'd)(12) Minor Augment Fee

The fee submitted with an application to recover the cost to review and implement changes to an existing EIS arrangement. Minor augments are those requests that do not require more AC or DC power, additional equipment that generates more BTU's of heat, or increase the caged floor space, over what the customer requested in its original application. The requirements for a minor augment request can not exceed the capacity of the existing electrical/power or HVAC system.

(13) Site Preparation Charge

The Site Preparation charge includes all costs associated with preparing the EIS site in the wire center or access tandem to accommodate a Physical EIS arrangement. The Site Preparation Charge is a nonrecurring charge based on a 100 square foot cage request. Requests for cages greater than 100 square feet will be incrementally assessed 10% over 100% of the rate per 100 square foot of floor space.

For example, a request for a 100 Sq. Ft Cage = 100% of the Site Preparation Charge. Each additional 100 square feet will be at 10% of the first 100 square feet's Site Preparation Charge that is requested at the time of the initial 100 square feet.

Subsequent requests will be 100% for the first 100 square feet and 10% of the site preparation charge per each additional 100 square feet requested.

Costs include, but are not limited to, site modification, security access, security arrangements, electrical requirements, major HVAC and power system modifications and miscellaneous charges.

(TR19)

ACCESS SERVICE

8. EXPANDED INTERCONNECTION SERVICES (Cont'd)8.9 Rate Regulations (Cont'd)8.9.1 Types of Rates and Charges (Cont'd)(B) Nonrecurring Charges (Cont'd)

(14) Access Card Charge

The costs associated with the issuance and replacement of access cards that allow a customer's employees to access Telephone Company wire centers and access tandems.

8.9.2 Minimum Periods

(A) The Minimum Period applicable to monthly EIS rate elements specified is six months.

(B) When EIS is discontinued prior to the expiration of the Minimum Period, charges are applicable for the remaining month(s) and/or fraction thereof of the Minimum Period.

(TR19)

ACCESS SERVICE

9. Reserved for Future Use

(TR19)

Issued: December 19, 2008

Effective: January 3, 2009

4001 Rodney Parham Road
Little Rock, Arkansas 72212

ACCESS SERVICE

10. Special Federal Government Access Services10.1 General

This section covers Special Access Services that are provided to a customer for use only by agencies or branches of the Federal Government and other users authorized by the Federal Government. Services provided to state emergency operations centers are included. These services provide for command and control communications, including communications for national security, emergency preparedness and presidential requirements. They are required to assure continuity of Government in emergency and crisis situations and to provide for national security.

Services for command and control communications and for national security and emergency preparedness sometimes require short notice and short duration service provisions. These provisions are especially needed to meet presidential requirements or in response to natural, man-made, or declared emergencies. Requirements of this type cannot be forecasted and are usually needed for a relatively short period. The provision of service under these conditions may require the availability of facilities, such as portable microwave equipment, which are provided on a temporary basis by the Telephone Company or customer.

(TR19)

Issued: December 19, 2008

Effective: January 3, 2009

4001 Rodney Parham Rd.
Little Rock, Arkansas 72212

ACCESS SERVICE

10. Special Federal Government Access Services (Cont'd)10.2 Emergency Conditions

These services will be provided on the date requested or as soon as possible thereafter when the emergency falls into one of the following categories:

- State of crisis declared by the National Command Authorities (includes commitments made to the National Communications System in the "National Plan for Emergencies and Major Disasters").
- Efforts to protect endangered U.S. personnel or property both in the U.S. and abroad. (Includes space vehicle recovery and protection efforts.)
- Communications requirements resulting from hostile action, a major disaster or a major civil disturbance.
- The director (Cabinet level) of a Federal department, Commander of a Unified/Specified Command, or head of a military department has certified that a communications requirement is so critical to the protection of life and property or to the National Defense that it must be processed immediately.
- Political unrest in foreign countries which affect the national interest.
- Presidential service.

10.3 Facility Availability

In order to insure communications during periods of emergency, the Telephone Company will, within the limits of good management, make available the necessary facilities to restore service in the event of damage or to provide temporary emergency service.

In order to meet the requirements of agencies or branches of the Federal Government, the Telephone Company may utilize government-owned facilities, when necessary to provide service.

10.4 Federal Government Regulations

In accordance with Federal Government Regulations, all service provided to the Federal Government will be billed in arrears. However, this provision does not apply to other customers that obtain services under the provisions of this tariff to provide their services to the Federal Government.

(TR19)

ACCESS SERVICE

10. Special Federal Government Access Services (Cont'd)10.5 Service Offerings to the Federal Government

The following unique services are provided to a customer for use only by agencies or branches of the Federal Government, other authorized users and state emergency operations centers. The rates and charges for these services shall be developed on an individual case basis and shall be consistent with the rates and charges for services offered in other sections of this tariff.

10.5.1 Type and Description(A) Voice Grade Special Access Services(1) Voice Grade Secure Communications Type I

Approximate bandwidth of 10-50,000 Hertz. Furnished for two-point secure communications on two-wire or four-wire metallic facilities between a customer designated premises and an end user's premises. Services are conditioned as follows:

T-3 Conditioning - The absolute loss (referenced to 1 milliwatt) with respect to frequency shall not exceed:

15 dB at 10 Hz
13 dB at 100 Hz
9 dB at 1,000 Hz
20 dB at 10,000 Hz
30 dB at 50,000 Hz

Additional conditioning (available in one or two directions on four-wire facilities only) to provide the following characteristics:

The absolute loss (referenced to one milliwatt) with respect to frequency shall not exceed:

0 dB at 1,000 Hz
+ 1 dB between 1,000 Hz and 40,000 Hz
+ 2 dB between 10 Hz and 50,000 Hz
(+ means more loss)

(TR19)

ACCESS SERVICE

10. Special Federal Government Access Services (Cont'd)10.5 Service Offerings to the Federal Government (Cont'd)10.5.1 Type and Description (Cont'd)(A) Voice Grade Special Access Services (Cont'd)(1) Voice Grade Secure Communications Type I
(Cont'd)

The net loss of the conditioned service (with or without additional conditioning) shall not vary by more than four dB at 1,000 Hz from the levels specified preceding. Voice frequency signaling or supervisory tones can be transmitted.

(2) Voice Grade Secure Communications Type II

Approximate bandwidth 10-50,000 Hz. Furnished on four-wire metallic facilities for duplex operation for two-point secure communications between a customer designated premises and an end user's premises. Services are conditioned as follows:

G-1 Conditioning - The absolute loss with respect to frequency and the net loss variation shall be the same as Voice Grade Secure Communications Type I services without additional conditioning. Voice frequency signaling or supervisory tones can be transmitted.

(TR19)

ACCESS SERVICE

10. Special Federal Government Access Services (Cont'd)10.5 Service Offerings to the Federal Government (Cont'd)10.5.1 Type and Description (Cont'd)(A) Voice Grade Special Access Services (Cont'd)(3) Voice Grade Secure Communications Type III

Approximate bandwidth 10-50,000 Hz. Furnished on four-wire metallic facilities for duplex operation for two-point secure communications between a customer designated premises and an end user's premises. Services are conditioned as follows:

G-2 Conditioning - The absolute loss with respect to frequency and the net loss variation from the customer designated premises to the end user's premises shall be the same as Voice Grade Secure Communications Type I services without additional conditioning; from the end user's premises to the customer designated premises shall be the same as Voice Grade Secure Communications Type I services with additional conditioning. Voice frequency signaling or supervisory tones can be transmitted.

(4) Voice Grade Secure Communications Type IV

Approximate bandwidth 10-50,000 Hz. Furnished on four-wire metallic facilities for duplex operation for two-point secure communication between two customer designated premises. Services are conditioned as follows:

G-3 Conditioning - The absolute loss with respect to frequency and the net loss variation shall be the same in both directions of transmission as Voice Grade Secure Communications Type I services with additional conditioning. Voice frequency signaling or supervisory tones can be transmitted.

(TR19)

ACCESS SERVICE

10. Special Federal Government Access Services (Cont'd)10.5 Service Offerings to the Federal Government (Cont'd)10.5.1 Type and Description (Cont'd)(B) Wideband Digital Special Access Service

Service arrangements for secured communications to accommodate the transmission of binary digital baseband signals in a random polar format.

(1) Wideband Secure Communications Type I

For transmission at the rate of 18,750 bits per second.

(2) Wideband Secure Communications Type II

For transmission at the rate of 50,000 bits per second.

(3) Wideband Secure Communications Type III

To accommodate the transmission of restored polar two-level facsimile signals with a minimum signal element width of twenty micro-seconds at a rate of 50,000 bits per second.

To accommodate the transmission of binary digital baseband signals in a random polar format at the rate of 50,000 bits per second.

10.5.2 Mileage Application

Mileage, when used for rate application between the serving wire centers of two customer designated premises, shall be determined by the V and H Coordinates Method as set forth in NATIONAL EXCHANGE CARRIER ASSOCIATION, INC. TARIFF F.C.C. NO. 4 and administered as set forth in 7.2.5 preceding.

(TR19)

ACCESS SERVICE

10. Special Federal Government Access Services (Cont'd)10.6 Rates and Charges10.6.1 General

The rates and charges for special offerings to the federal government, such as those set forth in 10.5 preceding, are developed on an individual case basis and are set forth in 17.4.5 following.

10.6.2 Voice Grade Special Access

The provision of T-3 and G conditioned services contemplates station and tandem switching operations, using customer provided equipment, as well as Special Access Service. Separate narrowband or voice grade services, where required by the customer provided equipment or switching operation, are furnished in accordance with the applicable sections of this tariff.

10.6.3 Move Charges

- (A) When a service without a termination charge associated with it, as set forth in 17.4.5 following, is moved to a different building, the nonrecurring charge applies; when a moved to a new location in the same building, a charge of one-half the nonrecurring charge applies.
- (B) When service with a termination charge associated with it, as set forth in 17.4.5 following, is moved and is reinstalled at a new location, the customer may elect:
 - to pay the unexpired portion of the termination charge for the service, if any, with the application of a nonrecurring charge and the establishment of a new termination charge for such service at the new location, or
 - to continue service subject to the unexpired portion of the termination charge, if any, and pay the estimated costs of moving such service, provided that the customer requests these charges be quoted prior to ordering the service move. Charges for moving such service will be based on estimated costs attributable to the move.

(TR19)

ACCESS SERVICE

10. Special Federal Government Access Services (Cont'd)

10.6 Rates and Charges (Cont'd)

10.6.3 Move Charges (Cont'd)

(B) (Cont'd)

Move charges include the estimated costs of removal, restoration of services or facilities necessitated by the move, transportation, storage, reinstallation, engineering, labor, supervision, materials, administration, and any other specific items of cost directly attributable to the move.

(TR19)

Issued: December 19, 2008

4001 Rodney Parham Rd.
Little Rock, Arkansas 72212

Effective: January 3, 2009

ACCESS SERVICE

11. Special Facilities Routing of Access Services11.1 Description

The services provided under this tariff are provided over such routes and facilities as the Telephone Company may elect. Special Facilities Routing is involved when, in order to comply with requirements specified by the customer, the Telephone Company provides Switched Access Service, Special Access Service or Special Federal Government Access Service in a manner which includes one or more of the conditions provided in 11.1.1 through 11.1.4 following.

Avoidance and Diversity are available on Switched Access Service as set forth in Section 6. preceding; Metallic, Telegraph Grade and Voice Grade Special Access Services as set forth respectively in 7.4, 7.5 and 7.6 preceding and Special Federal Government Access Services as set forth in 10.5 preceding.

Cable-Only Facilities are available for Switched Access Service as set forth in Section 6. preceding; Voice Grade Special Access Services as set forth in 7.6 preceding and Special Federal Government Access Services as set forth in 10.5 preceding.

In order to avoid the compromise of special routing information, the Telephone Company will provide the required routing information for each specially routed service to only the ordering customer. If requested by the customer, this information will be provided when service is installed and prior to any subsequent changes in routing.

The rates and charges for Special Facilities Routing of Access Services are developed on an individual case basis. Such rates and charges for Special Facilities Routing of Access Services are as set forth in 17.4.6 following and are in addition to all other rates and charges that may be applicable for services provided under other sections of this tariff.

(TR19)

ACCESS SERVICE

11. Special Facilities Routing of Access Services (Cont'd)11.1 Description (Cont'd)11.1.1 Diversity

Two or more circuits must be provided over not more than two different physical routes.

11.1.2 Avoidance

A circuit(s) must be provided on a route which avoids specified geographical locations.

11.1.3 Diversity and Avoidance Combined

A service must be provided in accordance with 11.1.1 and 11.1.2 preceding, combined.

11.1.4 Cable-Only Facilities

Certain Voice Grade services are provided on Cable-Only Facilities to meet the particular needs of a customer.

Service is provided subject to the availability of Cable-Only facilities. In the event of service failure, restoration will be made through the use of any available facilities as selected by the Telephone Company.

(TR19)

ACCESS SERVICE

12. Specialized Service Or Arrangements12.1 General

Specialized Service or Arrangements may be provided by the Telephone Company, at the request of a customer, on an individual case basis if such service or arrangements meet the following criteria:

- The requested service or arrangements are not offered under other sections of this tariff.
- The facilities utilized to provide the requested service or arrangements are of a type normally used by the Telephone Company in furnishing its other services.
- The requested service or arrangements are provided within a LATA.
- The requested service or arrangements are compatible with other Telephone Company services, facilities, and its engineering and maintenance practices.
- This offering is subject to the availability of the necessary Telephone Company personnel and capital resources.

Rates and charges and additional regulations if applicable, for Specialized Service or Arrangements are provided on an individual case basis and are as set forth in 17.4.7 following.

(TR19)

Issued: December 19, 2008

Effective: January 3, 2009

4001 Rodney Parham Rd.
Little Rock, Arkansas 72212

ACCESS SERVICE

12. Specialized Service Or Arrangements12.2 Terms and Conditions

Customer: Zianet, Inc.
 Location 1: 2315 Sudderth
 Ruidoso, New Mexico

Location 2: 126 - 128 Canyon
 Carlsbad, New Mexico

Service Description

VALOR/Windstream has developed these rates for provisioning of two OC3's and electronics fiber facilities within the VALOR/Windstream central offices located in Carlsbad, New Mexico and Ruidoso, New Mexico on an individual case basis (ICB) contingent upon the signing of a five year term agreement with Zianet, Inc. Multiplexing/de-multiplexing of one OC3 and electronics fiber facility from the VALOR/Windstream central office in Ruidoso, New Mexico to Zianet, Inc. point of termination (POT) at 2315 Sudderth in Ruidoso, New Mexico and multiplexing/de-multiplexing of one OC3 and electronics fiber facility from the VALOR/Windstream central office in Carlsbad, New Mexico to Zianet, Inc. point of termination (POT) at 126 - 128 Canyon in Carlsbad, New Mexico. Any equipment at the point of termination is the responsibility of the customer. Specialized Arrangements for these two locations are defined below.

Term of Commitment

The term of commitment period for this Specialized Arrangement is five years.

Rates and Charges

From the VALOR/Windstream central office in Carlsbad, New Mexico to the following locations:

Point of Termination	Nonrecurring Charge per OC3	Monthly Rate	
		Multiplexing OC3 to DS3 per OC3	Monthly Rate per OC3
2315 Sudderth in Ruidoso, New Mexico	\$1,650.00	\$1,498.62	\$1,033.61
126 - 128 Canyon in Carlsbad, New Mexico	1,650.00	1,498.62	754.40

DS3 to DS1 multiplexing will be offered at tariffed rates, including applicable non-recurring charges.

(TR19)

Issued: December 19, 2008

Effective: January 3, 2009

4001 Rodney Parham Rd.
 Little Rock, Arkansas 72212

ACCESS SERVICE

12. Specialized Service Or Arrangements12.2 Terms and Conditions

Customer: Zianet, Inc.

Location 1: 814 Riverside
Espanola, New Mexico

Location 2: 1015 W. Sanger
Hobbs, New Mexico

Location 3: 439 McAdoo
Truth or Consequences, New Mexico

Service Description

VALOR/Windstream has developed these rates for provisioning of three OC3's and electronics fiber facilities within the VALOR/Windstream central offices located in Espanola, New Mexico, Hobbs, New Mexico and Truth or Consequences, New Mexico on an individual case basis (ICB) contingent upon the signing of a five year term agreement with Zianet, Inc.

Location 1 - Multiplexing/de-multiplexing of one OC3 and electronics fiber facility from the Zianet location at 814 Riverside in Espanola, New Mexico to the VALOR/Windstream Central Office located at 100 Onate Street in Espanola, New Mexico.

Location 2 - Multiplexing/de-multiplexing of one OC3 and electronics fiber facility from the Zianet location at 1015 W. Sanger in Hobbs, New Mexico to the VALOR/Windstream Central Office located at 320 N. Shipp in Hobbs, New Mexico.

Location 3 - Multiplexing/de-multiplexing of one OC3 and electronics fiber facility from the Zianet location at 439 McAdoo in Truth or Consequences, New Mexico to the VALOR/Windstream Central Office located at 115 N. Foch in Truth or Consequences, New Mexico.

Any equipment at the point of termination is the responsibility of the customer.

Term of Commitment

The term of commitment period for this Specialized Arrangement is five years.

Termination With Liability

The termination liability applies when service is cancelled prior to the expiration date of the commitment period. The customer will be liable for payments remaining for the rest of the term commitment.

<u>Early Termination Period</u>	<u>Customer Liability</u>
1st Year of Service	80% of the total remaining charges under the 5 year agreement
2nd Year of Service	75% of the total remaining charges under the 5 year agreement
3rd Year of Service	70% of the total remaining charges under the 5 year agreement
4th Year of Service	60% of the total remaining charges under the 5 year agreement
5th Year of Service	50% of the total remaining charges under the 5 year agreement

(TR19)

ACCESS SERVICE

12. Specialized Service Or Arrangements12.2 Terms and Conditions

Customer: Zianet, Inc. (Cont'd)

Rates and Charges

From the VALOR/Windstream Central Offices located in Espanola, New Mexico, Hobbs, New Mexico and Truth or Consequences, New Mexico to the following locations:

<u>Point of Termination</u>	Nonrecurring Charge <u>per OC3</u>	Monthly Rate Multiplexing	
		OC3 to DS3 <u>per OC3</u>	Monthly Rate <u>per OC3</u>
814 Riverside in Espanola, New Mexico	\$1,650.00	\$1,498.62	\$1,950.50
1015 W. Sanger in Hobbs, New Mexico	1,650.00	1,498.62	958.50
439 McAdoo in Truth or Consequences, New Mexico	1,650.00	1,498.62	2,250.50

Other applicable charges such as DS3, DS1, DS3 to DS1 multiplexing, Cyber DS1 Local Switching and other such services will be offered at tariffed rates, including applicable non-recurring charges.

(TR19)

Issued: December 19, 2008

Effective: January 3, 2009

4001 Rodney Parham Rd.
Little Rock, Arkansas 72212

ACCESS SERVICE

12. Specialized Service Or Arrangements12.2 Terms and Conditions

Customer: NTS
Location: Hobbs, New Mexico

Service Description

VALOR/Windstream Telecommunications has developed these rates for provisioning of an OC3 and electronics fiber facility on an individual case basis (ICB) contingent upon the signing of a five year term agreement with NTS. This Specialized Arrangement includes multiplexing/de-multiplexing of 1 OC3 to 3 DS3's from the VALOR/Windstream Central Office in Hobbs Main (HBBSNMXADS0) to NTS point of termination (POT) at the Leaco Buliding in Hobbs, New Mexico. Any equipment at the point of termination is the responsibility of the customer.

Term of Commitment

The term of commitment period for this Specialized Arrangement is five years.

Termination With Liability

The termination liability applies when service is cancelled prior to the expiration date of the commitment period. The customer will be liable for payments remaining for the rest of the term commitment.

<u>Early Termination Period</u>	<u>Customer Liability</u>
1st Year of Service	80% of the total remaining charges under the 5 year agreement
2nd Year of Service	75% of the total remaining charges under the 5 year agreement
3rd Year of Service	70% of the total remaining charges under the 5 year agreement
4th Year of Service	60% of the total remaining charges under the 5 year agreement
5th Year of Service	50% of the total remaining charges under the 5 year agreement

Rates and Charges

<u>Nonrecurring Charge per OC3 Installation</u>	<u>Monthly Rate per OC3</u>	<u>Monthly Rate Protection</u>
\$2,700.00	\$1,075.79	\$135.00

DS3 to DS1 multiplexing will be offered at tariffed rates, including applicable non-recurring charges.

(TR19)

Issued: December 19, 2008

Effective: January 3, 2009

4001 Rodney Parham Rd.
Little Rock, Arkansas 72212

ACCESS SERVICE

12. Specialized Service Or Arrangements12.2 Terms and Conditions

Customer: CyberMesa
Location: Espanola, New Mexico

Service Description

VALOR/Windstream has developed these rates for provisioning of an OC3 and electronics fiber facility within the VALOR/Windstream Central Office located in Espanola, New Mexico on an individual case basis (ICB) contingent upon the signing of a five year term agreement with CyberMesa. This Specialized Arrangement includes multiplexing/de-multiplexing of 1 OC3 to 3 DS3's from the VALOR/Windstream Central Office in Espanola, New Mexico to CyberMesa point of termination (POT) located at 145 Valley Drive in Espanola, New Mexico. Any equipment at the point of termination is the responsibility of the customer.

Term of Commitment

The term of commitment period for this Specialized Arrangement is five years.

Termination With Liability

The termination liability applies when service is cancelled prior to the expiration date of the commitment period. The customer will be liable for payments remaining for the rest of the term commitment.

<u>Early Termination Period</u>	<u>Customer Liability</u>
1st Year of Service	80% of the total remaining charges under the 5 year agreement
2nd Year of Service	75% of the total remaining charges under the 5 year agreement
3rd Year of Service	70% of the total remaining charges under the 5 year agreement
4th Year of Service	60% of the total remaining charges under the 5 year agreement
5th Year of Service	50% of the total remaining charges under the 5 year agreement

Rates and Charges

<u>Nonrecurring Charge per OC3 Installation</u>	<u>*Monthly Rate Multiplexing OC3 to DS3 per OC3</u>	<u>**Monthly Local Loop Rate per OC3</u>
\$1,650.00	\$1,498.62	\$1,800.00

DS3 to DS1 multiplexing will be offered at tariffed rates, including applicable non-recurring charges.

* Monthly Multiplexing requires a quantity of two charges per OC3.

** This service must contain the Local Loop and Multiplexing of OC3 to DS3 to obtain this pricing.

(TR19)

Issued: December 19, 2008

Effective: January 3, 2009

4001 Rodney Parham Rd.
Little Rock, Arkansas 72212

ACCESS SERVICE

12. Specialized Service Or Arrangements12.2 Terms and Conditions

Customer: Presbyterian Church (USA) or "PCUSA"

Location: Ghost Ranch, New Mexico

Service Description

VALOR/Windstream will be providing a Fastnet Network to PCUSA. VALOR/Windstream service involves the provisioning of a point-to-point broadband service via telecommunications solution utilizing wireless and microwave technology and facilities. All services provisioned over the Fastnet Network will not exceed the capacity of the wireless system. The Network equipment placed by VALOR/Windstream on PCUSA property associated with the Fastnet Network remains the property of VALOR/Windstream.

Term of Commitment

The term of commitment period for this Specialized Arrangement is five years.

Termination With Liability

The termination liability applies when service is cancelled prior to the expiration date of the commitment period. The customer will be liable for payments remaining for the rest of the term commitment.

<u>Early Termination Period</u>	<u>Customer Liability</u>
1st Year of Service	80% of the total remaining charges under the 5 year agreement
2nd Year of Service	75% of the total remaining charges under the 5 year agreement
3rd Year of Service	70% of the total remaining charges under the 5 year agreement
4th Year of Service	60% of the total remaining charges under the 5 year agreement
5th Year of Service	50% of the total remaining charges under the 5 year agreement

Rates and Charges

<u>Monthly Recurring Charges</u>	
Broadband Fastnet Service	\$1,236.00*
Additional Channel Activation, per Channel	25.00

* This includes the Broadband facility from Espanola, NM and 13 activated channels

(TR19)

Issued: December 19, 2008

Effective: January 3, 2009

4001 Rodney Parham Rd.
Little Rock, Arkansas 72212

ACCESS SERVICE

12. Specialized Service Or Arrangements12.2 Terms and Conditions

Customer: Waste Isolation Pilot Plant (WIPP)
Location: Carlsbad, New Mexico

Service Description*

VALOR/Windstream provides Internal Gigabit Ethernet Network Connectivity to the Waste Isolation Pilot Plant (WIPP) on an individual case basis (ICB) for a five-year term. This is a fiber network with gigabit switches at each of three designated network sites (Skeen, Whitlock, Mermod) and the VALOR/Windstream Central Office. It is a secure, high-speed network, which conforms to the communications requirements identified by WIPP. Access to the network is made from only the three designated network sites and the WIPP Site.

* If a general offering becomes available for this service, WIPP will be migrated to the general offering within three (3) months of the effective date of the general offering.

Term of Commitment

The term of commitment period for this Specialized Arrangement is five years.

Termination With Liability

A termination liability applies when service is cancelled prior to the expiration date of the commitment period. The customer will be liable for payments remaining for the rest of the term commitment.

<u>Early Termination Period</u>	<u>Customer Liability</u>
1st Year of Service	80% of the total remaining charges under the 5 year agreement
2nd Year of Service	75% of the total remaining charges under the 5 year agreement
3rd Year of Service	70% of the total remaining charges under the 5 year agreement
4th Year of Service	60% of the total remaining charges under the 5 year agreement
5th Year of Service	50% of the total remaining charges under the 5 year agreement

Rates and Charges

<u>Nonrecurring Charge</u>	<u>Monthly Rate</u>	
	<u>per Gigabit Service</u>	<u>per Gigabit Service</u>
	\$100,000.00	\$7,972.00

(TR19)

Issued: December 19, 2008

Effective: January 3, 2009

4001 Rodney Parham Rd.
Little Rock, Arkansas 72212

ACCESS SERVICE

13. Additional Engineering, Additional Labor and Miscellaneous Services

In this section, normally scheduled working hours are an employee's scheduled work period in any given calendar day (e.g., 8:00 a.m. to 5:00 p.m.) for the application of rates based on working hours. Basic time is that time during normally scheduled working hours on scheduled work days. Premium time is that time outside of normally scheduled working days.

A call out of a Telephone Company employee at a time not consecutive with the employee's scheduled work period is subject to a minimum charge of four hours. Work subject to premium time is always subject to a minimum charge of four hours.

A Miscellaneous Service Order charge as described in 5.4.2 preceding may be applicable to services ordered from this section.

(TR19)

ACCESS SERVICE

13. Additional Engineering, Additional Labor and Miscellaneous Services (Cont'd)13.1 Additional Engineering

Additional Engineering, including engineering reviews as set forth in 5.4.3 preceding, will be undertaken only after the Telephone Company has notified the customer that additional engineering charges apply as set forth in 17.4.2 following, and the customer agrees to such charges.

Additional Engineering will be provided by the Telephone Company at the request of the customer only when:

- (A) A customer requests additional technical information after the Telephone Company has already provided the technical information normally included on the Design Layout Report (DLR) as set forth in 6.1.5 and 7.1.6 preceding.
- (B) Additional engineering time is incurred by the Telephone Company to engineer a customer's request for a customized service as set forth in 7.1.2 preceding.
- (C) A customer requested Design Change requires the expenditure of additional engineering time. Such additional engineering time is incurred by the Telephone Company for the engineering review as set forth in 5.4.3(B) preceding. The charge for additional engineering time relating to the engineering review, which is undertaken to determine if a design change is indeed required, will apply whether or not the customer authorizes the Telephone Company to proceed with the Design Change. In this case the Design Change charge, as set forth in 17.4.1(C) following, does not apply unless the customer authorizes the Telephone Company to proceed with the Design Change.

(TR19)

ACCESS SERVICE

13. Additional Engineering, Additional Labor and Miscellaneous Services
(Cont'd)13.2 Additional Labor

Additional Labor is that labor requested by the customer on a given service and agreed to by the Telephone Company as set forth in 13.2.1 through 13.2.5 following. The Telephone Company will notify the customer that additional labor charges as set forth in 17.4.3 following will apply before any additional labor is undertaken. When provisioning or restoring Telecommunications Service Priority services, the Telephone Company will, when possible, notify the customer of the applicability of these Additional Labor charges.

13.2.1 Overtime Installation

Overtime installation is that Telephone Company installation effort outside of normally scheduled working hours.

13.2.2 Overtime Repair

Overtime repair is that Telephone Company effort performed outside of normally scheduled working hours.

13.2.3 Stand by

Stand by includes all time in excess of one-half (1/2) hour during which Telephone Company personnel stand by to make installation acceptance tests or cooperative tests with a customer to verify facility repair on a given service.

13.2.4 Testing and Maintenance with Other Telephone Companies

Additional testing, maintenance or repair of facilities which connect other telephone companies is that which is in addition to the normal effort required to test, maintain or repair facilities provided solely by the Telephone Company.

13.2.5 Other Labor

Other labor is that additional labor not included in 13.2.1 through 13.2.4 preceding and labor incurred to accommodate a specific customer request that involves only labor which is not covered by any other section of this tariff.

(TR19)

ACCESS SERVICE

13. Additional Engineering, Additional Labor and Miscellaneous Services
(Cont'd)13.3 Miscellaneous Services13.3.1 Testing Services

Testing Services offered under this section of the tariff are optional and subject to rates and charges as set forth in 17.4.4(A) following. A call out of a Telephone Company employee at a time not consecutive with the employee's scheduled work period is subject to a minimum charge of four hours. Other testing services, as described in 6.2.4 and 7.1.7 preceding, are provided by the Telephone Company in association with Access Services and are furnished at no additional charge.

Testing services are normally provided by Telephone Company personnel at Telephone Company locations. However, provisions are made in (B)(2) following for a customer to request Telephone Company personnel to perform testing services at the customer designated premises.

The offering of Testing Services under this section of the tariff is made subject to the availability of the necessary qualified personnel and test equipment at the various test locations mentioned in (A) and (B) following.

(A) Switched Access Service

Testing Services for Switched Access are comprised of (a) tests which are performed during the installation of a Switched Access Service, i.e., Acceptance Tests, (b) tests which are performed after customer acceptance of such access services and which are without charge i.e., routine testing and (c) additional tests which are performed during or after customer acceptance of such access services and for which additional charges apply, i.e., Additional Cooperative Acceptance Tests and in-service tests.

Routine tests are those tests performed by the Telephone Company on a regular basis, as set forth in 6.2.4 preceding which are required to maintain Switched Access Service. Additional in-service tests may be done on an automatic basis (no Telephone Company or customer technicians involved), on a manual basis [Telephone Company technician(s) involved at Telephone Company office(s) and Telephone Company or customer technician(s) involved at the customer designated premises].

Testing services are ordered to the Dial Tone Office for FGA, to the access tandem or end office for FGB (wherever the FGB service is ordered) and to the end office for FGs C and D.

(TR19)

ACCESS SERVICE

13. Additional Engineering, Additional Labor and Miscellaneous Services
(Cont'd)13.3 Miscellaneous Services (Cont'd)13.3.1 Testing Services (Cont'd)(A) Switched Access Service (Cont'd)(1) Additional Cooperative Acceptance Testing

Additional Cooperative Acceptance Testing of Switched Access Service involves the Telephone Company provision of a technician at its office(s) and the customer provision of a technician at its premises, with suitable test equipment to perform the required tests.

Additional Cooperative Acceptance Tests may, for example, consist of the following tests:

- o Impulse Noise
- o Phase Jitter
- o Signal to C-Notched Noise Ratio
- o Intermodulation (Nonlinear) Distortion
- o Frequency Shift (Offset)
- o Envelope Delay Distortion
- o Dial Pulse Percent Break

(2) Additional Automatic Testing

Additional Automatic Testing (AAT) of Switched Access Services (Feature Groups B, C and D), is a service where the customer provides remote office test lines and 105 test lines with associated responders or their functional equivalent. The customer may order, at additional charges, gain-slope and C-notched noise testing and may order the routine tests (1004 Hz loss, C-Message Noise and Balance) on an as needed or more than routine schedule.

The Telephone Company will provide an AAT report that lists the test results for each trunk tested. Trunk test failures requiring customer participation for trouble resolution will be provided to the customer on an as-occurs basis.

The Additional Tests, (i.e., gain slope, C-notched noise, 1004 Hz loss, C-message noise and balance) may be ordered by the customer at additional charges, 60 days prior to the start of the customer prescribed schedule. The rates for Additional Automatic Tests are as set forth in 17.4.4(A) following.

(TR19)

ACCESS SERVICE

13. Additional Engineering, Additional Labor and Miscellaneous Services
(Cont'd)13.3 Miscellaneous Services (Cont'd)13.3.1 Testing Services (Cont'd)(A) Switched Access Service (Cont'd)(3) Additional Manual Testing

Additional Manual Testing (AMT) of Switched Access Services (Feature Groups A, B, C, and D is a service where the Telephone Company provides a technician at its office(s) and the Telephone Company or customer provides a technician at the customer designated premises, with suitable test equipment to perform the required tests. Such additional tests will normally consist of gain-slope and C-notched noise testing. However, the Telephone Company will conduct any additional tests which the customer may request.

The Telephone Company will provide an AMT report listing the test results for each trunk tested. Trunk test failures requiring customer participation for trouble resolution will be provided to the customer on a per occurrence basis.

The Additional Manual Tests may be ordered by the customer at additional charges, 60 days prior to the start of the testing schedule as mutually agreed to by the customer and the Telephone Company.

The rates for Additional Manual Testing are as set forth in 17.4.4(A) following.

(4) Obligations of the Customer

(a) The customer shall provide the Remote Office Test Line priming data to the Telephone Company, as appropriate, to support routine testing as set forth in 6.2.4(B) preceding or AAT as set forth in 13.3.1(A) (2) preceding.

(b) The customer shall make the facilities to be tested available to the Telephone Company at times mutually agreed upon.

(TR19)

ACCESS SERVICE

13. Additional Engineering, Additional Labor and Miscellaneous Services
(Cont'd)13.3 Miscellaneous Services (Cont'd)13.3.1 Testing Services (Cont'd)(B) Special Access Service

The Telephone Company will provide assistance in performing specific tests requested by the customer.

(1) Additional Cooperative Acceptance Testing

When a customer provides a technician at its premises or at an end user's premises, with suitable test equipment to perform the requested tests, the Telephone Company will provide a technician at its office for the purpose of conducting Additional Cooperative Acceptance Testing on Voice Grade Services. At the customer's request, the Telephone Company will provide a technician at the customer's premises or at the end user premises. These tests may, for example, consist of the following:

- Attenuation Distortion
(i.e., frequency response)
- Intermodulation Distortion
(i.e., harmonic distortion)
- Phase Jitter
- Impulse Noise
- Envelope Delay Distortion
- Echo Control
- Frequency Shift

(2) Additional Manual Testing

The Telephone Company will provide a technician at its premises, and the Telephone Company or customer will provide a technician at the customer's designated premises with suitable test equipment to perform the requested tests.

(3) Obligation of the Customer

When the customer subscribes to Testing Service as set forth in this section, the customer shall make the facilities to be tested available to the Telephone Company at time mutually agreed upon.

(TR19)

ACCESS SERVICE

13. Additional Engineering, Additional Labor and Miscellaneous Services
(Cont'd)13.3 Miscellaneous Services (Cont'd)13.3.2 Maintenance of Service

(A) When a customer reports a trouble to the Telephone Company for clearance and no trouble is found in the Telephone Company's facilities, the customer shall be responsible for payment of a Maintenance of Service charge as set forth in 17.4.4(A) following for the period of time from when Telephone Company personnel are dispatched, at the request of the customer, to the customer designated premises to when the work is completed. Failure of Telephone Company personnel to find trouble in Telephone Company facilities will result in no charge if the trouble is actually in those facilities, but not discovered at the time.

(B) The customer shall be responsible for payment of a Maintenance of Service charge when the Telephone Company dispatches personnel to the customer designated premises, and the trouble is in equipment or communications systems provided by other than the Telephone Company or in detariffed CPE provided by the Telephone Company.

In either (A) or (B) preceding, no credit allowance will be applicable for the interruption involved if the Maintenance of Service Charge applies.

(TR19)

ACCESS SERVICE

13. Additional Engineering, Additional Labor and Miscellaneous Services
(Cont'd)13.3 Miscellaneous Services (Cont'd)13.3.3 Telecommunications Service Priority - TSP

- (A) Priority installation and/or restoration of National Security Emergency Preparedness (NSEP) telecommunications services shall be provided in accordance with Part 64.401, Appendix A, of the Federal Communications Commission's (FCC's) Rules and Regulations.

In addition, TSP System service shall be provided in accordance with the guidelines set forth in "Telecommunications Service Priority (TSP) System for National Security Emergency Preparedness (NSEP) Service Vendor Handbook" (NCSH 3-1-2), and "Telecommunications Service Priority System for National Security Emergency Preparedness Service User Manual" (NCSM 3-1-1).

The TSP System is a service, developed to meet the requirements of the Federal Government, as specified in the Service Vendor's Handbook and Service User's Manual which provides the regulatory, administrative and operational framework for the priority installation and/or restoration of NSEP telecommunications services. These include both Switched and Special Access Services. The TSP System applies only to NSEP telecommunications services, and requires and authorizes priority action by the Telephone Company providing such services.

For Switched Access Service, the TSP System's applicability is limited to those services which the Telephone Company can discreetly identify for priority provisioning and/or restoration.

- (B) A Telecommunications Service Priority charge applies as set forth in 17.4.4(B) when a request to provide or change a Telecommunications Service Priority is received subsequent to the issuance of an Access Order to install the service.

Additionally, a Miscellaneous Service Order Charge as set forth in 17.4.1(D) will apply to Telecommunications Service Priority requests that are ordered subsequent to the initial installation of the associated access service.

A Telecommunications Service Priority charge does not apply when a Telecommunications Service Priority is discontinued or when ordered coincident with an Access Order to install or change service.

In addition, Additional Labor rates as set forth in 17.4.3 may be applicable when provisioning or restoring Switched or Special Access Services with Telecommunications Service Priority.

When the customer requests an audit or a reconciliation of the Telephone Company's Telecommunications Service Priority records, a Miscellaneous Service Order Charge as set forth in 17.4.1 (D) and Additional Labor rates as set forth in 17.4.3 are applicable.

(TR19)

ACCESS SERVICE

13. Additional Engineering, Additional Labor and Miscellaneous Services
(Cont'd)13.3 Miscellaneous Services (Cont'd)13.3.4 Miscellaneous Equipment(A) Controller Arrangement

This arrangement enables the customer to control up to 48 transfer functions at a Telephone Company central office via a remote keyboard terminal capable of either 300 or 1200 bps operation. Included as part of the Controller Arrangement is a dial-up data station located at the Telephone Company Central Office to provide access to the Controller Arrangement. This dial-up data station consists of a 212A DATAPHONE data set and an appropriate Telephone Company provided channel.

The Controller Arrangement must be located in the same Telephone Company central office as the transfer functions which it controls.

Charges for the Controller Arrangement are set forth in 17.4.4(C) following.

13.3.3 Provision of Access Service Billing Information

(A) The customer will have the option to receive its cyclic access bill in one of the four formats shown below. Data format conforms to the Bellcore Billing Output Specification (BOS) standards as defined by the Technical Review Group (TRG).

(1) Magnetic Tape Cartridge - bill data tape format

(2) Magnetic Tape Reel - bill data tape format

(3) Microfiche - printed bill format

(4) Paper - printed bill format

(B) At the option of the customer and for an additional charge, additional copies of the customer's cyclic bill may be provided.

(TR19)

ACCESS SERVICE

13. Additional Engineering, Additional Labor and Miscellaneous Services
(Cont'd)13.4 Presubscription

Pursuant to the Federal Communications Commission's Memorandum Opinion and Order, CC Docket No. 83-1145, Phase I, adopted May 31, 1985, and released June 12, 1985, the Allocation Plan, outlined in the Appendix B of this Order, will be available for inspection in the Public Reference Room of the Tariff Division at the Federal Communications Commission's Washington, D.C., location or may be obtained from the Commission's commercial contractor.

- (A) New end users who are served by end offices equipped with Feature Group D will be asked to presubscribe to an IC at the time they place an order with the Telephone Company for Telephone Exchange Service. They may select either of the following options.

- designate a primary IC for all of its lines,
- designate a different IC for each of its lines.

There will be no charge for this initial selection. Only one IC may be selected for each individual line, or lines terminating in the same hunt group. Subsequent to the installation of Telephone Exchange Service and after the end user's initial selection of a predesignated IC, for any change in selection, a nonrecurring charge, as set forth in 17.4.4(D) following, applies.

- (B) If the new end user fails to designate an IC as its predesignated IC prior to the date of installation of Telephone Exchange Service, the Telephone Company will (1) allocate the end user to an IC based upon current IC presubscription ratios or (2) require the end user to dial an access code (10XXX or 101XXXX) for all interstate calls.

The end user will be notified which option will be applied if they fail to presubscribe to an IC. An allocated or blocked end user may designate another, or initial, IC as its predesignated IC one time at no charge, if it is requested within six months after the installation of Telephone Exchange Service.

For any change in selection after 6 months from the installation of Telephone Exchange Service, a nonrecurring charge, as set forth in 17.4.4(D) following, applies.

- (C) If an IC elects to discontinue its Feature Group D Service offering prior to or within 2 years of the conversion, the IC will notify the Telephone Company of the cancellation. The IC will also notify all end users which selected them that they are canceling their service and that they should contact the Telephone Company to select a new primary IC. The IC will also inform the end user that it will pay the presubscription change charge. The canceling IC will then be billed by the Telephone Company the appropriate charge for each end user for a period of two years from the discontinuance of Feature Group D service.

- (D) The standard format for Letter of Authorization (LOA) processing of PIC changes requested by IC's is electronic (i.e., Magnetic Tape or Network Data Movers). The specifications for the standard format of information is identified in the procedures for Customer Account Record Exchange (CARE), industry support interface, maintained by BELLCORE as part of the Ordering and Billing Forum (OBF) workgroup. A nonrecurring charge as set forth in 17.4.4 following will apply to IC's submitting paper LOA's.

(TR19)

ACCESS SERVICE

13. Additional Engineering, Additional Labor and Miscellaneous Services
(Cont'd)13.4 Presubscription (Cont'd)

- (E) IC requests to consolidate multiple CICs (Carrier Identification Codes) will be subject to an IC CIC Consolidation Charge. This charge is only assessed when all lines or trunks associated with the former CIC(s) are changed on a one-time realignment basis within the Telephone Company's databases at a nationwide level to a single existing CIC. Requests for an IC CIC Consolidation must be provided to the Telephone Company in writing, but no ASR Ordering Charge is applicable for this request.

The IC CIC Consolidation charge does not apply to normal PIC change activity, whereby carrier selection is changed and no consolidation of CICs occurs.

The Telephone Company will negotiate a due date for an IC CIC Consolidation with the IC. It is the sole responsibility of the IC to notify affected end users of the change.

If an IC elects to change a CIC due to surrendering a CIC to the North American Numbering Plan (NANP) Administrator for reassignment, the IC CIC Consolidation Charge will be waived. The waiver is applied only when the IC surrenders the CIC on a nationwide basis. Additionally, the CIC must be relinquished within ninety (90) days from the completed conversion date. Confirmation of relinquished code(s) must be in writing and come from the NANP Administrator.

This charge is billed to an IC who requests customer CIC changes in order to consolidate multiple CICs provided that all lines or trunks associated with the former CIC(s) are changed at the same time to a single existing CIC.

13.5 Verification of Orders for Long Distance Telemarketing

No IC shall submit to the Telephone Company a Primary Interexchange Carrier (PIC) change order generated by telemarketing unless and until the order has first been confirmed in accordance with one of the following procedures:

- (A) The IC obtains the billed party's (e.g., an end user or the designator of the PIC for a pay telephone) written authorization to submit the PIC change order and confirms:
- The billed party's billing name and address and each telephone number to be covered by the PIC change order;
 - The billed party's decision to change the PIC to the IC; and
 - The billed party's understanding of the PIC change fee; or
- (B) The IC obtains the billed party's electronic authorization to submit the PIC change order. The billed party will place a call, from the telephone number(s) on which the PIC is to be changed, to a toll free telephone number that is dedicated to the IC's PIC verification process. The verification number will connect the billed party to a voice response unit that records the originating ANI and the required information described in (A) preceding; or

(TR19)

ACCESS SERVICE

13. Additional Engineering, Additional Labor and Miscellaneous Services
(Cont'd)13.5 Verification of Orders for Long Distance Telemarketing (Cont'd)

- (C) An appropriately qualified and independent third party, operating in a location physically separate from the telemarketing representative, obtains the billed party's oral authorization to submit the PIC change order. This authorization must confirm the order and include appropriate verification data (e.g., the billed party's date of birth or social security number); or
- (D) Within three business days of the billed party's request for a PIC change, the IC must send them an information package by first class mail which includes:
- a statement that the enclosed information is being sent to confirm a telemarketing order placed by the billed party within the previous week,
 - the name of the current and soliciting ICs,
 - the terms, conditions or charge for the PIC change,
 - the name of the person who ordered the change,
 - the name, address and telephone number of both the customer and the soliciting IC,
 - a statement advising the billed party that, absent their response, the change will be implemented 14 days from the date the information package was mailed to them,
 - the name, address and telephone number of a contact point at the FCC for customer complaints.

The IC must provide a post paid postcard which the billed party can use to deny, cancel or confirm the order. The IC must wait 14 days after the information package is mailed to the billed party before submitting the PIC change order to the telephone company.

(TR19)

ACCESS SERVICE

13. Additional Engineering, Additional Labor and Miscellaneous Services
(Cont'd)13.6 Unauthorized PIC Change

If an IC requests a Primary Interchange Carrier (PIC) change on behalf of a billed party (e.g., an end user or the designator of the PIC for a pay telephone), and the billed party subsequently denies requesting the change, and the IC is unable to substantiate the change with a letter of authorization signed by the billed party; then:

- The billed party will be reassigned to their previously selected IC. No change charge will apply to the billed party for this reassignment.
- The Unauthorized Presubscription Change Charge as set forth in 17.4.4(E) will apply to the IC that requested the unauthorized PIC change. This charge is applied in addition to the PIC change charge.

(TR19)

ACCESS SERVICE

13. Additional Engineering, Additional Labor and Miscellaneous Services
(Cont'd)13.7 Blocking Services

Blocking Services provided under this tariff include International Blocking and 900 Blocking. Blocking Services are available to customers who obtain local exchange service from the Telephone Company under its general or local exchange tariffs and to customers who obtain Feature Group A Switched Access service under this tariff.

Blocking Services are only offered at appropriately equipped Telephone Company end offices. Those offices providing International and/or 900 Blocking Service are identified in NATIONAL EXCHANGE CARRIER ASSOCIATION, INC. TARIFF F.C.C. NO. 4.

13.7.1 International Blocking Service

International Blocking Service (IBS) is an optional service that allows customers to restrict all direct dialed international calls with the dialing sequence of 011+ or 10XXX-011+ or 101XXXX-011+ from being placed over an End User Common Line or FGA Switched Access Line. Where capable, the Telephone Company will route international blocked calls to a recorded message.

For service order activity associated with installing or removing IBS on an existing end user common line or Feature Group A Switched Access line, a Miscellaneous Service Order Charge as set forth in 17.4.1(D) will apply.

(TR19)

ACCESS SERVICE

13. Additional Engineering, Additional Labor and Miscellaneous Services
(Cont'd)13.7 Blocking Services (Cont'd)13.7.2 900 Blocking Service

900 Blocking Service is an optional service that allows customers to restrict direct dialed calls with a 900 SAC from being placed over an End User Common Line or FGA Switched Access Service. Where capable, the Telephone Company will route 900 blocked calls to a recorded message.

900 Blocking Service will be provided at no charge on a one time basis for service requests:

- (1) during the period from November 1, 1993 through December 31, 1993; and
- (2) during the 60 day period subsequent to installation of an end user common line or Feature Group A Switched Access line; and
- (3) during the 60 day period subsequent to the initial availability of 900 Blocking Service at Telephone Company end office locations.

(TR19)

ACCESS SERVICE

13. Additional Engineering, Additional Labor and Miscellaneous Services
(Cont'd)13.8 Billing Name and Address (BNA) Service13.8.1 General Description

(A) Billing Name and Address (BNA) Service is the provision to an interstate telecommunications service provider (ITP) by the Telephone Company of the complete billing name, street address, city or town, state and zip code for a telephone number or calling card account number assigned by the Telephone Company.

(B) BNA Service is provided for the purpose of

- (1) allowing customers to bill their end users for telephone services provided by the customer,
- (2) activities associated with the introduction of equal access (e.g. verification of presubscribed end users)
- (3) verification of service orders of new customers, identification of customers that have moved to a new address, fraud prevention, and similar non marketing purposes.

BNA information may not be resold or used for any other purpose than indicated above.

(C) BNA information used in connection with 13.8.1(B) (1) preceding will be provided, upon request, for

- listed/published telephone numbers
- unlisted/nonpublished telephone numbers where the Telephone Company has not been directed by the unlisted/nonpublished customer to restrict release of BNA information.

BNA information used in connection with 13.8.1(B) (2) and (3) preceding will be provided, upon request, for all telephone numbers assigned by the Telephone Company.

(TR19)

ACCESS SERVICE

13. Additional Engineering, Additional Labor and Miscellaneous Services
(Cont'd)13.8 Billing Name and Address (BNA) Service (Cont'd)13.8.2 Undertaking of the Telephone Company

- (A) A standard format for the receipt of BNA requests and the provision of BNA information will be established by the Telephone Company.
- (B) Standard response to BNA requests will be by First Class Mail. Standard format will be on paper. Provision of BNA information in electronic format (i.e., magnetic tape or computer diskette) is optional.
- (C) Where facilities are available, the customer may request an optional specialized output format required to meet a specific customer need.
- (D) The Telephone Company will make every effort to provide accurate and complete BNA data. The Telephone Company makes no warranties, expressed or implied, as to the accuracy or completeness of this information.
- (E) The Telephone Company will not disclose BNA information, as defined in 13.8.1 preceding, to parties other than ITPs and their authorized billing agents. BNA disclosure is limited to the activities detailed in 13.8.1(B) preceding.
- (F) The Telephone Company reserves the right to request from an ITP, who has placed an order for BNA service, a statement concerning the intended use of the BNA information. This request is made to ensure that BNA information is to be used for legitimate purposes. The Telephone Company will not process the order until such time as the ITP provides the requested information, where applicable.

(TR19)

ACCESS SERVICE

13. Additional Engineering, Additional Labor and Miscellaneous Services
(Cont'd)13.8 Billing Name and Address (BNA) Service (Cont'd)13.8.3 Obligations of the Customer

- (A) The customer shall order BNA Service on a separate BNA Order. The order must identify both the customer's authorized representative and the address to which the information is to be sent.
- (B) The customer shall treat all BNA information as confidential. The customer shall insure that BNA information is used only for the purposes described in 13.8.1 preceding.
- (C) The customer shall not publicize or represent to others that the Telephone Company jointly participates with the customer in the development of the customer's end user records it assembles through the use of BNA Service.
- (D) Upon request, the customer will provide to the Telephone Company the reason BNA information is required. The Telephone Company will not process the order until such time as the customer provides the requested information.

13.8.4 Rate Regulations

- (A) For each order for BNA information received by the Telephone Company, a BNA Order Charge applies. In addition, a charge applies for each customer specific record requested by the ITP. The BNA Order Charge and the Per Record Charge are specified in 17.4.4(F) following.
- (B) The customer may order the response from the Telephone Company formatted on magnetic tape or computer diskette. The Optional Electronic Format Charge, specified in 17.4.4 (F) following, will apply in addition to the BNA Order Charge and the BNA Record Charge.

(TR19)

ACCESS SERVICE

13. Additional Engineering, Additional Labor and Miscellaneous Services
(Cont'd)13.8 Billing Name and Address (BNA) Service (Cont'd)13.8.5 Per Call/Periodic BNA and Data Service

Per Call/Periodic BNA is the billing name and address and Data Gathering is the billing telephone number, name, address and associated working telephone number information for customer provided ten digit end user telephone numbers required by the Telecommunications Service Provider customer to bill for calls placed within a specific time period. Where available as listed in Section 17.4 Per Call/Periodic BNA and DGS are offered subject to the following conditions:

A standard format for the receipt and provision of telephone number and billing name and address information will be established by the Telephone Company. Charges for each Per Call/Periodic BNA searched for and found or searched for and not found will be billed at rates in 17.4. Per Call/Periodic BNA and DGS will be provided via magnetic tape, electronic transmission, or paper format, at the option of the customer, at rates in Section 17 respectively. The processing fee will be applied on a per state basis, once per calendar year for BNAS processing done within that calendar year.

The customer must order Per Call/Periodic BNA or DGS and provide test data tape at least 30 days prior to delivery of the first customer order.

The frequency for receipt of the customer provided orders for Per Call/Periodic BNA or DGS will be no more than twice monthly and at intervals mutually agreed upon between the Telephone Company and the customer. The customer provided end user telephone numbers will be programmed by the Telephone Company with the proper end user's billing name and address contained in the Telephone Company's file at that time.

Per Call/Periodic BNA and DGS information for nonlisted/nonpublished end user telephone numbers will be provided unless the nonlisted/nonpublished end user provides written notice to the Telephone Company of nonconsent to the release of the BNA/DGS data. Within 30 days of receipt of such notice, the Telephone Company will discontinue disclosure of the end user's nonlisted/nonpublished BNA/DGS data.

(TR19)

ACCESS SERVICE

13. Additional Engineering, Additional Labor and Miscellaneous Services
(Cont'd)13.8 Billing Name and Address (BNA) Service (Cont'd)13.8.5 Per Call/Periodic BNA and Data Gathering Service (Cont'd)

For other than electronic transmission, the output records will be sent to the customer via first class U. S. Mail. The output records will normally be made available for mailing ten workdays after receipt of the customer order or at an interval mutually agreed upon. Availability may be delayed in case of input errors in the customer provided order.

The customer may request data be transmitted. Data transmission charges will be determined on an ICB. Data transmission hardware and software specifications will be mutually agreed upon by the Telephone Company and the customer.

Per Call/Periodic BNA and DGS detail will not be retained by the Telephone Company longer than 45 days. If the customer requests that the output be made available on a second occasion, such request must occur within 30 days from the date the first was made.

Any customer, provided Per Call/Periodic BNA or DGS pursuant to this tariff, agrees to abide by all applicable rules, decisions, orders, statutes and laws concerning the disclosure of published and nonpublished telephone numbers, and further agrees to use the information contained therein only for the purpose of billing for services provided to their end users.

In no case shall any customer or authorized billing and collection agent of a customer disclose the billing name and address information of any subscriber to any third party, except that a customer may disclose BNA/DGS information to its authorized billing and collection agent or to governmental law enforcement agencies.

13.8.6 End User Validation List

Where available as listed in Section 17.4 following, End User Validation Lists provide for the disclosure of all or a portion of end user/agent data available from the Telephone Company's records, to a Telecommunications Service Provider (customer), for purposes other than billing, and in compliance with the conditions set forth in Part 64.1201(c)(1) of the FCC's Rules and Regulations. In addition, End User Validation List Service is offered subject to the following:

Standard End User Validation Lists will be provided in three (3) files, business, coin (semi-public and public paystations) and residence. Nonlisted/nonpublished information will be excluded, with the exception of nonlisted public paystations. The lists may be ordered on a national, multi-state or state level basis, at the option of the customer, for any of the Telephone Company's jurisdictions subject to this tariff, unless prohibited by federal regulation or federal statute. Rates for the

(TR19)

standard End User Validation List are set forth under
section 17.4.

(TR19)

Issued: December 19, 2008

Effective: January 3, 2009

4001 Rodney Parham Road
Little Rock, Arkansas 72212

ACCESS SERVICE

13. Additional Engineering, Additional Labor and Miscellaneous Services
(Cont'd)13.8 Billing Name and Address (BNA) Service (Cont'd)13.8.6 End User Validation List (Cont'd)

Per calendar year, the customer may request up to two (2) lists per state for business, coin, and residence listings.

A standard format will be established by the Telephone Company. Requests for special list sorts will be limited to an end user list separating those that are presubscribed to the requesting customer, and/or those that are not. The rate, per record, applicable to special sorts is set forth under 17.4.

Each request shall be treated as a new request. Requests for updates from previous lists will not be provided.

The customer shall have fifteen (15) business days from the date of delivery of a list to request any investigation of issues arising from the provision of the list.

End User Validation Lists will normally be provided to the customer within thirty calendar days after receipt of a request and within ten (10) business days of extraction, or at an interval mutually agreed upon. The administrative fee set forth under 17.4 applies per request, whether ordered on a per state, multi-state, or national level.

In no case shall any customer or authorized billing and collection agent of a customer disclose the billing name and address information of any subscriber to any third party, except that a customer may disclose BNA information to its authorized billing and collection agent or to governmental law enforcement agencies.

(TR19)

ACCESS SERVICE

13. Additional Engineering, Additional Labor and Miscellaneous Services
(Cont'd)13.9 Originating Line Screening (OLS) Service

The Telephone Company will provide OLS Service to end user customers who obtain local exchange service from the Telephone Company under its general or local exchange tariffs. OLS service enables customers to determine whether there are billing restrictions on lines from which a call is placed.

Originating Line Screening information is provided through Flexible Automatic Number Identification (Flex ANI) described in 6.10.3(E). Flex ANI provides a two digit code (information digits) that identifies the nature of the originating exchange line to the customer. The OLS service delivers a code on all calls that identifies an exchange line as being used for inmate services (code 29) or private payphone (code 70).

OLS Service is provided at no charge when ordered with the installation of new local exchange service. However, when OLS Service is added to existing exchange lines, an OLS Service charge is applied as set forth in 17.4.4(G). This charge is applied for each exchange line to which a Flex ANI code is assigned. The customer must specify the number of lines and each individual telephone number equipped.

A Miscellaneous Service Order Charge as set forth in 17.4.1(D) will apply to orders adding OLS Service that are placed subsequent to the initial installation of the associated exchange line. This charge does not apply when the Flex ANI code is removed from an exchange line at the same time that it is disconnected.

13.10 Billed Number Screening Service

Billed Number Screening (BNS) provides automatic blocking of third number billing, collect billing, or both. BNS is implemented via external databases that may be queried by carriers as appropriate. This feature informs the Operator Service Provider (OSP) of any restrictions regarding collect or third number calls billed to the line. There is no charge for this service. For a listing of companies offering this service, see Section 17.4.4(I).

(TR19)

ACCESS SERVICE

13. Additional Engineering, Additional Labor and Miscellaneous Services (Cont'd)13.11 Coin Supervision Additive Service

The Telephone Company will provide Coin Supervision Additive Service to Payphone Service Providers (PSPs) who order local exchange service lines for the provision of pay telephone service and where the pay telephone equipment connected to the local exchange service lines requires central office coin supervision capability. The local exchange service are obtained from and subject to the terms and conditions under the Telephone Company's general and/or local tariffs.

Coin Supervision Additive Service provides the capability of central office line equipment line equipment to pass signals and/or tones from an exchange service line to a trunk terminating at the PSP's operator service provider. These signals enable an operator service provider to recognize coin deposits and return coins to the pay telephone user. Coin Supervision Additive Service also permits a suitably equipped operator service provider to automatically ring back the originating exchange service line upon completion of a call.

A Coin Supervision Additive Service charge as set forth in 17.4.4(H) following is assessed monthly to the PSP for each exchange service line for which Coin Supervision Additive Service is provided.

(TR19)

ACCESS SERVICE

13. Additional Engineering, Additional Labor and Miscellaneous Services (Cont'd)13.12 Local Number Portability Services

Local Number Portability (LNP) provides an end user of local exchange telecommunications service the ability to retain its existing local exchange service telephone number (TN) when changing from one local exchange telecommunications carrier to another. LNP capability will be activated in Telephone Company end office or tandem switches based upon receipt of a request by another local exchange telecommunications carrier. The Telephone Company will identify its LNP capable serving wire centers in the NATIONAL EXCHANGE CARRIER ASSOCIATION, INC. TARIFF F.C.C. No. 4. The technical specifications for Local Number Portability are contained in Telcordia Technologies Technical Reference GR-2936-CORE.

13.12.1 Local Number Portability End User Service

The Local Number Portability End User Charge will be billed to local exchange service end users, resellers of the Telephone Company's local exchange service, line side access customers, and purchasers of unbundled switch ports that are served by an LNP capable serving wire center. The Local Number Portability End User Charge recovers the Telephone Company's costs directly related to implementing and providing Local Number Portability.

The Telephone Company will bill a monthly Local Number Portability End User Charge as set forth in 17.4.4(K) to local exchange service end users, resellers of the Telephone Company's local exchange service, line side access customers, and purchasers of unbundled switch ports served by an LNP capable wire center with the following exceptions:

- Each PBX trunk shall be assessed the equivalent of nine monthly LNP End User Charges as specified in 17.4.4(K).
- Each ISDN PRI arrangement shall be assessed the equivalent of five monthly LNP End User Charges as specified in 17.4.4(K).
- Lifeline end user customers shall not be assessed the LNP End User Charge.

The Telephone Companies listed in 17.4.4(K)(1) will recover the Local Number Portability End User Charge for a 60 month period beginning with the effective date of the rate as specified in 17.4.4(K)(1) and terminating on June 7, 2007.

(TR19)

ACCESS SERVICE

13. Additional Engineering, Additional Labor and Miscellaneous Services (Cont'd)13.12 Local Number Portability Services (Cont'd)13.12.2 Local Number Portability Query Service(A) Description

LNP Query Service uses Advance Intelligent Network (AIN) technology and the Common Channel Signaling (CCS) network to query an LNP database to obtain network routing instructions before completion of a call. The LNP database contains all of the TNs within an NXX and the location routing number (LRN) of the switch serving each of those TNs when at least one of the TNs within the NXX has been transferred from one local exchange telecommunications carrier to another. The LRN associates a unique NPA-NXX-XXXX routing number with each central office switch that has subscribers who have transferred their TNs.

Where more than one carrier is involved in completing the call, the carrier prior to the terminating carrier (i.e. the N-1 carrier) is responsible for querying an LNP database to obtain the LRN used in routing the call for a number portable NXX code. When the N-1 carrier forwards a non-queried call to a Telephone Company end office or tandem switch and the NXX code has one or more transferred TNs, the Telephone Company's end office or tandem switch will suspend call processing and formulate and launch a query to an LNP database to secure the LRN of the transferred TN. When the LRN has been returned from an LNP database to the Telephone Company end office or tandem switch originating the query, call processing is resumed and the call is either processed in the Telephone Company's network or routed to the correct local service providers network for completion to the called party. The Telephone Company will perform the query on behalf of the N-1 carrier (i.e., the LNP query service customer) that forwarded the call. The Telephone Company will bill the N-1 wireline or wireless telecommunications carrier a charge per query as specified in 17.4.4(L), regardless of whether the call is completed.

(TR19)

ACCESS SERVICE

13. Additional Engineering, Additional Labor and Miscellaneous Services (Cont'd)13.12 Local Number Portability Services (Cont'd)13.12.2 Local Number Portability Query Service (Cont'd)(B) Limitations

LNP Query Service is to be used only on a call-by-call basis for routing calls to number portable NXX codes and cannot be used for purposes other than those functions described herein.

(C) Network Management

The Telephone Company will administer its network to ensure the provision of acceptable service levels to all customers of the LNP Query Service.

The Telephone Company reserves the right to block any LNP query traffic in a nondiscriminatory manner, where the processing of the LNP queries threatens to disrupt operation of its network and impair network reliability.

(D) Rate Regulations

The LNP charge per query recovers the cost to query an LNP database on behalf of the N-1 carrier. The rate associated with an LNP query will be billed monthly, per query as set forth in 17.4.4(L) based on the recorded number of queries. The Telephone Company will develop monthly charges based on an average number of queries per month if actual query recordings are not available. For billing purposes, each month is considered to have thirty (30) days.

13.13 Integrated Services Digital Network (ISDN) Line Port

End users subscribing to Integrated Services Digital Network-Basic Rate Interface (ISDN BRI) and Integrated Services Digital Network-Primary Rate Interface (ISDN PRI) will be assessed an ISDN Line Port Charge.

When end user ISDN BRI or ISDN PRI is provided by a local service provider that resells local service (reseller), the reseller will be assessed the ISDN Line Port charge.

(TR19)

ACCESS SERVICE

14. Exceptions to Access Service Offerings

The services offered under the provisions of this tariff are subject to availability as set forth in 2.1.4 preceding. In addition, the following exceptions apply:

(Paragraphs 14.1 through 14.5 following are reserved for future listings as a result of a subsequent survey. In the meantime, in planning an end-to-end service, the customer should contact the Telephone Company in each customer designated premises city to assure itself that all of the service or service components required for a given customer service are currently available.)

- 14.1 The following service(s) is (are) not offered in the operating territory of listed Issuing Carriers.

Reserved for Future Use

- 14.2 The following offering(s) is (are) limited to existing locations. No inside moves, rearrangements or additions will be permitted.

Reserved for Future Use

- 14.3 The following offering(s) is (are) limited to existing locations. Inside moves or rearrangements may be undertaken. However, no additions will be permitted.

14.3.1 Nebraska Educational Television

Nebraska Educational Television Commission Video Service from Lincoln to Omaha, Nebraska.

	<u>USOC</u>	<u>RATE</u>	<u>QTY</u>	<u>MONTHLY CHARGE</u>
Order/Control Mead to Omaha	ORDCT	155.00	1	155.00
Order Wire Lincoln to Mead	ORDWI	95.00	1	95.00
Stereo Lincoln to Mead	STR01	46.25	2	92.50
Stereo Mead to Omaha	STR02	52.00	2	104.00
Video Lincoln to Mead	VID01	430.00	3	1,290.00
				<u>1,736.50</u>

- 14.4 The following offering(s) is (are) limited to existing locations where additional units may be added for growth. Inside moves or rearrangements may be undertaken.

Reserved for Future Use

- 14.5 The following offering(s) is (are) limited to existing locations where additional units may be added for growth. However inside moves or rearrangements will not be permitted.

Reserved for Future Use

(TR19)

ACCESS SERVICE

15. Access Service Interfaces and Transmission Specifications

15.1 contains Switched Access Service Options (which are comprised of Interface Groups, Supervisory Signaling, Entry Switch Receive Level and Local Transport Termination) and Transmission Specifications. 15.2 describes Special Access Service Network Channel (NC) codes and Network Channel Interface (NCI) codes.

15.1 Switched Access Service

Ten Interface Groups are provided for terminating the Local Transport Entrance Facility at the customer's designated premises. Each Interface Group provides a specified premises interface (e.g., two-wire, four-wire, DS1, etc.). Where transmission facilities permit, and at the option of the customer, the Entrance Facility may be provided with optional features as set forth in 15.1.1 following.

As a result of the customer's access order and the type of Telephone Company transport facilities serving the customer designated premises, the need for signaling conversions or two-wire to four-wire conversions, or the need to terminate digital or high frequency facilities in channel bank equipment may require that Telephone Company equipment be placed at the customer designated premises. For example, if a voice frequency interface is ordered by the customer and the Telephone Company facilities serving the customer designated premises are digital, then Telephone Company channel bank equipment must be placed at the customer designated premises in order to provide the voice frequency interface ordered by the customer.

15.1.1 Local Transport Interface Groups

Interface Groups are combinations of technical parameters which describe the Telephone Company handoff at the point of termination at the customer designated premises. The technical specifications concerning the available interface groups are set forth in (A) through (D) following.

(TR19)

ACCESS SERVICE

15. Access Service Interfaces and Transmission Specifications (Cont'd)15.1 Switched Access Service (Cont'd)15.1.1 Local Transport Interface Groups (Cont'd)

Interface Group 1 is Provided with Type C Transmission Specifications, as set forth in 15.1.2(C) following, and Interface Groups 2 through 10 are provided with Type A or B Transmission Specifications, as set forth respectively in 15.1.2(E) and (F) following, depending on the Feature Group and whether the Access Service is routed directly or through an access tandem. All Interface Groups are provided with Data Transmission Parameters.

Only certain premises interfaces are available at the customer designated premises. The premises interfaces associated with the Interface Groups may vary among Feature Groups.

(A) Interface Group 1

Interface Group 1, except as set forth in the following, provides two-wire voice frequency transmission at the point of termination at the customer designated premises. The interface is capable of transmission of voice and associated telephone signals within the frequency bandwidth of approximately 300 to 3000 Hz.

Interface Group 1 is not provided in association with FGC and FGD when the first point of switching is an access tandem. In addition, Interface Group 1 is not provided in association with FGB, FGC or FGD when the first point of switching provides only four-wire terminations.

(TR19)

ACCESS SERVICE

15. Access Service Interfaces and Transmission Specifications (Cont'd)15.1 Switched Access Service (Cont'd)15.1.1 Local Transport Interface Groups (Cont'd)(A) Interface Group 1 (Cont'd)

The transmission path between the point of termination at the customer designated premises and the customer's serving wire center may be comprised of any form or configuration of plant capable of and typically used in the telecommunications industry for the transmission of voice and associated telephone signals within the frequency bandwidth of 300 to 3000 Hz.

The interface is provided with loop supervisory signaling. When the interface is associated with FGA, such signaling will be loop start or ground start signaling. When the interface is associated with FGB, FGC or FGD, such signaling, except for two-way calling which is E&M signaling, will be reverse battery signaling.

(B) Interface Group 2

Interface Group 2 provides four-wire voice frequency transmission at the point of termination at the customer designated premises. The interface is capable of transmission of voice and associated telephone signals within the frequency bandwidth of approximately 300 to 3000 Hz.

The transmission path between the point of termination at the customer designated premises and the customer's serving wire center may be comprised of any form or configuration of plant capable of and typically used in the telecommunications industry for the transmission of voice and associated telephone signals within the frequency bandwidth of approximately 300 to 3000 Hz.

(TR19)

ACCESS SERVICE

15. Access Service Interfaces and Transmission Specifications (Cont'd)15.1 Switched Access Service (Cont'd)15.1.1 Local Transport Interface Groups (Cont'd)(B) Interface Group 2 (Cont'd)

The interface is provided with loop supervisory signaling. When the interface is associated with FGA, such signaling will be loop start or ground start signaling. When the interface is associated with FGB, FGC or FGD, such signaling, except for two-way calling which is E&M signaling, will be reverse battery signaling.

(C) Interface Groups 3 through 5

Interface Groups 3 through 5 provide analog transmission at the point of termination at the customer designated premises. The various interfaces are capable of transmitting electrical signals at the frequencies illustrated following, with the capability to channelize voice frequency transmission paths. Certain frequencies within the bandwidth of the Interface Groups are reserved for Telephone Company use, e.g., pilot and carrier group alarm tones. Before the first point of switching, the Telephone Company will provide multiplex equipment to derive the transmission paths of frequency bandwidth of approximately 300 to 3000 Hz.

The interfaces are provided with individual transmission path SF supervisory signaling.

Interface Group Identification No.	Transmission Frequency Bandwidth	Analog Hierarchy Level	Maximum No. of Channelized Voice Freq. Trans.Paths
3	60 - 108 kHz	Group	12
4	312 - 552 kHz	Supergroup	60
5	564 - 3084 kHz	Mastergroup	600

(TR19)

ACCESS SERVICE

15. Access Service Interfaces and Transmission Specifications (Cont'd)15.1 Switched Access Service (Cont'd)15.1.1 Local Transport Interface Groups (Cont'd)(D) Interface Groups 6 through 10

Interface Groups 6 through 10 provide digital transmission at the point of termination at the customer designated premises. The various interfaces are capable of transmitting electrical signals at the nominal bit rates illustrated following, with the capability to channelize voice frequency transmission paths. Before the first point of switching, when analog switching utilizing analog terminations is provided, the Telephone Company will provide multiplex and channel bank equipment to derive transmission paths of a frequency bandwidth of approximately 300 to 3000 Hz. When digital switching or analog switching with digital carrier terminations is provided, the Telephone Company will provide a DS1 signal(s) in D3/D4 format.

The interfaces are provided with individual transmission path bit stream supervisory signaling.

Interface Group Identification No.	Nominal Bit Rate (Mbps)	Digital Hierarchy Level	Max. No. of Channelized Voice Freq. Trans. Paths
6	1.544	DS1	24
7	3.152	DS1C	48
8	6.312	DS2	96
9	44.736	DS3	672
10	274.176	DS4	4032

(TR19)

ACCESS SERVICE

15. Access Service Interfaces and Transmission Specifications (Cont'd)15.1 Switched Access Service (Cont'd)15.1.1 Local Transport Interface Groups (Cont'd)(E) Local Transport Optional Features

Where transmission facilities permit, the Telephone Company will, at the option of the customer, provide the following features in association with Local Transport. An Access Order Charge as specified in 17.4.1(A) following is applicable on a per order basis when nonchargeable optional features are added subsequent to the installation of service.

- Customer Specified Entry Switch Receive Level

Customer Specified Entry Switch Receive Level allows the customer to specify the receive transmission level at the first point of switching. The range of transmission levels which may be specified is described in Technical Reference TR-NWT-000334. This feature is available with Interface Groups 2 through 10 for Feature Groups A and B.

- Customer Specification of Local Transport Termination

Customer Specification of Local Transport Termination allows the customer to specify, for Feature Group B routed directly to an end office or access tandem, a four-wire termination of the Local Transport at the first point of switching in lieu of a Telephone Company selected two-wire termination. This option is available only when the Feature Group B arrangement is provided with Type B Transmission Specifications.

- Supervisory Signaling

Supervisory Signaling allows the customer to order an optional supervisory signaling arrangement for each transmission path provided where the transmission parameters permit, and where signaling conversion is required by the customer to meet its signaling capability.

(TR19)

ACCESS SERVICE

15. Access Service Interfaces and Transmission Specifications (Cont'd)15.1 Switched Access Service (Cont'd)15.1.1 Local Transport Interface Groups (Cont'd)(E) Local Transport Optional Features (Cont'd)

The Interface Groups, as described in (A) through (D) preceding, represent industry standard arrangements. Where transmission parameters permit, the customer may select the following optional signaling arrangements in place of the signaling arrangements normally associated with the Interface Groups.

- For Interface Groups 1 and 2 associated with FGB, FGC or FGD

DX Supervisory Signaling,
E&M Type I Supervisory Signaling,
E&M Type II Supervisory Signaling, or
E&M Type III Supervisory Signaling
- For Interface Group 2 associated with FGB, FGC or FGD and in addition to the preceding

SF Supervisory Signaling, or
Tandem Supervisory Signaling
- For Interface Groups 3 through 5
Optional Supervisory Signaling Not Available
- For Interface Groups 6 through 10

These Interface Groups may, at the option of the customer, be provided with individual transmission path SF supervisory signaling where such signaling is available in Telephone Company central offices. Generally such signaling is available only where the first point of switching provides an analog (i.e., non digital) interface to the transport termination.

These optional supervisory signaling arrangements are not available in combination with the SS7 optional feature as described in 6.8.2(C)(2) preceding.

Additionally, in (F) following, there is a matrix of available Premises Interface Codes as a function of Interface Group, Telephone Company Switch Supervisory Signaling and Feature Group.

(TR19)

ACCESS SERVICE

15. Access Service Interfaces and Transmission Specifications (Cont'd)15.1 Switched Access Service (Cont'd)15.1.1 Local Transport Interface Groups (Cont'd)(F) Available Premises Interface Codes

Following is a matrix showing premises interface codes which are available for each Interface Group. Their availability is a function of the Telephone Company switch supervisory signaling and Feature Group. For explanations of these codes, see the Parameter Codes and Options as set forth in 15.2.2(A) following.

<u>Interface Group</u>	<u>Telephone Company Switch Super. Signaling</u>	<u>Premises Interface Code</u>	<u>Feature Group</u>			
			<u>A</u>	<u>B</u>	<u>C</u>	<u>D</u>
1	LO	2LS2	X			
	LO	2LS3	X			
	GO	2GS2	X			
	GO	2GS3	X			
	LO, GO,	2DX3	X			
	LO, GO,	4EA3-E	X			
	LO, GO	4EA3-M	X			
	LO, GO	6EB3-E	X			
	LO, GO	6EB3-M	X			
	RV, EA, EB, EC	2DX3		X	X	X
	RV, EA, EB, EC	4EA3-E		X	X	X
	RV, EA, EB, EC	4EA3-M		X	X	X
	RV, EA, EB, EC	6EB3-E		X	X	X
	RV, EA, EB, EC	6EB3-M		X	X	X
	EA, EB, EC	6EC3			X	X
	RV	2RV3-0		X	X	X
	RV	2RV3-T		X	X	X
	SS7	2NO2			X	X

(TR19)

ACCESS SERVICE

15. Access Service Interfaces and Transmission Specifications (Cont'd)15.1 Switched Access Service (Cont'd)15.1.1 Local Transport Interface Groups (Cont'd)(F) Available Premises Interface Codes (Cont'd)

Interface Group	Telephone Company Switch Super. Signaling	Premises Interface Code	Feature Group			
			A	B	C	D
2	LO, GO	4SF2	X			
	LO, GO	4SF3	X			
	LO	4LS2	X			
	LO	4LS3	X			
	LO	6LS2	X			
	GO	4GS2	X			
	GO	4GS3	X			
	GO	6GS2	X			
	LO, GO	4DX2	X			
	LO, GO	4DX3	X			
	LO, GO	6EA2-E	X			
	LO, GO	6EA2-M	X			
	LO, GO	8EB2-E	X			
	LO, GO	8EB2-M	X			
	LO, GO	6EX2-B	X			
	RV, EA, EB, EC	4SF2		X	X	X
	RV, EA, EB, EC	4SF3	X			
	RV, EA, EB, EC	4DX2		X	X	X
	RV, EA, EB, EC	4DX3	X			
	RV, EA, EB, EC	6DX2			X	
	RV, EA, EB, EC	6EA2-E		X	X	X
	RV, EA, EB, EC	6EA2-M		X	X	X
	RV, EA, EB, EC	8EB2-E		X	X	X
	RV, EA, EB, EC	8EB2-M		X	X	X
	EA, EB, EC	8EC2-M			X	X
	RV	4RV2-O		X	X	X
	RV	4RV2-T		X	X	X
	RV	4RV3-O		X	X	
	RV	4RV3-T		X	X	
	SS7	4NO2			X	X
3	LO, GO	4AH5-B	X			
	RV, EA, EB, EC	4AH5-B		X	X	X
	SS7	4AH5-B			X	X
4	LO, GO	4AH6-C	X			
	RV, EA, EB, EC	4AH6-C		X	X	X
	SS7	4AH6-C			X	X
5	LO, GO	4AH6-D	X			
	RV, EA, EB, EC	4AH6-D		X	X	X
	SS7	4AH6-D			X	X

(TR19)

ACCESS SERVICE

15. Access Service Interfaces and Transmission Specifications (Cont'd)15.1 Switched Access Service (Cont'd)15.1.1 Local Transport Interface Groups (Cont'd)(F) Available Premises Interface Codes (Cont'd)

Interface Group	Telephone Company Switch Supervisory Signaling	Premises Interface Code	Feature Group			
			A	B	C	D
6	LO, GO	4DS9-15	X			
	LO, GO	4DS9-15L	X			
	RV, EA, EB, EC	4DS9-15		X	X	X
	RV, EA, EB, EC	4DS9-15L		X	X	X
	SS7	4DS9-15			X	X
7	LO, GO	4DS9-31	X			
	LO, GO	4DS9-31L	X			
	RV, EA, EB, EC	4DS9-31		X	X	X
	RV, EA, EB, EC	4DS9-31L		X	X	X
	SS7	4DS9-31			X	X
8	LO, GO	4DS0-63	X			
	LO, GO	4DS0-63L	X			
	RV, EA, EB, EC	4DS0-63		X	X	X
	RV, EA, EB, EC	4DS0-63L		X	X	X
	SS7	4DS0-63			X	X
9	LO, GO	4DS6-44	X			
	LO, GO	4DS6-44L	X			
	RV, EA, EB, EC	4DS6-44		X	X	X
	RV, EA, EB, EC	4DS6-44L		X	X	X
	SS7	4DS6-44			X	X
10	LO, GO	4DS6-27	X			
	LO, GO	4DS6-27L	X			
	RV, EA, EB, EC	4DS6-27		X	X	X
	RV, EA, EB, EC	4DS6-27L		X	X	X
	SS7	4DS6-27			X	X

(TR19)

ACCESS SERVICE

15. Access Service Interfaces and Transmission Specifications (Cont'd)15.1 Switched Access Service (Cont'd)15.1.2 Standard Transmission Specifications

Descriptions of the transmission specifications available with each Feature Group as a function of the Interface Group selected by the customer, are set forth in (A) through (D) following. Descriptions of each of these Standard Transmission Specifications and the two Data Transmission Parameters mentioned are set forth respectively in (E) through (G) and 15.1.3(A) and (B) following:

(A) Feature Group A

FGA is provided with either Type B or Type C Transmission Specifications. The specifications for the associated parameters are guaranteed to the first point of switching. Type C Transmission Specifications are provided with Interface Group 1 and Type B is provided with Interface Groups 2 through 10. Type DB Data Transmission Parameters are provided with FGA to the first point of switching.

(B) Feature Group B

FGB is provided with either Type B or Type C Transmission Specifications. The specifications for the associated parameters are guaranteed to the end office when routed directly or to the first point of switching when routed via an access tandem. Type C Transmission Specifications are provided with Interface Group 1 and Type B is provided with Interface Groups 2 through 10. Type DB Data Transmission Parameters are provided with FGB to the first point of switching.

(TR19)

ACCESS SERVICE

15. Access Service Interfaces and Transmission Specifications (Cont'd)15.1 Switched Access Service (Cont'd)15.1.2 Standard Transmission Specifications (Cont'd)(C) Feature Group C

FGC is provided with either Type B or Type C Transmission Specifications as follows:

- When routed directly to the end office either Type B or Type C is provided.
- When routed to an access tandem only Type B is provided.
- Type B or Type C is provided on the transmission path from the access tandem to the end office.

Type C Transmission Specifications are provided with Interface Group 1 when routed directly to an end office. Type B is provided with Interface Groups 2 through 10, whether routed directly to an end office or to an access tandem.

Type DB Data Transmission Parameters are provided with FGC for the transmission path between the customer designated premises and the end office when directly routed to the end office, and between the customer designated premises and the access tandem and between the access tandem and the end office when routed via an access tandem.

(TR19)

ACCESS SERVICE

15. Access Service Interfaces and Transmission Specifications (Cont'd)15.1 Switched Access Service (Cont'd)15.1.2 Standard Transmission Specifications (Cont'd)(D) Feature Group D

FGD is provided with either Type A, Type B or Type C Transmission Specifications as follows:

- When routed to the end office either Type B or C is provided.
- When routed to an access tandem only Type A is provided.
- Type A is provided on the transmission path from the access tandem to the end office.

Type C Transmission Specifications are provided with Interface Group 1. Type A and Type B Transmission Specifications are provided with Interface Groups 2 through 10.

Type DB Data Transmission Parameters are provided with FGD for the transmission path between the customer designated premises and the end office when directly routed to the end office. Type DA Data Transmission Parameters are provided for the transmission path between the customer designated premises and the access tandem and between the access tandem and the end office when routed via an access tandem.

(E) Type A Transmission Specifications

Type A Transmission Specifications is provided with the following parameters:

(1) Loss Deviation

The maximum Loss Deviation of the 1004 Hz loss relative to the Expected Measured Loss (EML) is ± 2.0 dB

(TR19)

ACCESS SERVICE

15. Access Service Interfaces and Transmission Specifications (Cont'd)15.1 Switched Access Service (Cont'd)15.1.2 Standard Transmission Specifications (Cont'd)(E) Type A Transmission Specifications (Cont'd)(2) Attenuation Distortion

The maximum Attenuation Distortion in the 404 to 2804 Hz frequency band relative to the loss at 1004 Hz is -1.0 dB to +3.0 dB.

(3) C-Message Noise

The maximum C-Message Noise for the transmission path at the route miles listed is less than or equal to:

<u>Route Miles</u>	<u>C-Message Noise</u>
less than 50	32 dBrnCO
51 to 100	34 dBrnCO
101 to 200	37 dBrnCO
201 to 400	40 dBrnCO
401 to 1000	42 dBrnCO

(4) C-Notch Noise

The maximum C-Notch Noise, utilizing a -16 dBmO holding tone, is less than or equal to 45 dBrnCO.

(TR19)

ACCESS SERVICE

15. Access Service Interfaces and Transmission Specifications (Cont'd)15.1 Switched Access Service (Cont'd)15.1.2 Standard Transmission Specifications (Cont'd)(E) Type A Transmission Specifications (Cont'd)(5) Echo Control

Echo Control, identified as Equal Level Echo Path Loss, and expressed as Echo Return Loss and Singing Return Loss, is dependent on the routing, i.e., whether the service is routed directly from the customer's point of termination (POT) to the end office or via an access tandem. It is equal to or greater than the following:

	<u>Echo Return Loss</u>	<u>Singing Return Loss</u>
POT to Access Tandem	21 dB	14dB
POT to End Office		
- Direct	N/A	N/A
- Via Access Tandem	16 dB	11 dB

(6) Standard Return Loss

Standard Return Loss expressed as Echo Return Loss and Singing Return Loss on two-wire ports of a four-wire point of termination shall be equal to or greater than:

<u>Echo Return Loss</u>	<u>Singing Return Loss</u>
5 dB	2.5 dB

(TR19)

ACCESS SERVICE

15. Access Service Interfaces and Transmission Specifications (Cont'd)15.1 Switched Access Service (Cont'd)15.1.2 Standard Transmission Specifications (Cont'd)(F) Type B Transmission Specifications

Type B Transmission Specifications are provided with the following parameters:

(1) Loss Deviation

The maximum Loss Deviation of the 1004 Hz loss relative to the Expected Measured Loss (EML) is ± 2.5 dB.

(2) Attenuation Distortion

The maximum Attenuation Distortion in the 404 to 2804 Hz frequency band relative to loss at 1004 Hz is -2.0 dB to +4.0 dB.

(3) C-Message Noise

The maximum C-Message Noise for the transmission path at the route miles listed is less than or equal to:

<u>Route Miles</u>	<u>C-Message Noise*</u>	
	<u>Type B1</u>	<u>Type B2</u>
less than 50	32 dBrnCO	35 dBrnCO
51 to 100	33 dBrnCO	37 dBrnCO
101 to 200	35 dBrnCO	40 dBrnCO
201 to 400	37 dBrnCO	43 dBrnCO
401 to 1000	39 dBrnCO	45 dBrnCO

(4) C-Notch Noise

The maximum C-Notch Noise, utilizing a -16 dBm0 holding tone is less than or equal to 47 dBrnCO.

* For Feature Groups C and D only Type B2 will be provided. For Feature Groups A and B, Type B1 or B2 will be provided as set forth in Technical Reference TR-NPL-000334.

(TR19)

ACCESS SERVICE

15. Access Service Interfaces and Transmission Specifications (Cont'd)15.1 Switched Access Service (Cont'd)15.1.2 Standard Transmission Specifications (Cont'd)(F) Type B Transmission Specifications (Cont'd)(5) Echo Control

Echo Control, identified as Impedance Balance for FGA and FGB and Equal Level Echo Path Loss for FGC and FGD, and expressed as Echo Return Loss (ERL) and Singing Return Loss (SRL), is dependent on the routing, i.e., whether the service is routed directly from the customer's point of termination (POT) to the end office or via an access tandem. The ERL and SRL also differ by Feature Group, type of termination, and type of transmission path. They are greater than or equal to the following:

	<u>Echo Return Loss</u>	<u>Singing Return Loss</u>
POT to Access Tandem		
- Terminated in		
4-Wire trunk	21 dB	14 dB
- Terminated in		
2-Wire trunk	16 dB	11 dB
POT to End Office		
- Direct	16 dB	11 dB
- Via Access Tandem		
. For FGB access	8 dB	4 dB
. For FGC access		
(Effective		
4-Wire trans-		
mission path		
at end office)	16 dB	11 dB
. For FGC access		
(Effective		
2-Wire trans-		
mission path		
at end office)	13 dB	6 dB

(TR19)

ACCESS SERVICE

15. Access Service Interfaces and Transmission Specifications (Cont'd)15.1 Switched Access Service (Cont'd)15.1.2 Standard Transmission Specifications (Cont'd)(F) Type B Transmission Specifications (Cont'd)(6) Standard Return Loss

Standard Return Loss, expressed as Echo Return Loss and Singing Return Loss, on two-wire ports of a four-wire point of termination shall be equal to or greater than:

Echo Return Loss

5 dB

Singing Return Loss

2.5 dB

(G) Type C Transmission Specifications

Type C Transmission Specifications are provided with the following parameters:

(1) Loss Deviation

The maximum Loss Deviation of the 1004 Hz loss relative to the Expected Measured Loss (EML) is ± 3.0 dB.

(2) Attenuation Distortion

The maximum Attenuation Distortion in the 404 to 2804 Hz frequency band relative to loss at 1004 Hz is -2.0 dB to +5.5 dB.

(TR19)

ACCESS SERVICE

15. Access Service Interfaces and Transmission Specifications (Cont'd)15.1 Switched Access Service (Cont'd)15.1.2 Standard Transmission Specifications (Cont'd)(G) Type C Transmission Specifications (Cont'd)(3) C-Message Noise

The maximum C-Message Noise for the transmission path at the route miles listed is less than or equal to:

<u>Route Miles</u>	<u>C-Message Noise*</u>	
	<u>Type C1</u>	<u>Type C2</u>
less than 50	32 dBrnCO	38 dBrnCO
51 to 100	33 dBrnCO	39 dBrnCO
101 to 200	35 dBrnCO	41 dBrnCO
201 to 400	37 dBrnCO	43 dBrnCO
401 to 1000	39 dBrnCO	45 dBrnCO

(4) C-Notch Noise

The maximum C-Notch Noise, utilizing a -16 dBm0 holding tone is less than or equal to 47 dBrnCO.

* For Feature Groups C and D only Type C2 will be provided. For Feature Groups A and B, Type C1 or C2 will be provided as set forth in Technical Reference TR-NWT-000334.

(TR19)

ACCESS SERVICE

15. Access Service Interfaces and Transmission Specifications (Cont'd)15.1 Switched Access Service (Cont'd)15.1.2 Standard Transmission Specifications (Cont'd)(G) Type C Transmission Specifications (Cont'd)(5) Echo Control

Echo Control, identified as Return Loss and expressed as Echo Return Loss and Singing Return Loss is dependent on the routing, i.e., whether the service is routed directly from the customer's point of termination (POT) to the end office or via an access tandem. It is equal to or greater than the following:

	<u>Echo Return Loss</u>	<u>Singing Return Loss</u>
POT to Access Tandem	13 dB	6 dB
POT to End Office		
- Direct	13 dB	6 dB
- Via Access Tandem	8 dB	4 dB
(for FGB only)		

15.1.3 Data Transmission Parameters

Two types of Data Transmission Parameters, i.e., Type DA and Type DB, are provided for the Feature Group arrangements. Type DB is provided with Feature Groups A, B and C and also with Feature Group D when Feature Group D is directly routed to the end office. Type DA is only provided with Feature Group D and only when routed via an access tandem. Following are descriptions of each.

(A) Data Transmission Parameters Type DA(1) Signal to C-Notched Noise Ratio

The Signal to C-Notched Noise Ratio is equal to or greater than 33 dB.

(TR19)

ACCESS SERVICE

15. Access Service Interfaces and Transmission Specifications (Cont'd)15.1 Switched Access Service (Cont'd)15.1.3 Data Transmission Parameters (Cont'd)(A) Data Transmission Parameters Type DA (Cont'd)(2) Envelope Delay Distortion

The maximum Envelope Delay Distortion for the frequency bands and route miles specified is:

	604	to	2804	Hz
less than 50 route miles	500			microseconds
equal to or greater than 900 50 route miles				microseconds

	1004	to	2404	Hz
less than 50 route miles	200			microseconds
equal to or greater than 400 50 route miles				microseconds

(3) Impulse Noise Counts

The Impulse Noise Counts exceeding a 65 dBrnC0 threshold in 15 minutes is no more than 15 counts.

(4) Intermodulation Distortion

The Second Order (R2) and Third Order (R3) Intermodulation Distortion products are equal to or greater than:

Second Order (R2)	33 dB
Third Order (R3)	37 dB

(TR19)

ACCESS SERVICE

15. Access Service Interfaces and Transmission Specifications (Cont'd)15.1 Switched Access Service (Cont'd)15.1.3 Data Transmission Parameters (Cont'd)(A) Data Transmission Parameters Type DA (Cont'd)(5) Phase Jitter

The Phase Jitter over the 4-300 Hz frequency band is less than or equal to 5° peak-to-peak.

(6) Frequency Shift

The maximum Frequency Shift does not exceed -2 to +2 Hz.

(B) Data Transmission Parameters Type DB(1) Signal to C-Notched Noise Ratio

The signal to C-Notched Noise Ratio is equal to or greater than 30 dB.

(2) Envelope Delay Distortion

The maximum Envelope Delay Distortion for the frequency bands and route miles specified is:

	<u>604</u>	<u>to</u>	<u>2804</u>	<u>Hz</u>
less than 50 route miles	800			microseconds
equal to or greater than 50 route miles	1000			microseconds
	<u>1004</u>	<u>to</u>	<u>2404</u>	<u>Hz</u>
less than 50 route miles	320			microseconds
equal to or greater than 50 route miles	500			microseconds

(TR19)

ACCESS SERVICE

15. Access Service Interfaces and Transmission Specifications (Cont'd)15.1 Switched Access Service (Cont'd)15.1.3 Data Transmission Parameters (Cont'd)(B) Data Transmission Parameters Type DB (Cont'd)(3) Impulse Noise Counts

The Impulse Noise Counts exceeding a 67 dBrnC0 threshold in 15 minutes is no more than 15 counts.

(4) Intermodulation Distortion

The Second Order (R2) and Third Order (R3) Intermodulation Distortion products are equal to or greater than:

Second Order (R2)	31 dB
Third Order (R3)	34 dB

(5) Phase Jitter

The Phase Jitter over the 4-300 Hz frequency band is less than or equal to 7° peak-to-peak.

(6) Frequency Shift

The maximum Frequency Shift does not exceed -2 to +2 Hz.

(TR19)

ACCESS SERVICE

15. Access Service Interfaces and Transmission Specifications (Cont'd)15.2 Special Access Service

This section explains and lists the codes that the customer must specify when ordering Special Access Service, Switched Access Entrance Facilities, and Voice Grade and High Capacity Direct Trunked Transport. These codes provide a standardized means to relate the services being ordered to Special Access Service offerings contained in Section 7. preceding.

When ordering, the type of Special Access Service or Switched Access Entrance Facility or Direct Trunked Transport is described by two code sets, the Network Channel (NC) code and the Network Channel Interface (NCI) codes.

The Network Channel (NC) code consists of two elements. Element one is a Channel Service Code (character positions 1 and 2) that describes the channel service type in an abbreviated form. Element two is an Optional Feature Code (character positions 3 and 4) that identifies option codes available for each channel service code, such as C-conditioning or Improved Return Loss.

The Network Channel Interface (NCI) is used to identify interface specifications associated with a particular channel. This code describes the total wires, protocol, impedance, protocol options and transmission level point(s) reflecting physical and electrical characteristics between the Telephone Company and the customer.

On the following 3 pages are examples which explain the specific characters of the codes and which reference matrices and charts used in developing the codes. Included in the matrices are Service Designator (SD) codes which are used to identify variations of service within service types (e.g., TG1 = Telegraph). The SD and NC codes are displayed as components of the matrices designated as Technical Specifications packages in (A) through (G) following. Through the use of these matrices, SD codes may be converted to NC codes for service ordering purposes.

A chart is also provided in 15.2.2(A) following which contains information necessary to develop NCI codes.

(TR19)

ACCESS SERVICE

15. Access Service Interfaces and Transmission Specifications (Cont'd)15.2 Special Access Service (Cont'd)

Comprehensive lists of allowed Network Channel (NC) and Network Channel Interface (NCI) codes are contained in Special Report SR-ISD-000307. However, not all services contained in this Special Report may be offered by the Telephone Company at this time.

Lastly, 15.2.2(C) following provides a list of compatible Network Channel Interfaces inasmuch as the Network Channel Interfaces associated with a given service need not always be the same, but all must be compatible.

Example No. 1: If the customer wishes to order a 4-wire voice grade circuit with 600 Ohms impedance, capable of data transmission, and with improved return loss, the customer might specify the following:

<u>NC</u>	<u>NCI</u>	<u>SECNCI</u>
LG-R	04DB2	04DA2-S

NC Code:

LG = Voice Grade Channel Service, VG6
-R = Improved Return Loss

NCI Code:

04 = Number of physical wires at CDP
DB = Data stream in VF frequency band at the customer
designated main terminal location
2 = 600 Ohms impedance

SECNCI (Secondary NCI Code):

04 = Number of physical wires at CDP
DA = Data stream in VG frequency at the customer
designated secondary terminal location
2 = 600 Ohms impedance
S = Sealing current option for 4-wire transmission

In the above example the NCI (Network Channel Interface) code is the interface requested at the customer's POT (Point of Termination) and the SECNCI (Secondary Network Channel Interface) code represents the interface at the end office serving the End User.

(TR19)

ACCESS SERVICE

15. Access Service Interfaces and Transmission Specifications (Cont'd)15.2 Special Access Service (Cont'd)

Example No. 2: If the customer wishes to order a FX circuit to a station, with 600 Ohms impedance, loop start signaling, which is 4-wire at the CDP and 2-wire at the end-user, the customer might specify:

<u>NC</u>	<u>NCI</u>	<u>SECNCI</u>
LC--	04LO2	02LS2

NC Code:

LC = Voice Grade Channel Service, VG2
-- = No Optional Features

NCI Code:

04 = Number of physical wires at CDP
LO = Loop start, loop signaling - open end
2 = 600 Ohms impedance

SECNCI (Secondary NCI Code):

02 = Number of physical wires at CDP
LS = Loop start signaling - closed end
2 = 600 Ohms impedance

Example No. 3: If the customer wishes to order a 1.544 Mbps Hi-cap facility with no channel options such as CO multiplexing, the customer might specify the following:

<u>NC</u>	<u>NCI</u>	<u>SECNCI</u>
HC--	04DS9-15	04DS9-15

NC Code:

HC = High Capacity Channel Service, HC1
-- = No Optional Features

NCI, SECNCI Code:

04 = Number of physical wires at CDP
DS = Digital hierarchy interface
9 = 100 Ohms impedance
15 = 1.544 Mbps (DS1) format

The preceding three examples use information contained in Special Report SR-ISD-000307.

(TR19)

ACCESS SERVICE

15. Access Service Interfaces and Transmission Specifications (Cont'd)15.2 Special Access Service (Cont'd)15.2.1 Network Channel (NC) Codes

In order to determine the NC code appropriate for the service to be ordered, the type of Special Access Service the customer wishes must be identified. This identification is accomplished by a Service Designator (SD) code. The broad categories of Service Designator codes (e.g., VG, MT, TG, etc.) are set forth in Section 7. preceding. Variations within service type (e.g., VG1, MTC, TG2, etc.) are described in the various Technical Publications cited in (A) through (G) following.

Having determined the specific service type to be ordered and its SD code, and having used the appropriate Technical Publication, the customer should match the SD code to the NC code using the following matrices. Once the NC code has been determined the Network Channel Interface (NCI) code may be developed using the information set forth in 15.2.2 following and the guidelines concerning specific parameters available for each service type as set forth in the specified Technical Publication.

(A) Technical Specifications Packages Metallic Service

	<u>Package</u>			
SD Code	<u>MTC*</u>	<u>MT1</u>	<u>MT2</u>	<u>MT3</u>
NC Code	<u>MQ</u>	<u>NT</u>	<u>NU</u>	<u>NV</u>
<u>Parameter</u>				
DC Resistance				
Between Conductors	X	X	X	
Loop Resistance	X			X
Shunt Capacitance	X			X
<u>Optional Features and Functions</u>				
Three Premises Bridging	X	X		X
Series Bridging	X		X	

The technical specifications are described in Technical Reference TR-NPL-000336.

* All parameters are available within ranges selected by the customer where technically feasible.

(TR19)

ACCESS SERVICE

15. Access Service Interfaces and Transmission Specifications (Cont'd)15.2 Special Access Service (Cont'd)15.2.1 Network Channel (NC) Codes (Cont'd)(B) Technical Specifications Packages Telegraph Grade Service

SD Code NC Code	Package		
	<u>TGC*</u> <u>NQ</u>	<u>TG1</u> <u>NW</u>	<u>TG2</u> <u>NY</u>
<u>Parameter</u>			
Telegraph Distortion	X	X	X
<u>Optional Features and Functions</u>			
Telegraph Bridging	X	X	X

The technical specifications are described in Technical Reference TR-NPL-000336.

* All parameters are available within ranges selected by the customer where technically feasible.

(TR19)

ACCESS SERVICE

15. Access Service Interfaces and Transmission Specifications (Cont'd)15.2 Special Access Service (Cont'd)15.2.1 Network Channel (NC) Codes (Cont'd)(C) Technical Specifications Packages Voice Grade Service

SD Code NC Code	Package VG-													
	C*	1	2	3	4	5	6	7	8	9	10	11	12	W
	<u>LQ</u>	<u>LB</u>	<u>LC</u>	<u>LD</u>	<u>LE</u>	<u>LF</u>	<u>LG</u>	<u>LH</u>	<u>LJ</u>	<u>LK</u>	<u>LN</u>	<u>LP</u>	<u>LR</u>	<u>SE</u>
<u>Parameter</u>														
Attenuation														
Distortion	X	X	X	X	X	X	X	X	X	X	X	X	X	X
C-Message Noise	X	X	X	X	X	X	X	X	X	X	X	X	X	X
Echo Control	X	X	X	X		X		X	X			X	X	X
Envelope Delay														
Distortion	X						X	X	X	X	X	X	X	X
Frequency Shift	X						X	X	X	X	X	X	X	X
Impulse Noise	X					X	X	X	X	X	X	X	X	X
Intermodulation														
Distortion	X						X	X	X	X	X			X
Loss Deviation	X	X	X	X	X	X	X	X	X	X	X	X	X	X
Phase Hits, Gain														
Hits, and Dropouts	X													
Phase Jitter	X						X	X	X	X	X			X
Signal-to-C														
Message Noise						X								
Signal-to-C														
Notch Noise	X					X	X	X	X	X	X	X	X	X

The technical specifications for these parameters (except for dropouts, phase hits, and gain hits) are described in Technical References TR-NPL-000334 and TR-NPL-000335.

The technical specifications for dropouts, phase hits, and gain hits are described in Technical Reference PUB 41004, Table 4.

* The desired parameters are selected by the customer from the list of available parameters.

(TR19)

ACCESS SERVICE

15. Access Service Interfaces and Transmission Specifications (Cont'd)15.2 Special Access Service (Cont'd)15.2.1 Network Channel (NC) Codes (Cont'd)(C) Technical Specifications Packages Voice Grade Service
(Cont'd)

SD Code NC Code	Package VG-													
	<u>C*</u> <u>LQ</u>	<u>1</u> <u>LB</u>	<u>2</u> <u>LC</u>	<u>3</u> <u>LD</u>	<u>4</u> <u>LE</u>	<u>5</u> <u>LF</u>	<u>6</u> <u>LG</u>	<u>7</u> <u>LH</u>	<u>8</u> <u>LJ</u>	<u>9</u> <u>LK</u>	<u>10</u> <u>LN</u>	<u>11</u> <u>LP</u>	<u>12</u> <u>LR</u>	<u>W</u> <u>SE</u>
<u>Optional Features and Functions</u>														
Central Office Bridging Capability	X	X			X	X			X	X	X			
Central Office Multiplexing	X					X								
Conditioning:														
. C-Type	X				X	X	X	X	X	X				
. Improved Attenuation Distortion	X				X	X	X	X	X	X				
. Improved Envelope Delay Distortion	X				X	X	X	X	X	X				
. Sealing Current	X					X								
. Data Capability	X					X	X				X			
. Telephoto Capability	X											X		
Customer Specified Premises Receive Level	X		X	X			X	X	X					
Improved Return Loss for Effective Four-Wire Transmission	X	X	X	X	X	X	X	X	X	X	X	X	X	
For Effective Two-Wire Transmission	X	X	X				X							
Improved Two-Wire Voice Transmission														X
PPSN Interface Arrangement	X								X					
Selective Signaling Arrangement	X	X			X	X			X	X	X			
Signaling Capability	X	X	X	X			X	X	X					
Transfer Arrangement	X	X	X	X	X	X	X	X	X	X		X	X	X
Improved Termination	X	X	X	X	X	X	X	X	X	X	X	X	X	X

(TR19)

ACCESS SERVICE

15. Access Service Interfaces and Transmission Specifications (Cont'd)15.2 Special Access Service (Cont'd)15.2.1 Network Channel (NC) Codes (Cont'd)(D) Technical Specifications Packages Program Audio Service

SD Code NC Code	Package				
	<u>APC*</u> <u>PQ</u>	<u>AP1</u> <u>PE</u>	<u>AP2</u> <u>PF</u>	<u>AP3</u> <u>PJ</u>	<u>AP4</u> <u>PK</u>
<u>Parameter</u>					
Actual Measured Loss	X	X	X	X	X
Amplitude Tracking	X				
Crosstalk	X	X	X	X	X
Distortion Tracking	X				
Gain/Frequency					
Distortion	X	X	X	X	X
Group Delay	X				
Noise	X	X	X	X	X
Phrase Tracking	X				
Short-Term Gain					
Stability	X				
Short-Term Loss	X				
Total Distortion	X	X	X	X	X
<u>Optional Features and Functions</u>					
Central Office Bridging					
Capability	X	X	X	X	X
Gain Conditioning	X	X	X	X	X
Stereo	X				X

The technical specifications are described in Technical Reference PUB 62503 and associated Addendum.

* The desired parameters are selected by the customer from the list of available parameters.

(TR19)

ACCESS SERVICE

15. Access Service Interfaces and Transmission Specifications (Cont'd)15.2 Special Access Service (Cont'd)15.2.1 Network Channel (NC) Codes (Cont'd)(E) Technical Specifications Packages Video Service

		Package		
	SD Code	<u>TVC*</u>	<u>TV1</u>	<u>TV2</u>
	NC Code	<u>TQ</u>	<u>TV</u>	<u>TW</u>
<u>Video Parameters</u>				
Insertion Gain		X	X	X
Field-Time Distortion		X	X	X
Line-Time Distortion		X	X	X
Short-Time Distortion		X	X	X
Chrominance-Luminance Gain				
Inequality		X	X	X
Chrominance-Luminance Delay				
Inequality		X	X	X
Amplitude/Frequency Characteristic		X	X	X
Luminance Non-Linear Distortion		X	X	X
Chrominance Non-Linear Gain				
Distortion		X	X	X
Chrominance Non-Linear Phase				
Distortion		X	X	X
Transient Synchronizing Signal				
Non-Linearty		X	X	X
Dynamic Gain Distortion				
- Picture Signal		X	X	X
- Synchronizing Signal		X	X	X
Differential Gain		X	X	X
Differential Phase		X	X	X
Chrominance-Luminance Intermodulation		X	X	X

* The desired parameters are selected by the customer from the list of available parameters.

(TR19)

Issued: December 19, 2008

Effective: January 3, 2009

4001 Rodney Parham Road
Little Rock, AR 72212

ACCESS SERVICE

15. Access Service Interfaces and Transmission Specifications (Cont'd)15.2 Special Access Service (Cont'd)15.2.1 Network Channel (NC) Codes (Cont'd)(E) Technical Specifications Packages Video Service
(Cont'd)

		Package	
SD Code	<u>TVC*</u>	<u>TV1</u>	<u>TV2</u>
NC Code	<u>TQ</u>	<u>TV</u>	<u>TW</u>
<u>Audio Channel Parameters</u>			
<u>Associated with Video Service</u>			
Insertion Gain	X	X	X
Amplitude/Frequency Characteristic	X	X	X
Total Harmonic Distortion & Noise	X	X	X
Maximum Steady-State Test Levels	X	X	X
Gain Differential Between Channels	X	X	
Phase Differential Between Channels	X	X	
Crosstalk	X	X	X
Audio-To-Video Time Differential	X	X	X

The technical specifications are described in Technical Reference
TR-NPL-000338.

* The desired parameters are selected by the customer from the list of available parameters.

(TR19)

ACCESS SERVICE

15. Access Service Interfaces and Transmission Specifications (Cont'd)15.2 Special Access Service (Cont'd)15.2.1 Network Channel (NC) Codes (Cont'd)(F) Technical Specifications Packages Digital Data Service

SD Code NC Code	Package					
	<u>D1</u> <u>XA</u>	<u>D2</u> <u>XB</u>	<u>D3</u> <u>XG</u>	<u>D4</u> <u>XH</u>	<u>D5</u> <u>XE</u>	<u>D6</u> <u>YN</u>
<u>Parameter</u>						
Error-Free Seconds	X	X	X	X	X	X
<u>Optional Features and Functions</u>						
Central Office Bridging Capability	X	X	X	X	X	X
PPSN Interface Transfer Arrangement	X	X	X	X	X	X
Transfer Arrangement	X	X	X	X	X	X

The Telephone Company will provide a channel capable of meeting a monthly average performance equal to or greater than 99.875% error-free seconds (if provided through a Digital Data hub) while the channel is in service, if it is measured through a CSU equivalent which is designed, manufactured, and maintained to conform with the specifications contained in Technical Reference PUB 62310.

Voltages which are compatible with Digital Data Service are delineated in Technical Reference PUB 62507.

(TR19)

ACCESS SERVICE

15. Access Service Interfaces and Transmission Specifications (Cont'd)15.2 Special Access Service (Cont'd)15.2.1 Network Channel (NC) Codes (Cont'd)(G) Technical Specifications Packages High Capacity Service

SD Code NC Code	Package					
	<u>HC0</u> <u>HS</u>	<u>HC1</u> <u>HC</u>	<u>HC1C</u> <u>HD</u>	<u>HC2</u> <u>HE</u>	<u>HC3</u> <u>HF</u>	<u>HC4</u> <u>HG</u>
<u>Parameters</u>						
Error-Free Seconds		X				
<u>Optional Features and Functions</u>						
Automatic Loop Transfer		X				
Central Office Multiplexing:						
DS4 to DS1						X
DS3 to DS1					X	
DS2 to DS1				X		
DS1C to DS1			X			
DS1 to Voice		X				
DS1 to DS0		X				
DS0 to Subrate*	X					
Transfer Arrangement		X				
Clear Channel Capability		X				

A channel with technical specifications package HC1 will be capable of an error-free second performance of 98.75% over a continuous 24 hour period as measured at the 1.544 Mbps rate through a CSU equivalent which is designed, manufactured, and maintained to conform with the specifications contained in Technical Reference PUB 62411.

(TR19)

ACCESS SERVICE

15. Access Service Interfaces and Transmission Specifications (Cont'd)15.2 Special Access Service (Cont'd)15.2.2 Network Channel Interface (NCI) Codes

The electrical interface with the Telephone Company for Special Access Services, is defined by an interface code. There are interface codes for both the customer designated premises and the point of termination. Three examples of NCI codes are found in 15.2 preceding.

(TR19)

ACCESS SERVICE

15. Access Service Interfaces and Transmission Specifications (Cont'd)15.2 Special Access Service (Cont'd)15.2.2 Network Channel Interface (NCI) Codes (Cont'd)(A) Parameter Codes and OptionsParameter

<u>Code</u>	<u>Option</u>	<u>Definition</u>
AB -		accepts 20 Hz ringing signal at customer's point of termination
AC -		accepts 20 Hz ringing signal at customer's end user's point of termination
AH -		analog high capacity interface
-	B	60 kHz to 108 kHz (12 channels)
-	C	312 kHz to 552 kHz (60 channels)
-	D	564 kHz to 3084 kHz (600 channels)
CT -		Centrex Tie Trunk Termination
CS -		digital hierarchy interface at Digital Cross Connect System (DCS)
-	15	1.544 Mbps (DS1) ANSI Extended Superframe (ESF) Format and B8ZS Clear Channel Capability
-	15	1.544 Mbps (DS1) Superframe (SF) format
-	15B	1.544 Mbps (DS1) Superframe (SF) format and B8ZS Clear Channel Capability
-	15K	1.544 Mbps (DS1) Extended Superframe (ESF)
DA -		data stream in VF frequency band at customer's end user's point of termination
DB -		data stream in VF frequency band at customer's point of termination
-	10	VF for TG1 and TG2
-	43	VF for 43 Telegraph Carrier type signals, TG1 and TG2
DC -		direct current or voltage
-	1	monitoring interface with series RC combination (McCulloh format)
-	2	Telephone Company energized alarm channel
-	3	Metallic facilities (DC continuity) for direct current/low frequency control signals or slow speed data (30 baud)
DD -		DATAPHONE Select-A-Station (and TABS) interface at customer's point of termination
DE -		DATAPHONE Select-A-Station (and TABS) interface at the customer's end user's point of termination

(TR19)

ACCESS SERVICE

15. Access Service Interfaces and Transmission Specifications (Cont'd)15.2 Special Access Service (Cont'd)15.2.2 Network Channel Interface (NCI) Codes (Cont'd)(A) Parameter Codes and Options (Cont'd)Parameter (Cont'd)

<u>Code</u>	<u>Option</u>	<u>Definition</u>
DS -		digital hierarchy interface
-	15	1.544 Mbps (DS1) format per PUB 41451 plus D4
-	15E	8-bit PCM encoded in one 64 kbps of the DS1 signal
-	15F	8-bit PCM encoded in two 64 kbps of the DS1 signal
-	15G	8-bit PCM encoded in three 64 kbps of the DS1 signal
-	15H	14/11-bit PCM encoded in six 64 kbps of the S1 signal
-	15J	1.544 Mbps format per PUB 41451
-	15K	1.544 Mbps format per PUB 41451 plus extended framing format
-	15L	1.544 Mbps (DS1) with SF signaling
-	27	274.176 Mbps (DS4)
-	27L	274.176 Mbps (DS4) with SF signaling
-	31	3.152 Mbps (DS1C)
-	31L	3.152 Mbps (DS1C) with SF signaling
-	44	44.736 Mbps (DS3)
-	44L	44.736 Mbps (DS3) with SF signaling
-	63	6.312 Mbps (DS2)
-	63L	6.312 Mbps (DS2) with SF signaling

(TR19)

ACCESS SERVICE

15. Access Service Interfaces and Transmission Specifications (Cont'd)15.2 Special Access Service (Cont'd)15.2.2 Network Channel Interface (NCI) Codes (Cont'd)(A) Parameter Codes and Options (Cont'd)Parameter (Cont'd)

DU -		digital access interface
-	19	19.2 kbps
-	24	2.4 kbps
-	48	4.8 kbps
-	56	56.0 kbps
-	96	9.6 kbps
-	64	64.0 kbps
-	A	1.544 Mbps format per PUB 41451
-	B	1.544 Mbps format per PUB 41451 plus D4
-	C	1.544 Mbps format per PUB 41451 plus extended farming format
-	1KN	1.544 Mbps ANSI Extended Superframe (ESF) Format without line power
-	1SN	1.544 Mbps ANSI Extended Superframe (ESF) Format with B8ZS CCC and without line power
-	AN	1.544 Mbps free-framing format w/o line power (only avail. to U.S. Govt. agencies)
-	BN	1.544 Mbps Superframe (SF) Format w/o line power
-	DN	1.544 Mbps Superframe (SF) Format with B8ZS Clear Channel Capabiltiy without line power
DX -		duplex signaling interface at customer's point of termination
DY -		duplex signaling interface at customer's end user's point of termination

(TR19)

ACCESS SERVICE

15. Access Service Interfaces and Transmission Specifications (Cont'd)15.2 Special Access Service (Cont'd)15.2.2 Network Channel Interface (NCI) Codes (Cont'd)(A) Parameter Codes and Options (Cont'd)Parameter (Cont'd)

<u>Code</u>	<u>Option</u>	<u>Definition</u>
EA -	E	Type I E&M Lead Signaling. Customer at POT or customer's end user at POT originates on E Lead.
EA -	M	Type I E&M Lead Signaling. Customer at POT or customer's end user at POT originates on M Lead.
EB -	E	Type II E&M Lead Signaling. Customer at POT or customer's end user at POT originates on E Lead.
EB -	M	Type II E&M Lead Signaling. Customer at POT or customer's end user at POT originates on M Lead.
EC -		Type III E&M signaling at customer POT
EX -	A	tandem channel unit signaling for loop start or ground start and customer supplies open end (dial tone, etc.) functions.
EX -	B	tandem channel unit signaling for loop start or ground start and customer supplies closed end (dial pulsing, etc.) functions.
GO -		ground start loop signaling - open end function by customer or customer's end user
GS -		ground start loop signaling - closed end function by customer or customer's end user
IA -		E.I.A. (25 pin RS-232)
LA -		end user loop start loop signaling - Type A OPS registered port open end
LB -		end user loop start loop signaling - Type B OPS registered port open end
LC -		end user loop start loop signaling - Type C OPS registered port open end
LO -		loop start loop signaling - open end function by customer or customer's end user
LR -		20 Hz automatic ringdown interface at customer with Telephone Company provided PLAR
LS -		loop start loop signaling - closed end function by customer or customer's end user
NO -		no signaling interface, transmission only

(TR19)

ACCESS SERVICE

15. Access Service Interfaces and Transmission Specifications (Cont'd)15.2 Special Access Service (Cont'd)15.2.2 Network Channel Interface (NCI) Codes (Cont'd)(A) Parameter Codes and Options (Cont'd)Parameter (Cont'd)

<u>Code</u>	<u>Option</u>	<u>Definition</u>
PG -		program transmission - no dc signaling
-	1	nominal frequency from 50 to 15000 Hz
-	3	nominal frequency from 200 to 3500 Hz
-	5	nominal frequency from 100 to 5000 Hz
-	8	nominal frequency from 50 to 8000 Hz
PR		protective relaying*
RV -	0	reverse battery signaling, one way operation, originate by customer
-	T	reverse battery signaling, one way operation, terminate uncton by customer or customer's end user
SF -		single frequency signaling with VF band at either customer POT or customer's end user POT
TF -		telephotograph interface
TT -		telegraph/teletypewriter interface at either customer POT or customer's end user POT
-	2	20.0 milliamperes
-	3	3.0 milliamperes
-	6	62.5 milliamperes
TV -		television interface
-	1	combined (diplexed) video and one audio signal
-	2	combined (diplexed) video and two audio signals
-	5	video plus one (or two) audio 5 kHz signal(s) or one (or two) two wire
-	15	video plus one (or two) audio 15 kHz signal(s)

* Available only for the transmission of audio tone protective relaying signals used in the protection of electric power systems during fault conditions.

(TR19)

ACCESS SERVICE

15. Access Service Interfaces and Transmission Specifications (Cont'd)15.2 Special Access Service (Cont'd)15.2.2 Network Channel Interface (NCI) Codes (Cont'd)(B) Impedance

The nominal reference impedance with which the channel will be terminated for the purpose of evaluating transmission performance:

<u>Value (ohms)</u>	<u>Code(s)</u>
110	0
150	1
600	2
900	3+
135	5
75	6
124	7
Variable	8
100	9

- + For those interface codes with a 4-wire transmission path at the customer designated POT, rather than a standard 900 ohm impedance the code (3) denotes a customer provided transmission equipment termination. Such terminations were provided to customers in accordance with the F.C.C. Docket No. 20099 Settlement Agreement.

(TR19)

ACCESS SERVICE

15. Access Service Interfaces and Transmission Specifications (Cont'd)15.2 Special Access Service (Cont'd)15.2.2 Network Channel Interface (NCI) Codes (Cont'd)(C) Compatible Network Channel Interfaces

The following tables show the Network Channel Interface codes (NCIs) which are compatible:

(1) MetallicCompatible CIs

2DC8-1 2DC8-2

2DC8-3 2DC8-3

4DS8- 2DC8-1

4DS8- 2DC8-2

(2) Telegraph GradeCompatible CIs2DB2-10 10IA8
 2TT2-2
 4TT2-22DB2-43* 10IA8
 2TT2-2
 2TT2-6
 4TT2-2

2TT2-2 2TT2-2

2TT2-3 2TT2-2
 4TT2-22TT2-6 2TT2-6
 4TT2-6Compatible CIs4DB2-10 10IA8
 2TT2-2
 4TT2-24DB2-43* 10IA8
 2TT2-6
 4TT2-24DS8- 10IA8
 2TT2-2
 2TT2-6
 4TT2-2
 4TT2-6

4TT2-2 4TT2-2

4TT2-6 2TT2-6

* Supplemental Channel Assignment information required.

(TR19)

ACCESS SERVICE

15. Access Service Interfaces and Transmission Specifications (Cont'd)15.2 Special Access Service (Cont'd)15.2.2 Network Channel Interface (NCI) Codes (Cont'd)(C) Compatible Network Channel Interfaces (Cont'd)(3) Voice Grade

<u>Compatible CIs</u>		<u>Compatible CIs</u>		<u>Compatible CIs</u>	
2AB2	2AC2	2DB2	2DA2	2LR2	2LR2
2AB3	2AC2	2DB3	2DA2	2LR3	2LR2
2CT3	2DY2	2DX3	2LA2	2LS	2GS
	4DS8		2LB2		2LS
	4DX2		2LC2		4GS
	4DX3		2LO3		4LS
	4DY2		2LS2		
	4EA2-E		2LS3	2LS2	2LA2
	4EA2-M				2LB2
	4SF2	2GO2	2GS2		2LC2
	4SF3		2GS3		
	6DX2			2LS3	2LA2
	6DY2	2GO3	2GS2		2LB2
	6DY3		2GS3		2LC2
	6EA2-E				
	6EA2-M	2GS	2GS	2NO2	2DA2
	6EB2-E		2LS		2NO2
	6EB2-M		4GS		
	6EB3-E		4LS	2NO3	2NO2
	8EB2-E				2PR2
	8EB2-M	2L02	2LS2		
	8EC2		2LS3	2TF3	2TF2
	9DY2				
	9DY3	2L03	2LS2		
	9EA2		2LS3		
	9EA3				

(TR19)

ACCESS SERVICE

15. Access Service Interfaces and Transmission Specifications (Cont'd)15.2 Special Access Service (Cont'd)15.2.2 Network Channel Interface (NCI) Codes (Cont'd)(C) Compatible Network Channel Interfaces (Cont'd)(3) Voice Grade (Cont'd)

<u>Compatible CIs</u>		<u>Compatible CIs</u>		<u>Compatible CIs</u>	
4AB2	2AC2				
	4AB2				
	4AC2				
	4SF2				
4AB3	2AC2				
	4AC2				
	4SF2				
4AC2	2AC2				
	4AC2				
		4DS8-	2AC2	4DS8-	4DG2
			2DA2		4LR2
			2DY2		4LS2
			2GO2		4NO2
	4DA2	4DA2	2G03		4PR2
			2GS2		4RV2-T
	4DB2	2DA2	2GS3		4SF2
		2NO2	2LA2		4SF3
		2PR2	2LB2		4TF2
		4DA2	2LC2		6DA2
		4DB2	2LO2		6DY2
		4NO2	2LO3		6DY3
		4PR2	2LR2		6EA2-E
		6DA2	2LS2		6EA2-M
			2LS3		6EB2-E
	4DD3	2DE2	2NO2		6EB2-M
		4DE2	2PR2		6GS2
			2RV2-T		6LS2
			2TF2		8EB2-E
			4AC2		8EB2-M
			4DA2		9DY2
			4DE2		9DY3
			4DX2		9EA2
			4DX3		9EA3
			4DY2		
			4EA2-E		
			4EA2-M		

(TR19)

ACCESS SERVICE

15. Access Service Interfaces and Transmission Specifications (Cont'd)15.2 Special Access Service (Cont'd)15.2.2 Network Channel Interface (NCI) Codes (Cont'd)(C) Compatible Network Channel Interfaces (Cont'd)(3) Voice Grade (Cont'd)

<u>Compatible CIs</u>		<u>Compatible CIs</u>		<u>Compatible CIs</u>	
4DX2	2DY2	4DX2	8EB2-E	4DX3	6DY2
	2LA2		8EB2-M		6DY3
	2LB2		9DY2		6EA2-E
	2LC2		9DY3		6EA2-M
	2LO3		9EA2		6EB2-E
	2LS2		9EA3		6EB2-M
	2LS3				6LS2
	2RV2-T	4DX3	2DY2		8EB2-E
	4DX2		2LA2		8EB2-M
	4DY2		2LB2		9DY2
	4EA2-E		2LC2		9DY3
	4EA2-M		2LO3		9EA2
	4LS2		2LS2		9EA3
	4RV2-T		2LS3		
	4SF2		2RV2-T	4DY2	2DY2
	4SF3		4DX2		4DY2
	6DY2		4DX3		
	6DY3		4DY2		
	6EA2-E		4EA2-E		
	6EA2-M		4EA2-M		
	6EB2-E		4LS2		
	6EB2-M		4RV2-T		
	6LS2		4SF2		
			4SF3		

(TR19)

ACCESS SERVICE

15. Access Service Interfaces and Transmission Specifications (Cont'd)15.2 Special Access Service (Cont'd)15.2.2 Network Channel Interface (NCI) Codes (Cont'd)(C) Compatible Network Channel Interfaces (Cont'd)(3) Voice Grade (Cont'd)

<u>Compatible CIs</u>		<u>Compatible CIs</u>		<u>Compatible CIs</u>	
4EA2-E	2DY2	4EA3-E	2DY2	4GO2	2GO2
	4DY2		4DY2		2GO3
	4EA2-E		4EA2-E		2GS2
	4EA2-M		4EA2-M		2GS3
	4SF2		4SF2		4GS2
	6DY2		6DY2		4SF2
	6DY3		6DY3		6GS2
	6EB2-E		6EA2-E	4GO3	2GO2
	6EB2-M		6EA2-M		
	8EB2-E		6EB2-E		
	8EB2-M		6EB2-M		
	9DY2		8EB2-E		
	9DY3		8EB2-M		
4EA2-M	2DY2		9DY2		6GS2
	4DY2		9DY3	4GS	2GS
	4EA2-M		9EA2		
	4SF2		9EA3		
	6DY2				
	6DY3				
	6EB2-E				
	6EB2-M				
	8EB2-E				
	8EB2-M				
	9DY2				
	9DY3				4LS

(TR19)

ACCESS SERVICE

15. Access Service Interfaces and Transmission Specifications (Cont'd)15.2 Special Access Service (Cont'd)15.2.2 Network Channel Interface (NCI) Codes (Cont'd)(C) Compatible Network Channel Interfaces (Cont'd)(3) Voice Grade (Cont'd)

Compatible CIs		Compatible CIs		Compatible CIs	
4LO2	2LS2	4LS3	2LA2	4SF2	2LO3
	2LS3		2LB2		2LR2
	4LS2		2LC2		2LS2
	4SF2		2LO2		2LS3
	6LS2		2LO3		2RV2-T
			4SF2		4AC2
4LO3	2LS2	4NO2			4DY2
	2LS3		2DA2	4LS2	
	4LS2		2DE2	4RV2-T	
	4SF2		2NO2	4SF2	
	6LS2		4DA2	6DY2	
			4DE2		6DY3
4LR2	2LR2		4NO2		6GS2
	4LR2		6DA2		9DY2
	4SF2				9DY3
		4RV2-0	2RV2-T		
4LR3	2LR2		4RV2-T	4SF3	2DY2
	4LR2		4SF2		2GO3
	4SF2				2GS2
					2GS3
4LS	2GS	4SF2	2AC2		2LA2
	2LS		2DY2	2LB2	
	4GS		2GS2	2LC2	
	4LS		2GS3	2LO3	
			2LA2		2LR2
4LS2	2LA2		2LB2		
	2LB2		2LC2		
	2LC2				
	2LO2				
	2LO3				

(TR19)

ACCESS SERVICE

15. Access Service Interfaces and Transmission Specifications (Cont'd)15.2 Special Access Service (Cont'd)15.2.2 Network Channel Interface (NCI) Codes (Cont'd)(C) Compatible Network Channel Interfaces (Cont'd)(3) Voice Grade (Cont'd)

<u>Compatible CIs</u>		<u>Compatible CIs</u>		<u>Compatible CIs</u>			
4SF3	2LS2	6DA	4DA2	6DY3	2DY2		
	2LS3		6DA2		4DY2		
	2RV2-T	6DX2	2DY2		6DY2		
	4DY2		6EA2-E	6DY3			
	4EA2-E			2AC2			
	4EA2-M	6DY2			4EA2-E		
	4GS2		4EA2-M		2DY2		
	4LR2						
	4LS2		4SF2		2LA2		
	4RV2-T		6DY2		2LB2		
	4SF2		6DY3		2LC2		
	4SF3		6EA2-E		2LO3		
	6DY2		6EA2-M		2LS2		
	6DY3		6EB2-E		2LS3		
	6EB2-E		6EB2-M		2RV2-T		
	6EB2-M		8EB2-E		4AC2		
	6GS2		8EB2-M		4DY2		
	6LS2		9DY2		4EA2-E		
	9DY2		9DY3		4EA2-M		
	9DY3		9EA2		4LS2		
	9EA2		9EA3		4RV2-T		
	9EA3		2DY2		4SF2		
4TF2	2TF2				4SF3		
	4TF2				6DY2		
					6DY3		
			6EA2-E				
			6EA2-M				

(TR19)

ACCESS SERVICE

15. Access Service Interfaces and Transmission Specifications (Cont'd)15.2 Special Access Service (Cont'd)15.2.2 Network Channel Interface (NCI) Codes (Cont'd)(C) Compatible Network Channel Interfaces (Cont'd)(3) Voice Grade (Cont'd)

Compatible CIs		Compatible CIs		Compatible CIs	
6EA2-E	6EB2-E	6EA2-M	6DY2	6EB3-E	2DY2
	6EB2-M		6DY3		4DY2
	6LS2		6EA2-M		4EA2-E
	8EB2-E		6EB2-E		4EA2-M
	8EB2-M		6EB2-M		4SF2
	9DY2		6LS2		6DY2
	9DY3		8EB2-E		6DY3
			8EB2-M		6EA2-E
6EA2-M	2AC2		9DY2		6EA2-M
	2DY2		9DY3		8EB2-E
	2LA2				8EB2-M
	2LB2	6EB2-E	2DY2		9DY2
	2LC2		4DY2		9DY3
	2LO3		4SF2		9EA2
	2LS2		6DY2		6EA3
	2LS3		6DY3		
	2RV2-T		6EB2-E	6EX2-A	2GS2
	4AC2		6EB2-M		2GS3
	4DY2		9DY2		2LS2
	4EA2-E		9DY3		2LS3
	4EA2-M				4GS2
	4LS2	6EB2-M	2DY2		4LS2
	4RV2-T		4DY2		4SF2
	4SF2		4SF2		6GS2
	4SF3		6DY2		6LS2
			6DY3		
	6EB2-M				
		9DY2			
		9DY3			

(TR19)

ACCESS SERVICE

15. Access Service Interfaces and Transmission Specifications (Cont'd)15.2 Special Access Service (Cont'd)15.2.2 Network Channel Interface (NCI) Codes (Cont'd)(C) Compatible Network Channel Interfaces (Cont'd)(3) Voice Grade (Cont'd)

<u>Compatible CIs</u>		<u>Compatible CIs</u>		<u>Compatible CIs</u>	
6EX2-B	2GO3	8EB2-E	2AC2	8EB2-M	2AC2
	2LA2		2DY2		2DY2
	2LB2		2LA2		2LA2
	2LC2		2LB2		2LB2
	2LO2		2LC2		2LC2
	2LO3		2LO3		2LO3
	2LR2		2LS2		2LS2
	4LR2		2LS3		2LS3
	4SF2		2RV2-T		2RV2-T
			4AC2		4AC2
6GO2	2GO2		4DY2		4DY2
	2GS2		4LS2		4LS2
	2GS3		4RV2-T		4RV2-T
	4GS2		4SF2		4SF2
	4SF2		4SF3		4SF3
	6GS2		6DY2		6DY2
6LO2	2LS2		6DY3		6DY3
	2LS3		6EB2-E		6EB2-E
	4LS2		6EB2-M		6EB2-M
	4SF2		6LS2		6LS2
	6LS2		8EB2-E		8EB2-M
6LS2			8EB2-M		9DY2
	2LA2		9DY2		9DY3
	2LB2		9DY3		
	2LC2				
	2LO2				
	2LO3				
	4SF2				

(TR19)

ACCESS SERVICE

15. Access Service Interfaces and Transmission Specifications (Cont'd)15.2 Special Access Service (Cont'd)15.2.2 Network Channel Interface (NCI) Codes (Cont'd)(C) Compatible Network Channel Interfaces (Cont'd)(3) Voice Grade (Cont'd)

<u>Compatible CIs</u>		<u>Compatible CIs</u>		<u>Compatible CIs</u>	
8EC2	2DY2	9DY2	2DY2	9EA3	2DY2
	4DY2		4DY2		4DY2
	4EA2-E		6DY2		4EA2-E
	4EA2-M		6DY3		4EA2-M
	4SF2		9DY2		6DY2
	6DY2				6DY3
	6DY3		2DY2		6EA2-E
	6EA2-E		4DY2		6EA2-M
	6EA2-M		6DY2		6EB2-E
	6EB2-E		6DY3		6EB2-M
	6EB2-M		9DY2		8EB2-E
	8EB2-E		9DY3		8EB2-M
	8EB2-M				9DY2
	9DY2		2DY2		9DY3
	9DY3		4DY2		9EA3
	9EA2		4EA2-E		
	9EA3		4EA2-M		
			6DY2		
			6DY3		
			6EA2-E		
			6EA2-M		
			6EB2-E		
			6EB2-M		
			8EB2-E		
			8EB2-M		
			9DY2		
			9DY3		
			9EA2		
			9EA3		

(TR19)

ACCESS SERVICE

15. Access Service Interfaces and Transmission Specifications (Cont'd)15.2 Special Access Service (Cont'd)15.2.2 Network Channel Interface (NCI) Codes (Cont'd)(C) Compatible Network Channel Interfaces (Cont'd)(4) Program Audio

<u>Compatible CIs</u>		<u>Compatible CIs</u>	
2PG2-1	2PG1-1 2PG2-1	4DS8-15E	2PG1-3 2PG2-3
2PG2-3	2PG1-3 2PG2-3	4DS8-15F	2PG1-5 2PG2-5
2PG2-5	2PG1-5 2PG2-5	4DS8-15G	2PG1-8 2PG2-8
2PG2-8	2PG1-8 2PG2-8	4DA8-15H	2PG1-1 2PG2-1

(TR19)

ACCESS SERVICE

15. Access Service Interfaces and Transmission Specifications (Cont'd)15.2 Special Access Service (Cont'd)15.2.2 Network Channel Interface (NCI) Codes (Cont'd)(C) Compatible Network Channel Interfaces (Cont'd)(5) Video

<u>Compatible CIs</u>		<u>Compatible CIs</u>	
2TV6-1	4TV6-15 4TV7-15	4TV7-5	4TV6-5 4TV7-5
2TV6-2	6TV6-15 6TV7-15	4TV7-15	4TV6-15 4TV7-15
2TV7-1	4TV6-15 4TV7-15	6TV6-5	6TV6-5 6TV7-5
2TV7-2	6TV6-15 6TV7-15	6TV6-15	6TV6-15 6TV7-15
4TV6-5	4TV6-5 4TV7-5	6TV7-5	6TV6-5 6TV7-5
4TV6-15	4TV6-15 4TV7-15	6TV7-15	6TV6-15 6TV7-15

(TR19)

ACCESS SERVICE

15. Access Service Interfaces and Transmission Specifications (Cont'd)15.2 Special Access Service (Cont'd)15.2.2 Network Channel Interface (NCI) Codes (Cont'd)(C) Compatible Network Channel Interfaces (Cont'd)(6) Digital Data

<u>Compatible CIs</u>		<u>Compatible CIs</u>		<u>Compatible CIs</u>	
4DS8-15	4DS8-15+	4DU5-19	4DU5-19	6DU5-19	6DU5-19
	4DU5-19	4DU5-24	4DU5-24	6DU5-24	6DU5-24
	4DU5-24				
	4DU5-48				
	4DU5-56	4DU5-48	4DU5-48	6DU5-48	6DU5-48
	4DU5-96				
	6DU5-24	4DU5-96	4DU5-96	6DU5-56	6DU5-56
	6DU5-48				
	6DU5-96	4DU8-56	4DU5-56	6DU5-96	6DU5-96

+ Available only as a cross connect of two digital channels at appropriate digital speeds at a Telephone Company hub.

(TR19)

ACCESS SERVICE

15. Access Service Interfaces and Transmission Specifications (Cont'd)15.2 Special Access Service (Cont'd)15.2.2 Network Channel Interface (NCI) Codes (Cont'd)(C) Compatible Network Channel Interfaces (Cont'd)(7) High Capacity

<u>Compatible CIs</u>		<u>Compatible CIs</u>	
4DS0-63	4DS0-63 4DU8-A,B or C 6DU8-A,B or C	4DS8-15J	4DU8-A 6DU8-A
4DS6-27	4DS6-27 4DU8-A,B or C 6DU8-A,B or C	4DS8-15K	4DU8-B 4DU8-C 6DU8-B 6DU8-C
4DS6-44	4DS6-44 4DU8-A,B or C 6DU8-A,B or C	4DS8-31	4DS8-31 4DU8-A,B or C 6DU8-A,B or C
4DS8-15	4DS8-15+ 4DU8-B 6DU8-8	4DU8-A,B or C	4DU8-A,B or C

(8) Synchronous Optical Channel Service

<u>Compatible CIs</u>		<u>Compatible CIs</u>	
4DS9-1S	4DU9-1S	2SOF-A	2SOF-A
4DS9-1K	4DU9-1K	2SOF-B	2SOF-B
		2SOF-C	2SOF-C
		2SOF-D	2SOF-D
		2SOF-E	2SOF-E
		2SOF-F	2SOF-F

+ Available only as a cross connect of two individual channels of 1.544 Mbps facilities at a Telephone Company hub.

(TR19)

ACCESS SERVICE

16. Reserved for Future Use

(D)

(D)

(TR 93)

ACCESS SERVICE

Reserved for Future Use

(D)

(D)

(TR 93)

ACCESS SERVICE

Reserved for Future Use

(D)

(D)

(TR 93)

ACCESS SERVICE

Reserved for Future Use

(D)

(D)

(TR 93)

ACCESS SERVICE

Reserved for Future Use

(D)

(D)

(TR 93)

ACCESS SERVICE

Reserved for Future Use

(D)

(D)

(TR19)

ACCESS SERVICE

17. Rates and Charges17.1 Common Line Access Service17.1.1 Carrier Common Line Access Service

Regulations concerning Carrier Common Line Access are set forth in Section 3 preceding.

Premium Access

- Applied per Premium Access Minute

<u>Filing Entity</u>	<u>Originating Rate</u>	<u>Terminating Rate</u>		
Windstream North Carolina, Inc.	\$0.0000	\$0.0000		
Windstream Florida	\$0.0000	\$0.0000		
Windstream GA. Communications Corp.	\$0.0000	\$0.0000		
Georgia Windstream, Inc.	\$0.0000	\$0.0000		
Windstream Kentucky West	\$0.0000	\$0.0000		
Windstream New York, Inc. - Fulton	\$0.0000	\$0.0000		
Windstream New York, Inc. - Jamestown	\$0.0000	\$0.0000		
Windstream New York, Inc. - Red Jacket	\$0.0000	\$0.0000		
Oklahoma Windstream, Inc.	\$0.0000	\$0.0000		
Windstream Pennsylvania	\$0.0000	\$0.0000		
Windstream Sugar Land	\$0.0000	\$0.0000		
Windstream Georgia	\$0.0000	\$0.0000		
Windstream Mississippi	\$0.0000	\$0.0000		
Windstream Missouri	\$0.0000	\$0.0000		
Windstream Oklahoma	\$0.0000	\$0.0000		
Windstream South Carolina	\$0.0000	\$0.0000		
Windstream Western Reserve	\$0.0000	\$0.0000		
Windstream Alabama	\$0.0000	\$0.0000		
Texas Windstream	\$0.0000	\$0.0000		
Windstream Arkansas	\$0.0000	\$0.0000		
Windstream Ohio	\$0.0000	\$0.0000		
Windstream Standard	\$0.0000	\$0.0000		
Windstream Communications Kerrville	\$0.0000	\$0.0000		
Windstream Concord	\$0.0000	\$0.0000		
Windstream Lexcom	\$0.0000	\$0.0000		
Windstream Nebraska	\$0.0000	\$0.0000		
Windstream Kentucky East - Lexington	\$0.0000	\$0.0000		
Windstream Kentucky East - London	\$0.0000	\$0.0000		
Valor Oklahoma	\$0.0000	\$0.0000		
Valor New Mexico #1164	\$0.0000	\$0.0000		
Valor New Mexico #1193	\$0.0000	\$0.0000		
Valor Texas #1163	\$0.0000	\$0.0000		
Valor Texas #1181	\$0.0000	\$0.0000		
Windstream Iowa Communications #1167	\$0.0000	\$0.0000		
Windstream Iowa Communications #1170, #1178	\$0.0000	\$0.0000		
Windstream Lakedale, Inc. #1414	\$0.0000	\$0.0000	(N)	(N)
Windstream Lakedale, Inc. #1482	\$0.0000	\$0.0000	(N)	(N)

(TR48)

Issued: June 16, 2011

Effective: July 1, 2011

4001 Rodney Parham Road
Little Rock, Arkansas 72212

ACCESS SERVICE

17. Rates and Charges (Cont'd)17.1 Common Line Access Service (Cont'd)17.1.1 Carrier Common Line Access Service (Cont'd)

Regulations concerning Carrier Common Line Access are set forth in Section 3 preceding.

Non-Premium Access

- Applied per Non-Premium Access Minute

<u>Filing Entity</u>	<u>Originating Rate</u>	<u>Terminating Rate</u>		
Windstream North Carolina, Inc.	\$0.0000	\$0.0000		
Windstream Florida	\$0.0000	\$0.0000		
Windstream GA. Communications Corp.	\$0.0000	\$0.0000		
Georgia Windstream, Inc.	\$0.0000	\$0.0000		
Windstream Kentucky West	\$0.0000	\$0.0000		
Windstream New York, Inc. - Fulton	\$0.0000	\$0.0000		
Windstream New York, Inc. - Jamestown	\$0.0000	\$0.0000		
Windstream New York, Inc. - Red Jacket	\$0.0000	\$0.0000		
Oklahoma Windstream, Inc.	\$0.0000	\$0.0000		
Windstream Pennsylvania	\$0.0000	\$0.0000		
Windstream Sugar Land	\$0.0000	\$0.0000		
Windstream Georgia	\$0.0000	\$0.0000		
Windstream Mississippi	\$0.0000	\$0.0000		
Windstream Missouri	\$0.0000	\$0.0000		
Windstream Oklahoma	\$0.0000	\$0.0000		
Windstream South Carolina	\$0.0000	\$0.0000		
Windstream Western Reserve	\$0.0000	\$0.0000		
Windstream Alabama	\$0.0000	\$0.0000		
Texas Windstream	\$0.0000	\$0.0000		
Windstream Arkansas	\$0.0000	\$0.0000		
Windstream Ohio	\$0.0000	\$0.0000		
Windstream Standard	\$0.0000	\$0.0000		
Windstream Communications Kerrville	\$0.0000	\$0.0000		
Windstream Concord	\$0.0000	\$0.0000		
Windstream Lexcom	\$0.0000	\$0.0000		
Windstream Nebraska	\$0.0000	\$0.0000		
Windstream Kentucky East - Lexington	\$0.0000	\$0.0000		
Windstream Kentucky East - London	\$0.0000	\$0.0000		
Valor Oklahoma #1165	\$0.0000	\$0.0000		
Valor New Mexico #1164	\$0.0000	\$0.0000		
Valor New Mexico #1193	\$0.0000	\$0.0000		
Valor Texas #1163	\$0.0000	\$0.0000		
Valor Texas #1181	\$0.0000	\$0.0000		
Windstream Iowa Communications #1167	\$0.0000	\$0.0000	(N)	(N)
Windstream Iowa Communications #1170, #1178	\$0.0000	\$0.0000	(N)	(N)

(TR90)

Issued: June 16, 2017

Effective: July 1, 2017

4001 Rodney Parham Road
Little Rock, Arkansas 72212

ACCESS SERVICE

17. Rates and Charges (Cont'd)17.1 Common Line Access Service (Cont'd)17.1.2 End User Access Service

Regulations concerning End User Access Service are set forth in 4.6 preceding.

(A) End User Common Line (EUCL) - Residence & Single Line Business

- Individual line or trunk, each

<u>Filing Entity</u>	<u>Rate</u>	
Windstream North Carolina, Inc.	\$ 6.50	
Windstream Florida	\$ 6.48	(I)
Windstream GA. Communications Corp.	\$ 6.50	
Georgia Windstream, Inc.	\$ 6.50	
Windstream Kentucky West	\$ 6.50	
Windstream New York, Inc. - Fulton	\$ 6.50	
Windstream New York, Inc. - Jamestown	\$ 6.50	
Windstream New York, Inc. - Red Jacket	\$ 6.50	
Oklahoma Windstream, Inc.	\$ 6.50	
Windstream Pennsylvania	\$ 6.46	(I)
Windstream Sugar Land	\$ 6.49	(I)
Windstream Georgia	\$ 6.50	
Windstream Mississippi	\$ 6.50	
Windstream Missouri	\$ 6.50	
Windstream Oklahoma	\$ 6.50	
Windstream South Carolina	\$ 6.50	
Windstream Western Reserve	\$ 6.50	
Windstream Alabama	\$ 6.50	
Texas Windstream	\$ 6.50	
Windstream Arkansas	\$ 6.50	
Windstream Ohio	\$ 6.50	
Windstream Standard	\$ 6.50	
Windstream Communications Kerrville	\$ 6.50	
Windstream Concord	\$ 6.50	
Windstream Lexcom	\$ 6.50	
Windstream Nebraska	\$ 5.25	(I)
Windstream Kentucky East - Lexington	\$ 6.50	
Windstream Kentucky East - London	\$ 6.50	
Valor Oklahoma #1165	\$ 6.50	
Valor New Mexico #1164	\$ 6.50	
Valor New Mexico #1193	\$ 6.50	
Valor Texas #1163	\$ 6.50	
Valor Texas #1181	\$ 6.50	
Windstream Iowa Communications #1167	\$ 6.50	
Windstream Iowa Communications #1170, #1178	\$ 6.50	
Windstream Lakedale, Inc. #1414	\$ 6.50	
Windstream Lakedale, Inc. #1482	\$ 6.50	

(TR118)

Issued: June 16, 2023

Effective: July 1, 2023

Vice President Regulatory Affairs
4001 N Rodney Parham Road
Little Rock, Arkansas 72212

ACCESS SERVICE

17. Rates and Charges (Cont'd)17.1 Common Line Access Service (Cont'd)17.1.2 End User Access Service (Cont'd)

Regulations concerning End User Access Service are set forth in 4.6 preceding.

(B) End User Common Line (EUCL) - Multiline Business

- Individual line or trunk, each

<u>Filing Entity</u>	<u>Rate</u>	
Windstream North Carolina, Inc.	\$ 8.39	(I)
Windstream Florida	\$ 6.48	(I)
Windstream GA. Communications Corp.	\$ 9.20	
Georgia Windstream, Inc.	\$ 9.20	
Windstream Kentucky West	\$ 7.82	(I)
Windstream New York, Inc. - Fulton	\$ 9.20	(I)
Windstream New York, Inc. - Jamestown	\$ 9.20	(I)
Windstream New York, Inc. - Red Jacket	\$ 9.20	(I)
Oklahoma Windstream, Inc.	\$ 9.20	
Windstream Pennsylvania	\$ 6.46	(I)
Windstream Sugar Land	\$ 6.49	(I)
Windstream Georgia	\$ 9.20	
Windstream Mississippi	\$ 9.20	
Windstream Missouri	\$ 9.20	
Windstream Oklahoma	\$ 9.20	
Windstream South Carolina	\$ 9.20	
Windstream Western Reserve	\$ 8.19	(I)
Windstream Alabama	\$ 9.20	
Texas Windstream	\$ 9.20	
Windstream Arkansas	\$ 9.20	
Windstream Ohio	\$ 8.34	(I)
Windstream Standard	\$ 9.20	
Windstream Communications Kerrville	\$ 9.20	(I)
Windstream Concord	\$ 9.20	(I)
Windstream Lexcom	\$ 9.20	
Windstream Nebraska	\$ 6.63	(I)
Windstream Kentucky East - Lexington	\$ 9.20	
Windstream Kentucky East - London	\$ 9.20	
Valor Oklahoma #1165	\$ 9.20	
Valor New Mexico #1164	\$ 9.20	
Valor New Mexico #1193	\$ 9.20	
Valor Texas #1163	\$ 9.20	
Valor Texas #1181	\$ 9.20	
Windstream Iowa Communications #1167	\$ 9.20	
Windstream Iowa Communications #1170, #1178	\$ 9.20	
Windstream Lakedale, Inc. #1414	\$ 9.20	
Windstream Lakedale, Inc. #1482	\$ 9.20	

(TR118)

Issued: June 16, 2023

Effective: July 1, 2023

Vice President Regulatory Affairs
4001 N Rodney Parham Road
Little Rock, Arkansas 72212

ACCESS SERVICE

17. Rates and Charges (Cont'd)17.1 Common Line Access Service (Cont'd)17.1.2 End User Access Service (Cont'd)

Regulations concerning End User Access Service are set forth in 4.6 preceding.

(C) End User Common Line (EUCL) - Non Primary

- Individual line or trunk, each

<u>Filing Entity</u>	<u>Rate</u>	
Windstream North Carolina, Inc.	\$ 6.50	
Windstream Florida	\$ 6.48	(I)
Windstream GA. Communications Corp.	\$ 6.50	
Georgia Windstream, Inc.	\$ 6.50	
Windstream Kentucky West	\$ 6.50	
Windstream New York, Inc. - Fulton	\$ 6.50	
Windstream New York, Inc. - Jamestown	\$ 6.50	
Windstream New York, Inc. - Red Jacket	\$ 6.50	
Oklahoma Windstream, Inc.	\$ 6.50	
Windstream Pennsylvania	\$ 6.46	(I)
Windstream Sugar Land	\$ 6.49	(I)
Windstream Georgia	\$ 6.50	
Windstream Mississippi	\$ 6.50	
Windstream Missouri	\$ 6.50	
Windstream Oklahoma	\$ 6.50	
Windstream South Carolina	\$ 6.50	
Windstream Western Reserve	\$ 6.50	
Windstream Alabama	\$ 6.50	
Texas Windstream	\$ 6.50	
Windstream Arkansas	\$ 6.50	
Windstream Ohio	\$ 6.50	
Windstream Standard	\$ 6.50	
Windstream Communications Kerrville	\$ 6.50	
Windstream Concord	\$ 6.50	
Windstream Lexcom	\$ 6.50	
Windstream Nebraska	\$ 5.25	(I)
Windstream Kentucky East - Lexington	\$ 7.00	
Windstream Kentucky East - London	\$ 7.00	
Valor Oklahoma #1165	\$ 7.00	
Valor New Mexico #1164	\$ 7.00	
Valor New Mexico #1193	\$ 7.00	
Valor Texas #1163	\$ 7.00	
Valor Texas #1181	\$ 7.00	
Windstream Iowa Communications #1167	\$ 7.00	
Windstream Iowa Communications #1170, #1178	\$ 7.00	
Windstream Lakedale, Inc. #1414	\$ 6.50	
Windstream Lakedale, Inc. #1482	\$ 6.50	

(TR118)

Issued: June 16, 2023

Vice President Regulatory Affairs
4001 N Rodney Parham Road
Little Rock, Arkansas 72212

Effective: July 1, 2023

ACCESS SERVICE

17. Rates and Charges (Cont'd)

R

17.1 Common Line Access Service (Cont'd)17.1.2 End User Access Service (Cont'd)

Regulations concerning End User Access Service are set forth in 4.6 preceding.

(D) Access Recovery Charge (ARC)

	Rate Per Month	
Residence, Non-Primary Residence and ISDN BRI - Individual line or trunk, each	\$2.50	(I)
Single Line Business - Individual line or trunk, each	\$2.50	(I)
Multi-Line Business, ISDN PRI and Centrex - Per Individual line or trunk	\$5.00	(I)

17.1.3 Lifeline Assistance Plan Jurisdictions

As set forth in 4.6.8(B) preceding, in the following jurisdictions, the End User Common Line Charge shall be reduced by the amount indicated in lifeline assistance plans ordered by the respective state utility commissions and approved by the FCC:

<u>State</u>	<u>Issuing Carrier</u>	<u>Reduction</u>	<u>Remarks</u>
	All Issuing Carriers	100%	

(TR84)

Issued: June 16, 2016

Effective: July 1, 2016

4001 Rodney Parham Road
Little Rock, Arkansas 72212

ACCESS SERVICE

17. Rates and Charges (Cont'd)17.1 Common Line Access Service (Cont'd)17.1.4 Federal Universal Service Fee

	<u>Percentage</u>	
- Revenue Surcharge Factor		
(A) Residential & Single Line Business	29.2%	(I)
(B) Multiline Business	29.2%	(I)

(TR118)

Issued: June 16, 2023

Effective: July 1, 2023

Vice President Regulatory Affairs
4001 N Rodney Parham Road
Little Rock, Arkansas 72212

ACCESS SERVICE

17. Rates and Charges (Cont'd)17.1 Common Line Access Service (Cont'd)17.1.4 Federal Universal Service Fee (Cont'd)

	<u>Percentage</u>
- Revenue Surcharge Factor	
(C) Centrex	29.2% (I)

(TR118)

Issued: June 16, 2023

Effective: July 1, 2023

Vice President Regulatory Affairs
4001 N Rodney Parham Road
Little Rock, Arkansas 72212

ACCESS SERVICE

17. Rates and Charges (Cont'd)17.1 Common Line Access Service (Cont'd)Rate Per
Month17.1.5 End User ISDN Port Charges

- Rate per PRI

Filing Entity

Windstream North Carolina, Inc.	\$ 18.18	
Windstream Florida	\$ 18.18	
Windstream GA. Communications Corp.	\$ 18.18	
Georgia Windstream, Inc.	\$ 18.18	
Windstream Kentucky West	\$ 18.18	
Windstream New York, Inc. - Fulton	\$ 18.18	
Windstream New York, Inc. - Jamestown	\$ 18.18	
Windstream New York, Inc. - Red Jacket	\$ 18.18	
Oklahoma Windstream, Inc.	\$ 18.18	
Windstream Pennsylvania	\$ 18.18	
Windstream Sugar Land	\$ 18.18	
Windstream Georgia	\$ 18.18	
Windstream Mississippi	\$ 18.18	
Windstream Missouri	\$ 18.18	
Windstream Oklahoma	\$ 18.18	
Windstream South Carolina	\$ 18.18	
Windstream Western Reserve	\$ 18.18	
Windstream Alabama	\$ 18.18	
Texas Windstream	\$ 18.18	
Windstream Arkansas	\$ 18.18	
Windstream Ohio	\$ 18.18	
Windstream Standard	\$ 18.18	
Windstream Communications Kerrville	\$ 18.18	
Windstream Concord	\$ 18.18	
Windstream Lexcom	\$ 18.18	
Windstream Nebraska	\$ 46.00	
Windstream Kentucky East - Lexington	\$ 46.00	
Windstream Kentucky East - London	\$ 46.00	
Valor Oklahoma #1165	\$ 46.00	
Valor New Mexico #1164	\$ 46.00	
Valor New Mexico #1193	\$ 46.00	
Valor Texas #1163	\$ 46.00	
Valor Texas #1181	\$ 46.00	
Windstream Iowa Communications #1167	\$ 10.00	
Windstream Iowa Communications #1170, #1178	\$ 10.00	
Windstream Lakedale, Inc. #1414	\$ 18.18	(N)
Windstream Lakedale, Inc. #1482	\$ 18.18	(N)

(TR48)

Issued: June 16, 2011

Effective: July 1, 2011

4001 Rodney Parham Road
Little Rock, Arkansas 72212

ACCESS SERVICE

17. Rates and Charges (Cont'd)17.1 Common Line Access Service (Cont'd)Rate Per
Month17.1.5 End User ISDN Port Charges (Cont'd)

- Rate per BRI

Filing Entity

Windstream North Carolina, Inc.	\$ 1.20	
Windstream Florida	\$ 1.20	
Windstream GA. Communications Corp.	\$ 1.20	
Georgia Windstream, Inc.	\$ 1.20	
Windstream Kentucky West	\$ 1.20	
Windstream New York, Inc. - Fulton	\$ 1.20	
Windstream New York, Inc. - Jamestown	\$ 1.20	
Windstream New York, Inc. - Red Jacket	\$ 1.20	
Oklahoma Windstream, Inc.	\$ 1.20	
Windstream Pennsylvania	\$ 1.20	
Windstream Sugar Land	\$ 1.20	
Windstream Georgia	\$ 1.20	
Windstream Mississippi	\$ 1.20	
Windstream Missouri	\$ 1.20	
Windstream Oklahoma	\$ 1.20	
Windstream South Carolina	\$ 1.20	
Windstream Western Reserve	\$ 1.20	
Windstream Alabama	\$ 1.20	
Texas Windstream	\$ 1.20	
Windstream Arkansas	\$ 1.20	
Windstream Ohio	\$ 1.20	
Windstream Standard	\$ 1.20	
Windstream Communications Kerrville	\$ 1.20	
Windstream Concord	\$ 1.20	
Windstream Lexcom	\$ 1.20	
Windstream Nebraska	\$ 7.00	
Windstream Kentucky East - Lexington	\$ 7.00	
Windstream Kentucky East - London	\$ 7.00	
Valor Oklahoma #1165	\$ 7.00	
Valor New Mexico #1164	\$ 7.00	
Valor New Mexico #1193	\$ 7.00	
Valor Texas #1163	\$ 7.00	
Valor Texas #1181	\$ 7.00	
Windstream Iowa Communications #1167	\$ 2.44	
Windstream Iowa Communications #1170, #1178	\$ 2.44	
Windstream Lakedale, Inc. #1414	\$ 1.20	(N)
Windstream Lakedale, Inc. #1482	\$ 1.20	(N)

(TR48)

ACCESS SERVICE

17. Rates and Charges (Cont'd)17.1 Common Line Access Service (Cont'd)17.1.6 Presubscribed Interexchange Carrier Charge (PICC)

<u>Residence</u>	<u>Rate</u>
- Primary Residence	
Windstream Nebraska	\$0.00
Windstream Kentucky East - Lexington	\$0.00
Windstream Kentucky East - London	\$0.00
Valor Oklahoma #1165	\$0.00
Valor New Mexico #1164	\$0.00
Valor New Mexico #1193	\$0.00
Valor Texas #1163	\$0.00
Valor Texas #1181	\$0.00
Windstream Iowa Communications #1167	\$0.00 (N)
Windstream Iowa Communications #1170,#1178	\$0.00 (N)
- Non-Primary Residence	
Windstream Nebraska	\$0.00
Windstream Kentucky East - Lexington	\$0.00
Windstream Kentucky East - London	\$0.00
Valor Oklahoma #1165	\$0.00
Valor New Mexico #1164	\$0.00
Valor New Mexico #1193	\$0.00
Valor Texas #1163	\$0.00
Valor Texas #1181	\$0.00
Windstream Iowa Communications #1167	\$0.00 (N)
Windstream Iowa Communications #1170,#1178	\$0.00 (N)
- Residential Centrex (Centrex Dorm)	
Windstream Nebraska	\$0.00
Windstream Kentucky East - Lexington	\$0.00
Windstream Kentucky East - London	\$0.00
Valor Oklahoma #1165	\$0.00
Valor New Mexico #1164	\$0.00
Valor New Mexico #1193	\$0.00
Valor Texas #1163	\$0.00
Valor Texas #1181	\$0.00
Windstream Iowa Communications #1167	\$0.00 (N)
Windstream Iowa Communications #1170,#1178	\$0.00 (N)

(TR44)

ACCESS SERVICE

17. Rates and Charges (Cont'd)17.1 Common Line Access Service (Cont'd)17.1.6 Presubscribed Interexchange Carrier Charge (PICC) (Cont'd)Business Rate

- Single Line Business

Windstream Nebraska	\$0.00
Windstream Kentucky East - Lexington	\$0.00
Windstream Kentucky East - London	\$0.00
Valor Oklahoma #1165	\$0.00
Valor New Mexico #1164	\$0.00
Valor New Mexico #1193	\$0.00
Valor Texas #1163	\$0.00
Valor Texas #1181	\$0.00
Windstream Iowa Communications #1167	\$0.00
Windstream Iowa Communications #1170,#1178	\$0.00

- Multiline Business

Windstream Nebraska	\$0.00
Windstream Kentucky East - Lexington	\$0.44
Windstream Kentucky East - London	\$0.14
Valor Oklahoma #1165	\$2.79
Valor New Mexico #1164	\$0.00
Valor New Mexico #1193	\$0.00
Valor Texas #1163	\$2.05
Valor Texas #1181	\$1.16
Windstream Iowa Communications #1167	\$0.00
Windstream Iowa Communications #1170,#1178	\$0.00

- Business Centrex (per line)

Windstream Nebraska

1 Line	PICCX1	\$ 0.00
2 Lines	PICCX2	0.00
3 Lines	PICCX3	0.00
4 Lines	PICCX4	0.00
5 Lines	PICCX5	0.00
6 Lines	PICCX6	0.00
7 Lines	PICCX7	0.00
8 Lines	PICCX8	0.00
9 or More Lines	PICCX9	0.00

Windstream Kentucky East - Lexington

1 Line	\$ 0.44 (I)
2 Lines	0.22 (I)
3 Lines	0.15 (I)
4 Lines	0.11 (I)
5 Lines	0.09 (I)
6 Lines	0.07 (I)
7 Lines	0.06 (I)
8 Lines	0.06 (I)
9 or More Lines	0.05 (I)

(TR101)

ACCESS SERVICE

17. Rates and Charges (Cont'd)17.1 Common Line Access Service (Cont'd)17.1.6 Presubscribed Interexchange Carrier Charge (PICC) (Cont'd)

- Business Centrex (per line)

Windstream Kentucky East - London

1 Line	\$ 0.14 (I)
2 Lines	0.07 (I)
3 Lines	0.05 (I)
4 Lines	0.03 (I)
5 Lines	0.03 (I)
6 Lines	0.02 (I)
7 Lines	0.02 (I)
8 Lines	0.02 (I)
9 or More Lines	0.02 (I)

Valor Oklahoma

1 Line	\$ 2.79 (I)
2 Lines	1.40 (I)
3 Lines	0.93 (I)
4 Lines	0.70 (I)
5 Lines	0.56 (I)
6 Lines	0.47 (I)
7 Lines	0.40 (I)
8 Lines	0.35 (I)
9 or More Lines	0.31 (I)

Valor New Mexico - #1164

1 Line	\$ 0.00
2 Lines	0.00
3 Lines	0.00
4 Lines	0.00
5 Lines	0.00
6 Lines	0.00
7 Lines	0.00
8 Lines	0.00
9 or More Lines	0.00

Valor New Mexico - #1193

1 Line	\$ 0.00
2 Lines	0.00
3 Lines	0.00
4 Lines	0.00
5 Lines	0.00
6 Lines	0.00
7 Lines	0.00
8 Lines	0.00
9 or More Lines	0.00

(TR101)

ACCESS SERVICE

17. Rates and Charges (Cont'd)17.1 Common Line Access Service (Cont'd)17.1.6 Presubscribed Interexchange Carrier Charge (PICC) (Cont'd)

- Business Centrex (per line)

Valor Texas - #1163

1 Line	\$ 2.05 (I)
2 Lines	1.02 (I)
3 Lines	0.68 (I)
4 Lines	0.51 (I)
5 Lines	0.41 (I)
6 Lines	0.34 (I)
7 Lines	0.29 (I)
8 Lines	0.26 (I)
9 or More Lines	0.23 (I)

Valor Texas - #1181

1 Line	\$ 1.16 (I)
2 Lines	0.58 (I)
3 Lines	0.39 (I)
4 Lines	0.29 (I)
5 Lines	0.23 (I)
6 Lines	0.19 (I)
7 Lines	0.17 (I)
8 Lines	0.15 (I)
9 or More Lines	0.13 (I)

Windstream Iowa Communications - #1167

1 Line	\$ 0.00
2 Lines	0.00
3 Lines	0.00
4 Lines	0.00
5 Lines	0.00
6 Lines	0.00
7 Lines	0.00
8 Lines	0.00
9 or More Lines	0.00

Windstream Iowa Communications - #1170, #1178

1 Line	\$ 0.00
2 Lines	0.00
3 Lines	0.00
4 Lines	0.00
5 Lines	0.00
6 Lines	0.00
7 Lines	0.00
8 Lines	0.00
9 or More Lines	0.00

(TR101)

Issued: June 17, 2019

Effective: July 2, 2019

Senior Regulatory Counsel
4001 Rodney Parham Road
Little Rock, Arkansas 72212

ACCESS SERVICE

17. Rates and Charges (Cont'd)17.2 Switched Access Service17.2.1 Nonrecurring Charges

(A) Local Transport - Installation Per Entrance Facility

Regulations concerning Local Transport-Installation are set forth in 6.4.1(B)(1) preceding.

<u>Filing Entity</u>	<u>Voice Grade</u>	
	<u>Two Wire</u>	<u>Four Wire</u>
Windstream North Carolina, Inc.	\$215.00	\$215.00
Windstream Florida	\$215.00	\$215.00
Windstream GA. Communications Corp.	\$215.00	\$215.00
Georgia Windstream, Inc.	\$215.00	\$215.00
Windstream Kentucky West	\$215.00	\$215.00
Windstream New York, Inc. - Fulton	\$215.00	\$215.00
Windstream New York, Inc. - Jamestown	\$215.00	\$215.00
Windstream New York, Inc. - Red Jacket	\$215.00	\$215.00
Oklahoma Windstream, Inc.	\$215.00	\$215.00
Windstream Pennsylvania	\$215.00	\$215.00
Windstream Sugar Land	\$215.00	\$215.00
Windstream Georgia	\$215.00	\$215.00
Windstream Mississippi	\$215.00	\$215.00
Windstream Missouri	\$215.00	\$215.00
Windstream Oklahoma	\$215.00	\$215.00
Windstream South Carolina	\$215.00	\$215.00
Windstream Western Reserve	\$215.00	\$215.00
Windstream Alabama	\$215.00	\$215.00
Texas Windstream	\$215.00	\$215.00
Windstream Arkansas	\$215.00	\$215.00
Windstream Standard	\$215.00	\$215.00
Windstream Communications Kerrville	\$215.00	\$215.00
Windstream Ohio	\$215.00	\$215.00
Windstream Concord	\$215.00	\$215.00
Windstream Lexcom	\$215.00	\$215.00
Windstream Nebraska	\$213.29	\$213.29
Windstream Kentucky East - Lexington	\$200.00	\$200.00
Windstream Kentucky East - London	\$200.00	\$200.00
Valor Oklahoma #1165	\$200.00	\$200.00
Valor New Mexico #1164	\$200.00	\$200.00
Valor New Mexico #1193	\$200.00	\$200.00
Valor Texas #1163	\$200.00	\$200.00
Valor Texas #1181	\$200.00	\$200.00
Windstream Iowa Communications #1167	\$200.00	\$200.00
Windstream Iowa Communications #1170, #1178	\$200.00	\$200.00
Windstream Lakedale, Inc. #1414	\$215.00	\$215.00
Windstream Lakedale, Inc. #1482	\$215.00	\$215.00

(N) (N)
(N) (N)

(TR48)

ACCESS SERVICE

17. Rates and Charges (Cont'd)17.2 Switched Access Service17.2.1 Nonrecurring Charges

(A) Local Transport - Installation Per Entrance Facility

Regulations concerning Local Transport-Installation are set forth in 6.4.1(B)(1) preceding.

High Capacity

<u>Filing Entity</u>	<u>DS1</u>	<u>DS3 Electrical</u>	<u>DS3 Optical</u>	
Windstream North Carolina, Inc.	\$303.00	\$333.00	\$333.00	
Windstream Florida	\$303.00	\$333.00	\$333.00	
Windstream GA. Communications Corp.	\$303.00	\$333.00	\$333.00	
Georgia Windstream, Inc.	\$303.00	\$333.00	\$333.00	
Windstream Kentucky West	\$303.00	\$333.00	\$333.00	
Windstream New York, Inc. - Fulton	\$303.00	\$333.00	\$333.00	
Windstream New York, Inc. - Jamestown	\$303.00	\$333.00	\$333.00	
Windstream New York, Inc. - Red Jacket	\$303.00	\$333.00	\$333.00	
Oklahoma Windstream, Inc.	\$303.00	\$333.00	\$333.00	
Windstream Pennsylvania	\$303.00	\$333.00	\$333.00	
Windstream Sugar Land	\$303.00	\$333.00	\$333.00	
Windstream Georgia	\$303.00	\$333.00	\$333.00	
Windstream Mississippi	\$303.00	\$333.00	\$333.00	
Windstream Missouri	\$303.00	\$333.00	\$333.00	
Windstream Oklahoma	\$303.00	\$333.00	\$333.00	
Windstream South Carolina	\$303.00	\$333.00	\$333.00	
Windstream Western Reserve	\$303.00	\$333.00	\$333.00	
Windstream Alabama	\$303.00	\$333.00	\$333.00	
Texas Windstream	\$303.00	\$333.00	\$333.00	
Windstream Arkansas	\$303.00	\$333.00	\$333.00	
Windstream Standard	\$303.00	\$333.00	\$333.00	
Windstream Communications Kerrville	\$303.00	\$333.00	\$333.00	
Windstream Ohio	\$303.00	\$333.00	\$333.00	
Windstream Concord	\$303.00	\$333.00	\$333.00	
Windstream Lexcom	\$303.00	\$333.00	\$333.00	
Windstream Nebraska	\$474.00	\$430.00	\$430.00	
Windstream Kentucky East - Lexington	\$450.00	\$1,000.00	\$750.00	
Windstream Kentucky East - London	\$450.00	\$1,000.00	\$1,000.00	
Valor Oklahoma #1165	\$450.00	\$1,000.00	\$1,000.00	
Valor New Mexico #1164	\$450.00	\$1,000.00	\$1,000.00	
Valor New Mexico #1193	\$450.00	\$1,000.00	\$1,000.00	
Valor Texas #1163	\$450.00	\$1,000.00	\$1,000.00	
Valor Texas #1181	\$450.00	\$1,000.00	\$1,000.00	
Windstream Iowa Communications #1167	\$450.00	\$1,000.00	\$1,000.00	
Windstream Iowa Communications #1170, #1178	\$450.00	\$1,000.00	\$1,000.00	
Windstream Lakedale, Inc. #1414	\$303.00	\$333.00	\$333.00	(N)
Windstream Lakedale, Inc. #1482	\$303.00	\$333.00	\$333.00	(N)

(TR48)

ACCESS SERVICE

17. Rates and Charges (Cont'd)17.2 Switched Access Service (Cont'd)17.2.1 Nonrecurring Charges (Cont'd)

(A) Local Transport - Installation Per Entrance Facility (Cont'd)

Regulations concerning Local Transport-Installation are
set forth in 6.4.1(B)(1) preceding.

Synchronous Optical Channel

<u>Filing Entity</u>	<u>OC3</u>	<u>OC12</u>	
Windstream North Carolina, Inc.	\$550.00	\$550.00	
Windstream Florida	\$550.00	\$550.00	
Windstream GA. Communications Corp.	\$550.00	\$550.00	
Georgia Windstream, Inc.	\$550.00	\$550.00	
Windstream Kentucky West	\$550.00	\$550.00	
Windstream New York, Inc. - Fulton	\$550.00	\$550.00	
Windstream New York, Inc. - Jamestown	\$550.00	\$550.00	
Windstream New York, Inc. - Red Jacket	\$550.00	\$550.00	
Oklahoma Windstream, Inc.	\$550.00	\$550.00	
Windstream Pennsylvania	\$550.00	\$550.00	
Windstream Sugar Land	\$550.00	\$550.00	
Windstream Georgia	\$550.00	\$550.00	
Windstream Mississippi	\$550.00	\$550.00	
Windstream Missouri	\$550.00	\$550.00	
Windstream Oklahoma	\$550.00	\$550.00	
Windstream South Carolina	\$550.00	\$550.00	
Windstream Western Reserve	\$550.00	\$550.00	
Windstream Alabama	\$550.00	\$550.00	
Texas Windstream	\$550.00	\$550.00	
Windstream Arkansas	\$550.00	\$550.00	
Windstream Standard	\$550.00	\$550.00	
Windstream Communications Kerrville	\$550.00	\$550.00	
Windstream Ohio	\$550.00	\$550.00	
Windstream Concord	\$550.00	\$550.00	
Windstream Lexcom	\$550.00	\$550.00	
Windstream Nebraska	\$550.00	\$550.00	
Windstream Kentucky East - Lexington	\$1,500.00	\$3,000.00	
Windstream Kentucky East - London	\$1,500.00	\$3,000.00	
Valor Oklahoma	\$550.00	\$550.00	
Valor New Mexico 1164	\$550.00	\$550.00	
Valor New Mexico 1193	\$550.00	\$550.00	
Valor Texas 1163	\$550.00	\$550.00	
Valor Texas 1181	\$550.00	\$550.00	
Windstream Lakedale, Inc. #1414	\$550.00	\$550.00	(N) (N)
Windstream Lakedale, Inc. #1482	\$550.00	\$550.00	(N) (N)

(TR48)

ACCESS SERVICE

17. Rates and Charges (Cont'd)17.2 Switched Access Service (Cont'd)17.2.1 Nonrecurring Charges (Cont'd)

(B) Multiplexing - Installation Per Arrangement

High Capacity

<u>Filing Entity</u>	<u>DS1 to Voice</u>	<u>DS3 to DS1</u>
Windstream Kentucky East - Lexington	\$800.00	\$450.00
Windstream Kentucky East - London	\$800.00	\$450.00
Valor Oklahoma	\$800.00	\$450.00
Valor New Mexico #1164	\$800.00	\$450.00
Valor New Mexico #1193	\$800.00	\$450.00
Valor Texas #1163	\$800.00	\$450.00
Valor Texas #1181	\$800.00	\$450.00
Windstream Iowa Communications #1167	\$800.00	\$450.00
Windstream Iowa Communications #1170, #1178	\$800.00	\$450.00

(C) Interim NXX Translation
- Per Order

<u>Filing Entity</u>	<u>Charge</u>	<u>Tariff Reference</u>	
Windstream North Carolina, Inc.	\$68.00	6.10.1	
Windstream Florida	\$68.00	6.10.1	
Windstream GA. Communications Corp.	\$68.00	6.10.1	
Georgia Windstream, Inc.	\$68.00	6.10.1	
Windstream Kentucky West	\$68.00	6.10.1	
Windstream New York, Inc. - Fulton	\$68.00	6.10.1	
Windstream New York, Inc. - Jamestown	\$68.00	6.10.1	
Windstream New York, Inc. - Red Jacket	\$68.00	6.10.1	
Oklahoma Windstream, Inc.	\$68.00	6.10.1	
Windstream Pennsylvania	\$68.00	6.10.1	
Windstream Sugar Land	\$68.00	6.10.1	
Windstream Georgia	\$68.00	6.10.1	
Windstream Mississippi	\$68.00	6.10.1	
Windstream Missouri	\$68.00	6.10.1	
Windstream Oklahoma	\$68.00	6.10.1	
Windstream South Carolina	\$68.00	6.10.1	
Windstream Western Reserve	\$68.00	6.10.1	
Windstream Alabama	\$68.00	6.10.1	
Texas Windstream	\$68.00	6.10.1	
Windstream Arkansas	\$68.00	6.10.1	
Windstream Standard	\$68.00	6.10.1	
Windstream Communications Kerrville	\$68.00	6.10.1	
Windstream Ohio	\$68.00	6.10.1	
Windstream Concord	\$68.00	6.10.1	
Windstream Lexcom	\$68.00	6.10.1	
Valor Oklahoma #1165	\$22.00	6.10.1	
Valor New Mexico #1164	\$22.00	6.10.1	
Valor New Mexico #1193	\$22.00	6.10.1	
Valor Texas #1163	\$22.00	6.10.1	
Valor Texas #1181	\$22.00	6.10.1	
Windstream Lakedale, Inc. #1414	\$68.00	6.10.1	(N)
Windstream Lakedale, Inc. #1482	\$68.00	6.10.1	(N)

(TR48)

Issued: June 16, 2011

Effective: July 1, 2011

4001 Rodney Parham Road
Little Rock, Arkansas 72212

ACCESS SERVICE

17. Rates and Charges (Cont'd)17.2 Switched Access Service (Cont'd)17.2.1 Nonrecurring Charges (Cont'd)

	<u>Rates</u>	
(D) CCS7 Access - Installation		
- Per 56 Kbps Digital Facility		
Windstream Nebraska	234.50	
Windstream Kentucky East - Lexington	250.00	
Windstream Kentucky East - London	250.00	
Valor Oklahoma	100.00	
Valor New Mexico #1164	100.00	
Valor New Mexico #1193	100.00	
Valor Texas #1163	100.00	
Valor Texas #1181	100.00	
Windstream Iowa Communications #1167	100.00	(N)
Windstream Iowa Communications #1170,#1178	100.00	(N)
- Per DS1 Digital Facility		
Valor Oklahoma	1500.00	
Valor New Mexico #1164	1500.00	
Valor New Mexico #1193	1500.00	
Valor Texas #1163	1500.00	
Valor Texas #1181	1500.00	
Windstream Iowa Communications #1167	1500.00	(N)
Windstream Iowa Communications #1170,#1178	1500.00	(N)
(E) FGA Usage Sensitive Credit Allowance		
- Credit Per Originating FGA Access Minute #		
Oklahoma #1165	0.0013791	
New Mexico #1164	0.0013791	
New Mexico #1193	0.0013791	
Texas #1163	0.0013791	
Texas #1181	0.0013791	
Windstream Iowa Communications #1167	0.0001753	(N)

(TR44)

ACCESS SERVICE

17. Rates and Charges (Cont'd)17.2 Switched Access Service (Cont'd)17.2.2 Local Transport(A) Local Transport

Regulations concerning Local Transport are set forth in 6.1.3(A) preceding.

Premium AccessEntrance Facility Per Termination, per month

<u>Filing Entity</u>	<u>Voice Grade</u>	
	<u>Two Wire</u>	<u>Four Wire</u>
Windstream North Carolina, Inc.	\$ 11.80	\$ 18.88
Windstream Florida	12.89	20.62
Windstream GA. Communications Corp.	13.12	20.99
Georgia Windstream, Inc.	13.12	20.99
Windstream Kentucky West	32.51	52.02
Windstream New York, Inc. - Fulton	19.44	31.10
Windstream New York, Inc. - Jamestown	19.44	31.10
Windstream New York, Inc. - Red Jacket	19.44	31.10
Oklahoma Windstream, Inc.	13.12	21.00
Windstream Pennsylvania	15.47	24.76
Windstream Sugar Land	18.53	29.65
Windstream Georgia	13.12	20.99
Windstream Mississippi	20.66	33.05
Windstream Missouri	13.96	22.34
Windstream Oklahoma	13.12	21.00
Windstream South Carolina	11.80	18.88
Windstream Western Reserve	9.66	15.45
Windstream Alabama	18.90	30.24
Texas Windstream	17.71	28.34
Windstream Arkansas	9.58	15.33
Windstream Standard	8.52	13.63
Windstream Communications Kerrville	16.84	26.95
Windstream Ohio	7.43	11.88
Windstream Concord	23.86	38.17
Windstream Lexcom	17.34	27.74
Windstream Nebraska	16.17	25.97
Windstream Kentucky East - Lexington	28.42	42.61
Windstream Kentucky East - London	33.52	47.99
Valor Oklahoma #1165	32.00	56.00
Valor New Mexico #1164	32.00	56.00
Valor New Mexico #1193	32.00	56.00
Valor Texas #1163	37.50	52.35
Valor Texas #1181	31.00	44.50
Windstream Iowa Communications #1167	30.45	45.57
Windstream Iowa Communications #1170, #1178	34.01	51.58
Windstream Lakedale, Inc. #1414	33.84	54.15 (N) (N)
Windstream Lakedale, Inc. #1482	25.04	40.06 (N) (N)

(TR48)

ACCESS SERVICE

17. Rates and Charges (Cont'd)17.2 Switched Access Service (Cont'd)17.2.2 Local Transport (Cont'd)(A) Local Transport (Cont'd)Premium Access (Cont'd)Entrance Facility Per Termination, per month (Cont'd)

<u>Filing Entity</u>	<u>DS1</u>	<u>High Capacity</u>	
		<u>Electrical</u> <u>DS3</u>	<u>Optical</u> <u>DS3</u>
Windstream North Carolina, Inc.	\$ 71.18	\$ 1254.03	\$ 1254.03
Windstream Florida	77.74	1369.52	1369.52
Windstream GA. Communications Corp.	70.01	1394.00	1394.00
Georgia Windstream, Inc.	70.01	1394.00	1394.00
Windstream Kentucky West	196.10	3454.73	3454.73
Windstream New York, Inc. - Fulton	181.83	1927.70	1927.70
Windstream New York, Inc. - Jamestown	181.83	1927.70	1927.70
Windstream New York, Inc. - Red Jacket	181.83	1927.70	1927.70
Oklahoma Windstream, Inc.	79.17	1394.70	1394.70
Windstream Pennsylvania	111.02	1033.22	1033.22
Windstream Sugar Land	40.00	1969.16	1969.16 (R)
Windstream Georgia	70.01	1394.00	1394.00
Windstream Mississippi	124.60	2195.14	2195.14
Windstream Missouri	110.97	1149.55	1149.55
Windstream Oklahoma	79.17	1394.70	1394.70
Windstream South Carolina	71.16	1253.65	1253.65
Windstream Western Reserve	95.50	1510.02	1510.02
Windstream Alabama	114.01	2008.58	2008.58
Texas Windstream	106.83	1882.06	1882.06
Windstream Arkansas	76.17	789.02	789.02
Windstream Standard	80.95	905.50	905.50
Windstream Communications Kerrville	133.88	1386.85	1386.85
Windstream Ohio	70.55	789.18	789.18
Windstream Concord	143.91	2535.25	2535.25
Windstream Lexcom	104.58	1427.69	1427.69
Windstream Nebraska - Zone 1	84.50	1182.00	1205.00
Windstream Nebraska - Zone 2	94.77	1198.00	1217.00
Windstream Nebraska - Zone 3	119.23	1474.00	1516.00
Windstream Kentucky East - Lexington	275.00	1200.00	885.00
Windstream Kentucky East - London	366.21	3883.24	3883.24
Valor Oklahoma #1165	275.00	1500.00	1125.00
Valor New Mexico #1164	235.00	1500.00	1125.00
Valor New Mexico #1193	205.00	1500.00	1125.00
Valor Texas #1163 - Zone 1	250.00	1089.98	1089.98
Valor Texas #1163 - Zone 2	265.00	1089.98	1089.98
Valor Texas #1163 - Zone 3	285.00	1089.98	1089.98
Valor Texas #1181	262.83	1100.00	1000.00
Windstream Iowa Communications #1167	300.00	1750.00	1750.00
Windstream Iowa Communications #1170, #1178	304.91	3614.46	3614.46
Windstream Lakedale, Inc. #1414	204.13	2786.79	2786.79 (N) (N) (N)
Windstream Lakedale, Inc. #1482	151.01	2061.55	2061.55 (N) (N) (N)

(TR48)

ACCESS SERVICE

17. Rates and Charges (Cont'd)17.2 Switched Access Service (Cont'd)17.2.2 Local Transport (Cont'd)(A) Local Transport (Cont'd)Premium Access (Cont'd)Entrance Facility Per Termination, per month (Cont'd)Synchronous Optical Channel

<u>Filing Entity</u>	<u>OC3</u>	<u>OC12</u>		
Windstream North Carolina, Inc.	\$ 991.28	\$ 1109.29		
Windstream Florida	1263.00	1417.66		
Windstream GA. Communications Corp.	1705.36	2033.31		
Georgia Windstream, Inc.	1705.36	2033.31		
Windstream Kentucky West	2763.39	3088.49		
Windstream New York, Inc. - Fulton	1496.91	1749.64		
Windstream New York, Inc. - Jamestown	1496.91	1749.64		
Windstream New York, Inc. - Red Jacket	1496.91	1749.64		
Oklahoma Windstream, Inc.	1010.60	1181.22		
Windstream Pennsylvania	1423.58	1562.85		
Windstream Sugar Land	1389.80	1575.10		
Windstream Georgia	1705.36	2033.31		
Windstream Mississippi	1755.86	1962.43		
Windstream Missouri	1214.51	1368.06		
Windstream Oklahoma	1010.60	1181.22		
Windstream South Carolina	1002.78	1120.75		
Windstream Western Reserve	1110.51	1303.64		
Windstream Alabama	2457.21	2929.75		
Texas Windstream	1328.32	1505.43		
Windstream Arkansas	1245.61	1485.15		
Windstream Standard	1107.75	1320.78		
Windstream Communications Kerrville	1263.12	1431.54		
Windstream Ohio	965.45	151.12		
Windstream Concord	2004.05	2242.63		
Windstream Lexcom	1456.35	1629.73		
Windstream Nebraska	1736.95	2097.37		
Windstream Kentucky East - Lexington	925.00	2125.00		
Windstream Kentucky East - London	925.00	2125.00		
Valor Oklahoma	1606.10	1782.95		
Valor New Mexico #1164	1606.10	1782.95		
Valor New Mexico #1193	1606.10	1782.95		
Valor Texas #1163	1606.10	1782.95		
Valor Texas #1181	1606.10	1782.95		
Windstream Lakedale, Inc. #1414	2842.74	3181.16	(N)	(N)
Windstream Lakedale, Inc. #1482	2102.94	2353.29	(N)	(N)

(TR48)

ACCESS SERVICE

17. Rates and Charges (Cont'd)17.2 Switched Access Service (Cont'd)17.2.2 Local Transport(A) Local Transport (Cont'd)Premium Access (Cont'd)Direct Trunked Transport (Cont'd)

Voice Grade

<u>Filing Entity</u>	<u>Direct Trunked Facility per Mile</u>	<u>Direct Trunked Termination per Termination</u>		
Windstream North Carolina, Inc.	\$ 0.66	\$ 7.52		
Windstream Florida	0.72	8.22		
Windstream GA. Communications Corp.	0.73	8.36		
Georgia Windstream, Inc.	0.73	8.36		
Windstream Kentucky West	1.81	24.38		
Windstream New York, Inc. - Fulton	2.48	21.27		
Windstream New York, Inc. - Jamestown	2.48	21.27		
Windstream New York, Inc. - Red Jacket	2.48	21.27		
Oklahoma Windstream, Inc.	0.59	7.79		
Windstream Pennsylvania	0.86	11.61		
Windstream Sugar Land	1.03	11.81		
Windstream Georgia	0.73	8.36		
Windstream Mississippi	1.15	15.49		
Windstream Missouri	0.63	8.28		
Windstream Oklahoma	0.59	7.79		
Windstream South Carolina	0.66	8.85		
Windstream Western Reserve	0.15	4.65		
Windstream Alabama	1.05	14.18		
Texas Windstream	0.79	10.51		
Windstream Arkansas	0.43	5.68		
Windstream Standard	0.47	6.39		
Windstream Communications Kerrville	0.75	9.99		
Windstream Ohio	0.41	5.57		
Windstream Concord	1.33	17.89		
Windstream Lexcom	0.78	12.11		
Windstream Nebraska	1.15	11.78		
Windstream Kentucky East - Lexington	4.70	-		
Windstream Kentucky East - London	1.24	22.00		
Valor Oklahoma #1165	5.29	5.00		
Valor New Mexico #1164	5.25	38.15		
Valor New Mexico #1193	1.37	35.07		
Valor Texas #1163	4.95	11.78		
Valor Texas #1181	2.55	11.78		
Windstream Iowa Communications #1167	5.03	-		
Windstream Iowa Communications #1170, #1178	2.05	20.40		
Windstream Lakedale, Inc. #1414	1.52	23.64	(N)	(N)
Windstream Lakedale, Inc. #1482	1.12	17.48	(N)	(N)

(TR48)

Issued: June 16, 2011

Effective: July 1, 2011

4001 Rodney Parham Road
Little Rock, Arkansas 72212

ACCESS SERVICE

17. Rates and Charges (Cont'd)17.2 Switched Access Service (Cont'd)17.2.2 Local Transport(A) Local Transport (Cont'd)Premium Access (Cont'd)Direct Trunked Transport (Cont'd)

High Capacity DS1

<u>Filing Entity</u>	<u>Direct Trunked Facility per Mile</u>	<u>Direct Trunked Termination per Termination</u>		
Windstream North Carolina, Inc.	\$ 12.78	\$ 11.95		
Windstream Florida	8.95	7.52		
Windstream GA. Communications Corp.	9.00	7.65		
Georgia Windstream, Inc.	9.00	7.65		
Windstream Kentucky West	35.20	32.93		
Windstream New York, Inc. - Fulton	16.85	12.35		
Windstream New York, Inc. - Jamestown	16.85	12.35		
Windstream New York, Inc. - Red Jacket	16.85	12.35		
Oklahoma Windstream, Inc.	9.11	7.66		
Windstream Pennsylvania	10.33	12.40		
Windstream Sugar Land	5.00	10.81	(R)	
Windstream Georgia	9.00	7.65		
Windstream Mississippi	21.15	20.92		
Windstream Missouri	9.38	11.36		
Windstream Oklahoma	9.11	7.66		
Windstream South Carolina	12.77	11.95		
Windstream Western Reserve	11.00	13.05		
Windstream Alabama	20.46	19.14		
Texas Windstream	9.50	10.33		
Windstream Arkansas	5.10	7.80		
Windstream Standard	5.92	4.97		
Windstream Communications Kerrville	8.00	13.71		
Windstream Ohio	5.16	4.33		
Windstream Concord	25.83	24.16		
Windstream Lexcom	10.00	12.69	(R)	
Windstream Nebraska - Zone 1	11.49	133.00		
Windstream Nebraska - Zone 2	11.49	133.00		
Windstream Nebraska - Zone 3	12.38	168.54		
Windstream Kentucky East - Lexington	10.91	29.40		
Windstream Kentucky East - London	15.15	40.70		
Valor Oklahoma #1165 - Zone 1	15.00	46.00		
Valor Oklahoma #1165 - Zone 2	15.00	46.00		
Valor Oklahoma #1165 - Zone 3	15.00	43.00		
Valor New Mexico #1164	6.80	25.51		
Valor New Mexico #1193	7.25	23.76		
Valor Texas #1163 - Zone 1	13.50	54.65		
Valor Texas #1163 - Zone 2	15.75	54.65		
Valor Texas #1163 - Zone 3	15.75	54.65		
Valor Texas #1181	11.73	32.99		
Windstream Iowa Communications #1167	15.54	75.00		
Windstream Iowa Communications #1170, #1178	15.54	75.00		
Windstream Lakedale, Inc. #1414	36.64	111.57	(N)	(N)
Windstream Lakedale, Inc. #1482	27.10	82.53	(N)	(N)

(TR48)

Issued: June 16, 2011

Effective: July 1, 2011

4001 Rodney Parham Road
Little Rock, Arkansas 72212

ACCESS SERVICE

17. Rates and Charges (Cont'd)17.2 Switched Access Service (Cont'd)17.2.2 Local Transport(A) Local Transport (Cont'd)Premium Access (Cont'd)Direct Trunked Transport (Cont'd)

High Capacity DS3

<u>Filing Entity</u>	<u>Direct Trunked Facility per Mile</u>	<u>Direct Trunked Termination per Termination</u>		
Windstream North Carolina, Inc.	\$ 51.92	\$ 429.13		
Windstream Florida	26.85	468.65		
Windstream GA. Communications Corp.	27.33	431.48		
Georgia Windstream, Inc.	27.33	431.48		
Windstream Kentucky West	143.05	1182.21		
Windstream New York, Inc. - Fulton	84.99	908.66		
Windstream New York, Inc. - Jamestown	84.99	908.66		
Windstream New York, Inc. - Red Jacket	84.99	908.66		
Oklahoma Windstream, Inc.	27.34	431.69		
Windstream Pennsylvania	67.65	723.26		
Windstream Sugar Land	38.61	609.50		
Windstream Georgia	27.33	431.48		
Windstream Mississippi	90.89	751.18		
Windstream Missouri	61.42	507.63		
Windstream Oklahoma	27.34	431.69		
Windstream South Carolina	51.91	429.00		
Windstream Western Reserve	45.59	451.36		
Windstream Alabama	83.17	687.34		
Texas Windstream	36.90	582.54		
Windstream Arkansas	42.16	348.43		
Windstream Standard	17.75	309.86		
Windstream Communications Kerrville	74.10	612.43		
Windstream Ohio	15.47	270.06		
Windstream Concord	104.97	867.56		
Windstream Lexcom	76.29	630.46		
Windstream Nebraska - Zone 1	114.94	510.00		
Windstream Nebraska - Zone 2	114.94	510.00		
Windstream Nebraska - Zone 3	129.44	646.28		
Windstream Kentucky East - Lexington	35.61	356.10		
Windstream Kentucky East - London	86.00	670.00		
Valor Oklahoma #1165 - Zone 1	23.84	239.00		
Valor Oklahoma #1165 - Zone 2	45.00	450.00		
Valor Oklahoma #1165 - Zone 3	60.00	500.00		
Valor New Mexico #1164	42.50	409.80		
Valor New Mexico #1193	43.23	486.48		
Valor Texas #1163 - Zone 1	28.20	261.53		
Valor Texas #1163 - Zone 2	41.20	408.05		
Valor Texas #1163 - Zone 3	47.25	450.00		
Valor Texas #1181	57.88	425.00		
Windstream Iowa Communications #1167	29.50	459.65		
Windstream Iowa Communications #1170, #1178	78.49	509.39		
Windstream Lakedale, Inc. #1414	148.91	1230.63	(N)	(N)
Windstream Lakedale, Inc. #1482	110.15	910.37	(N)	(N)

(TR48)

ACCESS SERVICE

17. Rates and Charges (Cont'd)17.2 Switched Access Service (Cont'd)17.2.2 Local Transport(A) Local Transport (Cont'd)Premium Access (Cont'd)Direct Trunked Transport (Cont'd)

Synchronous Optical Channel OC3

<u>Filing Entity</u>	<u>Direct Trunked Facility per Mile</u>	<u>Direct Trunked Termination per Termination</u>		
Windstream North Carolina, Inc.	\$ 70.81	\$ 755.26		
Windstream Florida	103.10	966.58		
Windstream GA. Communications Corp.	157.42	1298.70		
Georgia Windstream, Inc.	157.42	1298.70		
Windstream Kentucky West	227.57	2113.18		
Windstream New York, Inc. - Fulton	136.08	1146.99		
Windstream New York, Inc. - Jamestown	136.08	1146.99		
Windstream New York, Inc. - Red Jacket	136.08	1146.99		
Oklahoma Windstream, Inc.	91.87	774.36		
Windstream Pennsylvania	123.79	1021.27		
Windstream Sugar Land	111.18	926.53		
Windstream Georgia	157.42	1298.70		
Windstream Mississippi	144.60	1342.72		
Windstream Missouri	97.72	865.51		
Windstream Oklahoma	91.87	774.36		
Windstream South Carolina	82.58	766.83		
Windstream Western Reserve	86.91	772.53		
Windstream Alabama	226.82	1890.16		
Texas Windstream	106.27	974.10		
Windstream Arkansas	114.98	948.58		
Windstream Standard	102.25	843.60		
Windstream Communications Kerrville	101.05	842.08		
Windstream Ohio	89.12	735.23		
Windstream Concord	143.15	1526.90		
Windstream Lexcom	104.03	1109.60		
Windstream Nebraska	154.99	1313.57		
Windstream Kentucky East - Lexington	160.00	-		
Windstream Kentucky East - London	160.00	-		
Valor Oklahoma	132.81	788.28		
Valor New Mexico #1164	132.81	788.28		
Valor New Mexico #1193	132.81	788.28		
Valor Texas #1163	132.81	788.28		
Valor Texas #1181	132.81	788.28		
Windstream Lakedale, Inc. #1414	203.05	2165.90	(N)	(N)
Windstream Lakedale, Inc. #1482	150.21	1602.24	(N)	(N)

(TR48)

ACCESS SERVICE

17. Rates and Charges (Cont'd)17.2 Switched Access Service (Cont'd)17.2.2 Local Transport(A) Local Transport (Cont'd)Premium Access (Cont'd)Direct Trunked Transport (Cont'd)

Synchronous Optical Channel OC12

<u>Filing Entity</u>	<u>Direct Trunked</u>	<u>Direct Trunked</u>		
	<u>Facility</u> <u>per Mile</u>	<u>Termination</u> <u>per Termination</u>		
Windstream North Carolina, Inc.	\$ 118.01	\$ 873.27		
Windstream Florida	167.54	1095.46		
Windstream GA. Communications Corp.	236.13	1508.59		
Georgia Windstream, Inc.	236.13	1508.59		
Windstream Kentucky West	357.61	2438.28		
Windstream New York, Inc. - Fulton	194.40	1360.83		
Windstream New York, Inc. - Jamestown	194.40	1360.83		
Windstream New York, Inc. - Red Jacket	194.40	1360.83		
Oklahoma Windstream, Inc.	131.25	918.73		
Windstream Pennsylvania	201.16	1470.00		
Windstream Sugar Land	157.51	1037.72		
Windstream Georgia	236.13	1508.59		
Windstream Mississippi	227.23	1549.29		
Windstream Missouri	153.56	1005.11		
Windstream Oklahoma	131.25	918.73		
Windstream South Carolina	129.77	884.80		
Windstream Western Reserve	135.19	917.38		
Windstream Alabama	359.13	2173.68		
Texas Windstream	159.40	1098.08		
Windstream Arkansas	172.47	1101.89		
Windstream Standard	153.38	979.94		
Windstream Communications Kerrville	143.15	943.13		
Windstream Ohio	133.68	854.06		
Windstream Concord	238.58	1765.48		
Windstream Lexcom	173.38	1282.98		
Windstream Nebraska	227.84	1517.17		
Windstream Kentucky East - Lexington	230.00	-		
Windstream Kentucky East - London	230.00	-		
Valor Oklahoma	212.50	1457.50		
Valor New Mexico #1164	212.50	1457.50		
Valor New Mexico #1193	212.50	1457.50		
Valor Texas #1163	212.50	1457.50		
Valor Texas #1181	212.50	1457.50		
Windstream Lakedale, Inc. #1414	338.42	2504.32	(N)	(N)
Windstream Lakedale, Inc. #1482	250.35	1852.59	(N)	(N)

(TR48)

ACCESS SERVICE

17. Rates and Charges (Cont'd)17.2 Switched Access Service (Cont'd)17.2.2 Local Transport(A) Local Transport (Cont'd)Premium Access (Cont'd)Multiplexing

Per arrangement

<u>Filing Entity</u>	<u>DS3 to DS1</u>	<u>DS1 to Voice</u>		
Windstream North Carolina, Inc.	\$ 302.10	\$ 149.70		
Windstream Florida	302.10	149.70		
Windstream GA. Communications Corp.	302.10	149.70		
Georgia Windstream, Inc.	302.10	149.70		
Windstream Kentucky West	302.10	149.70		
Windstream New York, Inc. - Fulton	302.10	149.70		
Windstream New York, Inc. - Jamestown	302.10	149.70		
Windstream New York, Inc. - Red Jacket	302.10	149.70		
Oklahoma Windstream, Inc.	302.10	149.70		
Windstream Pennsylvania	302.10	149.70		
Windstream Sugar Land	302.10	149.70		
Windstream Georgia	302.10	149.70		
Windstream Mississippi	302.10	149.70		
Windstream Missouri	302.10	149.70		
Windstream Oklahoma	302.10	149.70		
Windstream South Carolina	302.10	149.70		
Windstream Western Reserve	302.10	149.70		
Windstream Alabama	302.10	149.70		
Texas Windstream	302.10	149.70		
Windstream Arkansas	302.10	149.70		
Windstream Standard	302.10	149.70		
Windstream Communications Kerrville	302.10	149.70		
Windstream Ohio	302.10	149.70		
Windstream Concord	302.10	149.70		
Windstream Lexcom	317.21	157.19		
Windstream Nebraska	279.89	377.90		
Windstream Kentucky East - Lexington	356.15	147.18		
Windstream Kentucky East - London	500.00	205.06		
Valor Oklahoma #1165 - Zone 1	315.00	275.00		
Valor Oklahoma #1165 - Zone 2	450.00	275.00		
Valor Oklahoma #1165 - Zone 3	450.00	275.00		
Valor New Mexico #1164	450.00	316.00		
Valor New Mexico #1193	358.38	190.00		
Valor Texas #1163 - Zone 1	277.13	175.00		
Valor Texas #1163 - Zone 2	419.15	200.00		
Valor Texas #1163 - Zone 3	468.25	210.00		
Valor Texas #1181	472.50	204.00		
Windstream Iowa Communications #1167	500.00	168.58		
Windstream Iowa Communications #1170, #1178	509.00	201.50		
Windstream Lakedale, Inc. #1414	302.10	302.10	(N)	(N)
Windstream Lakedale, Inc. #1482	302.10	302.10	(N)	(N)

(TR48)

ACCESS SERVICE

17. Rates and Charges (Cont'd)17.2 Switched Access Service (Cont'd)17.2.2 Local Transport (Cont'd)(A) Local Transport (Cont'd)Premium Access (Cont'd)Carrier Identification Parameter (CIP)

<u>Filing Entity</u>	<u>Voice Grade</u>	<u>DS1</u>	<u>DS3</u>
Windstream North Carolina, Inc.	\$ 2.94	\$ 70.56	\$ 1975.68
Windstream Florida	3.54	84.96	2378.88
Windstream GA. Communications Corp.	2.86	68.64	1921.92
Georgia Windstream, Inc.	2.86	68.64	1921.92
Windstream Kentucky West	2.92	70.08	1962.24
Windstream New York, Inc. - Fulton	3.34	80.16	2244.48
Windstream New York, Inc. - Jamestown	3.34	80.16	2244.48
Windstream New York, Inc. - Red Jacket	3.34	80.16	2244.48
Oklahoma Windstream, Inc.	3.87	92.88	2600.64
Windstream Pennsylvania	4.08	97.92	2741.76
Windstream Sugar Land	3.44	82.56	2311.68
Windstream Georgia	2.86	68.64	1921.92
Windstream Mississippi	3.55	85.20	2385.60
Windstream Missouri	4.49	107.76	3017.28
Windstream Oklahoma	3.87	92.88	2600.64
Windstream South Carolina	3.19	76.56	2143.68
Windstream Western Reserve	2.82	67.68	1895.04
Windstream Alabama	2.91	69.84	1955.52
Texas Windstream	4.25	102.00	2856.00
Windstream Arkansas	4.32	103.68	2903.04

<u>Filing Entity</u>	<u>Non-Recurring Charge-per CIC, Per End Office Direct Trunk Group</u>	<u>Non-Recurring Charge-per CIC, Per Access Tandem Direct Trunk Group</u>	<u>Monthly Recurring Charges Per Trunk</u>
Windstream Kentucky East - Lexington	\$80.00	\$1,120.00	\$0.46
Windstream Kentucky East - London	80.00	1,120.00	0.46
Valor Oklahoma	80.00	1,120.00	0.46
Valor New Mexico #1164	80.00	1,120.00	0.46
Valor New Mexico #1193	80.00	1,120.00	0.46
Valor Texas #1163	80.00	1,120.00	0.46
Valor Texas #1181	80.00	1,120.00	0.46
Windstream Iowa Communications #1167	80.00	1,120.00	0.46 (N) (N) (N)
Windstream Iowa Communications #1170, #1178	80.00	1,120.00	0.46 (N) (N) (N)

(TR44)

Issued: December 17, 2010

Effective: January 1, 2011

4001 Rodney Parham Road
Little Rock, Arkansas 72212

ACCESS SERVICE

17. Rates and Charges (Cont'd)17.2 Switched Access Service (Cont'd)17.2.2 Local Transport (Cont'd)(A) Local Transport (Cont'd)Premium Access (Cont'd)Tandem Switched TransportTandem Switched Facility - Per Access Minute per Mile

<u>Filing Entity</u>	<u>Rate</u>		<u>Rate</u>		<u>(C)</u>
	<u>Originating</u>	<u>Terminating</u>	<u>3rd Party</u>	<u>End Office</u>	
	8YY	Non-8YY			
Windstream North Carolina, Inc.	\$ *	0.000135	0.000135	0.000000	
Windstream Florida	*	0.000034	0.000034	0.000000	
Windstream GA. Communications Corp.	*	0.000117	0.000117	0.000000	
Georgia Windstream, Inc.	*	0.000117	0.000117	0.000000	
Windstream Kentucky West	0.000000 (R)	0.000100	0.000100	0.000000	
Windstream New York, Inc. - Fulton	*	0.000150	0.000150	0.000000	
Windstream New York, Inc. - Jamestown	*	0.000150	0.000150	0.000000	
Windstream New York, Inc. - Red Jacket	*	0.000150	0.000150	0.000000	
Oklahoma Windstream, Inc.	*	0.000223	0.000223	0.000000	
Windstream Pennsylvania	*	0.000140	0.000140	0.000000	
Windstream Sugar Land	*	0.000100	0.000100	0.000000	
Windstream Georgia	*	0.000117	0.000117	0.000000	
Windstream Mississippi	0.000000 (R)	0.000214	0.000214	0.000000	
Windstream Missouri	*	0.000198	0.000198	0.000000	
Windstream Oklahoma	*	0.000223	0.000223	0.000000	
Windstream South Carolina	0.000000 (R)	0.000243	0.000243	0.000000	
Windstream Western Reserve	*	0.000150	0.000150	0.000000	
Windstream Alabama	0.000000 (R)	0.000393	0.000393	0.000000	
Texas Windstream	*	0.000127	0.000127	0.000000	
Windstream Arkansas	*	0.000145	0.000145	0.000000	
Windstream Standard	*	0.000091	0.000091	0.000000	
Windstream Communications Kerrville	*	0.000030	0.000030	0.000000	
Windstream Ohio	*	0.000248	0.000248	0.000000	
Windstream Concord	*	0.000090	0.000090	0.000000	
Windstream Lexcom	*	0.000013	0.000013	0.000000	
Windstream Nebraska - Zone 1	*	0.0000300	0.0000300	0.000000	
Windstream Nebraska - Zone 2	*	0.0000440	0.0000440	0.000000	
Windstream Nebraska - Zone 3	*	0.0000440	0.0000440	0.000000	
Windstream Kentucky East - Lexington	*	0.0000142	0.0000142	0.000000	
Windstream Kentucky East - London	0.000000 (R)	0.0000921	0.0000921	0.000000	
Valor Oklahoma #1165 - Zone 1	*	0.0000950	0.0000950	0.000000	
Valor Oklahoma #1165 - Zone 2	*	0.0000950	0.0000950	0.000000	
Valor Oklahoma #1165 - Zone 3	*	0.0000950	0.0000950	0.000000	
Valor New Mexico #1164	*	0.0001120	0.0001120	0.000000	
Valor New Mexico #1193	*	0.0001288	0.0001288	0.000000	
Valor Texas #1163 - Zone 1	*	0.0002300	0.0002300	0.000000	
Valor Texas #1163 - Zone 2	*	0.0001500	0.0001500	0.000000	
Valor Texas #1163 - Zone 3	*	0.0001000	0.0001000	0.000000	
Valor Texas #1181	*	0.0000530	0.0000530	0.000000	
Windstream Iowa Communications #1167	*	0.0001225	0.0001225	0.000000	
Windstream Iowa Communications #1170, #1178	*	0.0001066	0.0001066	0.000000	
Windstream Lakedale, Inc. #1414	0.000000 (R)	0.0000650	0.0000650	0.000000	
Windstream Lakedale, Inc. #1482	0.000000 (R)	0.0000130	0.0000130	0.000000	(C)

* Included in Tandem Switching rate.

(TR 110)

Issued: June 16, 2021

Effective: July 1, 2021

Senior Regulatory Counsel
4001 Rodney Parham Road
Little Rock, Arkansas 72212

ACCESS SERVICE

17. Rates and Charges (Cont'd)17.2 Switched Access Service (Cont'd)17.2.2 Local Transport (Cont'd)(A) Local Transport (Cont'd)Premium Access (Cont'd)Tandem Switched TransportTandem Switched Termination, Per Access Minute per Termination

Filing Entity	Rate		Terminating		(C)
	Originating		3 rd Party	End Office	
	8YY	Non-8YY			
Windstream North Carolina, Inc.	\$ *	0.000486	0.000486	0.0000000	
Windstream Florida	*	0.000075	0.000075	0.0000000	
Windstream GA. Communications Corp.	*	0.000366	0.000366	0.0000000	
Georgia Windstream, Inc.	*	0.000366	0.000366	0.0000000	
Windstream Kentucky West	\$0.00000 (R)	0.000248	0.000248	0.0000000	
Windstream New York, Inc. - Fulton	*	0.000438	0.000438	0.0000000	
Windstream New York, Inc. - Jamestown	*	0.000438	0.000438	0.0000000	
Windstream New York, Inc. - Red Jacket	*	0.000438	0.000438	0.0000000	
Oklahoma Windstream, Inc.	*	0.000703	0.000703	0.0000000	
Windstream Pennsylvania	*	0.000584	0.000584	0.0000000	
Windstream Sugar Land	*	0.000600	0.000600	0.0000000	
Windstream Georgia	*	0.000366	0.000366	0.0000000	
Windstream Mississippi	0.00000 (R)	0.001000	0.001000	0.0000000	
Windstream Missouri	*	0.001000	0.001000	0.0000000	
Windstream Oklahoma	*	0.000703	0.000703	0.0000000	
Windstream South Carolina	0.00000 (R)	0.000615	0.000615	0.0000000	
Windstream Western Reserve	*	0.000500	0.000500	0.0000000	
Windstream Alabama	0.00000 (R)	0.001096	0.001096	0.0000000	
Texas Windstream	*	0.000600	0.000600	0.0000000	
Windstream Arkansas	*	0.000443	0.000443	0.0000000	
Windstream Standard	*	0.000220	0.000220	0.0000000	
Windstream Communications Kerrville	*	0.000065	0.000065	0.0000000	
Windstream Ohio	*	0.000545	0.000545	0.0000000	
Windstream Concord	*	0.000211	0.000211	0.0000000	
Windstream Lexcom	*	0.000039	0.000039	0.0000000	
Windstream Nebraska - Zone 1	*	0.0009640	0.0009640	0.0000000	
Windstream Nebraska - Zone 2	*	0.0012000	0.0012000	0.0000000	
Windstream Nebraska - Zone 3	*	0.0012750	0.0012750	0.0000000	
Windstream Kentucky East - Lexington	*	0.0000479	0.0000479	0.0000000	
Windstream Kentucky East - London	0.00000 (R)	0.0002756	0.0002756	0.0000000	
Valor Oklahoma #1165 - Zone 1	*	0.0007450	0.0007450	0.0000000	
Valor Oklahoma #1165 - Zone 2	*	0.0007450	0.0007450	0.0000000	
Valor Oklahoma #1165 - Zone 3	*	0.0007450	0.0007450	0.0000000	
Valor New Mexico #1164	*	0.0000990	0.0000990	0.0000000	
Valor New Mexico #1193	*	0.0005030	0.0005030	0.0000000	
Valor Texas #1163 - Zone 1	*	0.0004500	0.0004500	0.0000000	
Valor Texas #1163 - Zone 2	*	0.0003000	0.0003000	0.0000000	
Valor Texas #1163 - Zone 3	*	0.0002500	0.0002500	0.0000000	
Valor Texas #1181	*	0.0001512	0.0001512	0.0000000	
Windstream Iowa Communications #1167	*	0.0007642	0.0007642	0.0000000	
Windstream Iowa Communications #1170, #1178	*	0.0006645	0.0006645	0.0000000	
Windstream Lakedale, Inc. #1414	0.00000 (R)	0.0001990	0.0001990	0.0000000	
Windstream Lakedale, Inc. #1482	0.00000 (R)	0.0000400	0.0000400	0.0000000	(C)

* Included in Tandem Switching rate.

(TR 110)

Issued: June 16, 2021

Effective: July 1, 2021

Senior Regulatory Counsel
4001 Rodney Parham Road
Little Rock, Arkansas 72212

ACCESS SERVICE

17. Rates and Charges (Cont'd)17.2 Switched Access Service (Cont'd)17.2.2 Local Transport(A) Local Transport (Cont'd)Premium Access (Cont'd)Tandem Switched TransportTandem Switching, Per Access Minute per Tandem

<u>Filing Entity</u>	<u>Rate</u>		<u>Terminating</u>		
	Originating		3 rd Party	End Office (C)	
	8YY	Non-8YY			
Windstream North Carolina, Inc.	\$ 0.00100 (R)	0.003518	0.003518	0.000000	
Windstream Florida	0.00100 (R)	0.001560	0.001560	0.000000	
Windstream GA. Communications Corp.	0.00100 (R)	0.001651	0.001651	0.000000	
Georgia Windstream, Inc.	0.00100 (R)	0.001651	0.001651	0.000000	
Windstream Kentucky West	0.00000	0.000000	0.000000	0.000000	
Windstream New York, Inc. - Fulton	0.00100 (I)	0.000301	0.000301	0.000000	
Windstream New York, Inc. - Jamestown	0.00100 (I)	0.000301	0.000301	0.000000	
Windstream New York, Inc. - Red Jacket	0.00100 (I)	0.000301	0.000301	0.000000	
Oklahoma Windstream, Inc.	0.00100 (R)	0.000940	0.000940	0.000000	
Windstream Pennsylvania	0.00100 (R)	0.001574	0.001574	0.000000	
Windstream Sugar Land	0.00100 (R)	0.000900	0.000900	0.000000	
Windstream Georgia	0.00100 (R)	0.001651	0.001651	0.000000	
Windstream Mississippi	0.00000	0.000000	0.000000	0.000000	
Windstream Missouri	0.00100 (R)	0.009256	0.009256	0.000000	
Windstream Oklahoma	0.00100 (R)	0.000940	0.000940	0.000000	
Windstream South Carolina	0.00000	0.000000	0.000000	0.000000	
Windstream Western Reserve	0.00100 (R)	0.001030	0.001030	0.000000	
Windstream Alabama	0.00000	0.000000	0.000000	0.000000	
Texas Windstream	0.00100 (R)	0.002491	0.002491	0.000000	
Windstream Arkansas	0.00100 (R)	0.001740	0.001740	0.000000	
Windstream Standard	0.00100 (R)	0.003973	0.003973	0.000000	
Windstream Communications Kerrville	0.00100 (R)	0.002000	0.002000	0.000000	
Windstream Ohio	0.00100 (R)	0.004812	0.004812	0.000000	
Windstream Concord	0.00100 (R)	0.004558	0.004558	0.000000	
Windstream Lexcom	0.00100 (I)	0.000855	0.000855	0.000000	
Windstream Nebraska	0.00100 (R)	0.000390	0.000390	0.000000	
Windstream Kentucky East - Lexington	0.00100 (I)	0.000423	0.000423	0.000000	
Windstream Kentucky East - London	0.00000	0.000000	0.000000	0.000000	
Valor Oklahoma #1165 - Zone 1	0.00100 (R)	0.000400	0.000400	0.000000	
Valor Oklahoma #1165 - Zone 2	0.00100 (R)	0.000400	0.000400	0.000000	
Valor Oklahoma #1165 - Zone 3	0.00100 (R)	0.000400	0.000400	0.000000	
Valor New Mexico #1164	0.00100 (I)	0.000400	0.000400	0.000000	
Valor New Mexico #1193	0.00100 (I)	0.000100	0.000100	0.000000	
Valor Texas #1163 - Zone 1	0.00100 (I)	0.000250	0.000250	0.000000	
Valor Texas #1163 - Zone 2	0.00100 (I)	0.000202	0.000202	0.000000	
Valor Texas #1163 - Zone 3	0.00100 (I)	0.000150	0.000150	0.000000	
Valor Texas #1181	0.00100 (I)	0.000285	0.000285	0.000000	
Windstream Iowa Communications #1167	0.00100 (R)	0.0047439	0.0047439	0.000000	
Windstream Iowa Communications #1170, #1178	0.00100 (R)	0.0044874	0.0044874	0.000000	
Windstream Lakedale, Inc. #1414	0.00000	0.000000	0.000000	0.000000	
Windstream Lakedale, Inc. #1482	0.00000	0.000000	0.000000	0.000000	(C)

(TR 110)

Issued: June 16, 2021

Effective: July 1, 2021

Senior Regulatory Counsel
4001 Rodney Parham Road
Little Rock, Arkansas 72212

ACCESS SERVICE

17. Rates and Charges (Cont'd)17.2 Switched Access Service (Cont'd)17.2.2 Local Transport (Cont'd)(A) Local Transport (Cont'd)Premium Access (Cont'd)Tandem Switched Transport (Cont'd)Tandem Switched Multiplexing, Per Access Minute Per Multiplexer

<u>Filing Entity</u>	<u>Originating</u>		<u>Rate</u>		<u>Terminating</u>	
	8YY	Non-8YY	3 rd Party	End Office		
Windstream North Carolina, Inc.	\$	*	0.000015	0.000015	0.0000000	
Windstream Florida		*	0.000002	0.000002	0.0000000	
Windstream GA. Communications Corp.		*	0.000010	0.000010	0.0000000	
Georgia Windstream, Inc.		*	0.000010	0.000010	0.0000000	
Windstream Kentucky West	0.00000	(R)	0.000034	0.000034	0.0000000	
Windstream New York, Inc. - Fulton		*	0.000015	0.000015	0.0000000	
Windstream New York, Inc. - Jamestown		*	0.000015	0.000015	0.0000000	
Windstream New York, Inc. - Red Jacket		*	0.000015	0.000015	0.0000000	
Oklahoma Windstream, Inc.		*	0.000023	0.000023	0.0000000	
Windstream Pennsylvania		*	0.000022	0.000022	0.0000000	
Windstream Sugar Land		*	0.000111	0.000111	0.0000000	
Windstream Georgia		*	0.000010	0.000010	0.0000000	
Windstream Mississippi	0.00000	(R)	0.000029	0.000029	0.0000000	
Windstream Missouri		*	0.000050	0.000050	0.0000000	
Windstream Oklahoma		*	0.000023	0.000023	0.0000000	
Windstream South Carolina	0.00000	(R)	0.000017	0.000017	0.0000000	
Windstream Western Reserve		*	0.000025	0.000025	0.0000000	
Windstream Alabama	0.00000	(R)	0.000030	0.000030	0.0000000	
Texas Windstream		*	0.000030	0.000030	0.0000000	
Windstream Arkansas		*	0.000019	0.000019	0.0000000	
Windstream Standard		*	0.000007	0.000007	0.0000000	
Windstream Communications Kerrville		*	0.000003	0.000003	0.0000000	
Windstream Ohio		*	0.000016	0.000016	0.0000000	
Windstream Concord		*	0.000007	0.000007	0.0000000	
Windstream Lexcom		*	0.000001	0.000001	0.0000000	
Windstream Nebraska - Zone 1		*	0.0000300	0.0000300	0.0000000	
Windstream Nebraska - Zone 2		*	0.0000340	0.0000340	0.0000000	
Windstream Nebraska - Zone 3		*	0.0000370	0.0000370	0.0000000	
Windstream Kentucky East - Lexington		*	0.0000303	0.0000303	0.0000000	
Windstream Kentucky East - London	0.00000	(R)	0.0000565	0.0000565	0.0000000	
Valor Oklahoma - Zone 1		*	0.0000654	0.0000654	0.0000000	
Valor Oklahoma - Zone 2		*	0.0000654	0.0000654	0.0000000	
Valor Oklahoma - Zone 3		*	0.0000654	0.0000654	0.0000000	
Valor New Mexico #1164		*	0.0000277	0.0000277	0.0000000	
Valor New Mexico #1193		*	0.0000200	0.0000200	0.0000000	
Valor Texas #1163 - Zone 1		*	0.0000529	0.0000529	0.0000000	
Valor Texas #1163 - Zone 2		*	0.0000529	0.0000529	0.0000000	
Valor Texas #1163 - Zone 3		*	0.0000529	0.0000529	0.0000000	
Valor Texas #1181		*	0.0000460	0.0000460	0.0000000	
Windstream Iowa Communications #1167		*	0.0000367	0.0000367	0.0000000	
Windstream Iowa Communications #1170, #1178		*	0.0000533	0.0000533	0.0000000	
Windstream Lakedale, Inc. #1414	0.00000	(R)	0.0000040	0.0000040	0.0000000	
Windstream Lakedale, Inc. #1482	0.00000	(R)	0.0000010	0.0000010	0.0000000	

* Included in Tandem Switching rate.

(C)

(TR 110)

Issued: June 16, 2021

Effective: July 1, 2021

Senior Regulatory Counsel
4001 Rodney Parham Road
Little Rock, Arkansas 72212

ACCESS SERVICE

17. Rates and Charges (Cont'd)17.2 Switched Access Service (Cont'd)17.2.2 Local Transport (Cont'd)(A) Local Transport (Cont'd)Premium Access (Cont'd)Tandem Switched Transport (Cont'd)Tandem Direct Trunk Port

Per Trunk Port

<u>Filing Entity</u>	<u>Voice Grade</u>	<u>DS1</u>		
Windstream North Carolina, Inc.	\$ 14.62	\$ 5.12		
Windstream Florida	14.62	5.12		
Windstream GA. Communications Corp.	14.62	5.12		
Georgia Windstream, Inc.	14.62	5.12		
Windstream Kentucky West	0.00	0.00		
Windstream New York, Inc. - Fulton	14.62	5.12		
Windstream New York, Inc. - Jamestown	14.62	5.12		
Windstream New York, Inc. - Red Jacket	14.62	5.12		
Oklahoma Windstream, Inc.	14.62	5.12		
Windstream Pennsylvania	14.62	5.12		
Windstream Sugar Land	14.62	5.12		
Windstream Georgia	14.62	5.12		
Windstream Mississippi	0.00	0.00		
Windstream Missouri	14.62	5.12		
Windstream Oklahoma	14.62	5.12		
Windstream South Carolina	0.00	0.00		
Windstream Western Reserve	14.62	5.12		
Windstream Alabama	0.00	0.00		
Texas Windstream	14.62	5.12		
Windstream Arkansas	14.62	5.12		
Windstream Standard	14.62	5.12		
Windstream Communications Kerrville	14.62	5.12		
Windstream Ohio	14.62	5.12		
Windstream Concord	14.62	5.12		
Windstream Lexcom	14.62	5.12		
Windstream Nebraska	1.80	1.75		(R)
Windstream Kentucky East - Lexington	14.29	5.87		
Windstream Kentucky East - London	13.12	5.33		
Valor Oklahoma	16.15	3.71		
Valor New Mexico #1164	11.35	4.75		
Valor New Mexico #1193	15.10	6.25		
Valor Texas #1163	16.15	4.47		
Valor Texas #1181	16.15	5.46		
Windstream Iowa Communications #1167	16.92	5.53		
Windstream Iowa Communications #1170, #1178	16.92	6.74		
Windstream Lakedale, Inc. #1414	14.62	5.12	(N)	(N)
Windstream Lakedale, Inc. #1482	14.62	5.12	(N)	(N)

(TR48)

ACCESS SERVICE

17. Rates and Charges (Cont'd)17.2 Switched Access Service (Cont'd)17.2.2 Local Transport(A) Local Transport (Cont'd)Premium Access (Cont'd)Interconnection Charge

Per Access Minute

<u>Filing Entity</u>	<u>Rate</u>	
Windstream North Carolina, Inc.	\$ 0.00	
Windstream Florida	\$ 0.00	
Windstream GA. Communications Corp.	\$ 0.00	
Georgia Windstream, Inc.	\$ 0.00	
Windstream Kentucky West	\$ 0.00	
Windstream New York, Inc. - Fulton	\$ 0.00	
Windstream New York, Inc. - Jamestown	\$ 0.00	
Windstream New York, Inc. - Red Jacket	\$ 0.00	
Oklahoma Windstream, Inc.	\$ 0.00	
Windstream Pennsylvania	\$ 0.00	
Windstream Sugar Land	\$ 0.00	
Windstream Georgia	\$ 0.00	
Windstream Mississippi	\$ 0.00	
Windstream Missouri	\$ 0.00	
Windstream Oklahoma	\$ 0.00	
Windstream South Carolina	\$ 0.00	
Windstream Western Reserve	\$ 0.00	
Windstream Alabama	\$ 0.00	
Texas Windstream	\$ 0.00	
Windstream Arkansas	\$ 0.00	
Windstream Nebraska	\$ 0.00	
Windstream Kentucky East - Lexington	\$ 0.00	
Windstream Kentucky East - London	\$ 0.00	
Valor Oklahoma	\$ 0.00	
Valor New Mexico #1164	\$ 0.00	
Valor New Mexico #1193	\$ 0.00	
Valor Texas #1163	\$ 0.00	
Valor Texas #1181	\$ 0.00	
Windstream Iowa Communications #1167	\$ 0.00	(N)
Windstream Iowa Communications #1170, #1178	\$ 0.00	(N)

(TR44)

ACCESS SERVICE

17. Rates and Charges (Cont'd)17.2 Switched Access Service (Cont'd)17.2.2 Local Transport(A) Local Transport (Cont'd)Premium Access (Cont'd)Customer Node

Per Node

<u>Filing Entity</u>	<u>OC3</u>	<u>OC12</u>	<u>Nonrecurring Charge</u>
Windstream North Carolina, Inc.	\$ 516.13	\$ 1443.56	
Windstream Florida	516.13	1443.56	
Windstream GA. Communications Corp.	516.13	1443.56	
Georgia Windstream, Inc.	516.13	1443.56	
Windstream Kentucky West	516.13	1443.56	
Windstream New York, Inc. - Fulton	516.13	1443.56	
Windstream New York, Inc. - Jamestown	516.13	1443.56	
Windstream New York, Inc. - Red Jacket	516.13	1443.56	
Oklahoma Windstream, Inc.	516.13	1443.56	
Windstream Pennsylvania	516.13	1443.56	
Windstream Sugar Land	516.13	1443.56	
Windstream Georgia	516.13	1443.56	
Windstream Mississippi	516.13	1443.56	
Windstream Missouri	516.13	1443.56	
Windstream Oklahoma	516.13	1443.56	
Windstream South Carolina	516.13	1443.56	
Windstream Western Reserve	516.13	1443.56	
Windstream Alabama	516.13	1443.56	
Texas Windstream	516.13	1443.56	
Windstream Arkansas	516.13	1443.56	
Windstream Standard	516.13	1443.56	
Windstream Communications Kerrville	516.13	1443.56	
Windstream Ohio	516.13	1443.56	
Windstream Concord	516.13	1443.56	
Windstream Lexcom	516.13	1443.56	
Windstream Nebraska	516.13	1443.56	
Windstream Kentucky East - Lexington	975.00	2350.00	
Windstream Kentucky East - London	975.00	2350.00	
Valor Oklahoma	826.59	1536.65	
Valor New Mexico #1164	826.59	1536.65	
Valor New Mexico #1193	826.59	1536.65	
Valor Texas #1163	826.59	1536.65	
Valor Texas #1181	826.59	1536.65	
Windstream Lakedale, Inc. #1414	516.13	1443.56	(N) (N)
Windstream Lakedale, Inc. #1482	516.13	1443.56	(N) (N)

(TR48)

Issued: June 16, 2011

Effective: July 1, 2011

4001 Rodney Parham Road
Little Rock, Arkansas 72212

ACCESS SERVICE

17. Rates and Charges (Cont'd)17.2 Switched Access Service (Cont'd)17.2.2 Local Transport(A) Local Transport (Cont'd)Premium Access (Cont'd)Customer Premises Port

Per Port

<u>Filing Entity</u>	<u>DS1</u>	<u>DS3</u>	<u>Nonrecurring</u> <u>Charge</u>	
Windstream North Carolina, Inc.	\$ 24.85	\$ 310.70		
Windstream Florida	24.85	310.70		
Windstream GA. Communications Corp.	24.85	310.70		
Georgia Windstream, Inc.	24.85	310.70		
Windstream Kentucky West	24.85	310.70		
Windstream New York, Inc. - Fulton	24.85	310.70		
Windstream New York, Inc. - Jamestown	24.85	310.70		
Windstream New York, Inc. - Red Jacket	24.85	310.70		
Oklahoma Windstream, Inc.	24.85	310.70		
Windstream Pennsylvania	24.85	310.70		
Windstream Sugar Land	24.85	310.70		
Windstream Georgia	24.85	310.70		
Windstream Mississippi	24.85	310.70		
Windstream Missouri	24.85	310.70		
Windstream Oklahoma	24.85	310.70		
Windstream South Carolina	24.85	310.70		
Windstream Western Reserve	24.85	310.70		
Windstream Alabama	24.85	310.70		
Texas Windstream	24.85	310.70		
Windstream Arkansas	24.85	310.70		
Windstream Standard	24.85	310.70		
Windstream Communications Kerrville	24.85	310.70		
Windstream Ohio	24.85	310.70		
Windstream Concord	24.85	310.70		
Windstream Lexcom	24.85	310.70		
Windstream Nebraska	24.82	310.70		
Windstream Kentucky East - Lexington	-	-		
Windstream Kentucky East - London	-	-		
Valor Oklahoma	23.52	222.88		
Valor New Mexico #1164	23.52	222.88		
Valor New Mexico #1193	23.52	222.88		
Valor Texas #1163	23.52	222.88		
Valor Texas #1181	23.52	222.88		
Windstream Lakedale, Inc. #1414	24.85	310.70	(N)	(N)
Windstream Lakedale, Inc. #1482	24.85	310.70	(N)	(N)

(TR48)

ACCESS SERVICE

17. Rates and Charges (Cont'd)17.2 Switched Access Service (Cont'd)17.2.2 Local Transport(A) Local Transport (Cont'd)Premium Access (Cont'd)Add/Drop Multiplexing

Per Port

<u>Filing Entity</u>	<u>DS1</u>	<u>DS3</u>	<u>OC3</u>			
Windstream North Carolina, Inc.	\$ 38.78	\$ 99.72	\$ 144.05			
Windstream Florida	38.78	99.72	144.05			
Windstream GA. Communications Corp.	38.78	99.72	144.05			
Georgia Windstream, Inc.	38.78	99.72	144.05			
Windstream Kentucky West	38.78	99.72	144.05			
Windstream New York, Inc. - Fulton	38.78	99.72	144.05			
Windstream New York, Inc. - Jamestown	38.78	99.72	144.05			
Windstream New York, Inc. - Red Jacket	38.78	99.72	144.05			
Oklahoma Windstream, Inc.	38.78	99.72	144.05			
Windstream Pennsylvania	38.78	99.72	144.05			
Windstream Sugar Land	38.78	99.72	144.05			
Windstream Georgia	38.78	99.72	144.05			
Windstream Mississippi	38.78	99.72	144.05			
Windstream Missouri	38.78	99.72	144.05			
Windstream Oklahoma	38.78	99.72	144.05			
Windstream South Carolina	38.78	99.72	144.05			
Windstream Western Reserve	38.78	99.72	144.05			
Windstream Alabama	38.78	99.72	144.05			
Texas Windstream	38.78	99.72	144.05			
Windstream Arkansas	38.78	99.72	144.05			
Windstream Standard	38.78	99.72	144.05			
Windstream Communications Kerrville	38.78	99.72	144.05			
Windstream Ohio	38.78	99.72	144.05			
Windstream Concord	38.78	99.72	144.05			
Windstream Lexcom	38.78	99.72	144.05			
Windstream Nebraska	38.78	99.72	144.05			
Windstream Kentucky East - Lexington	75.00	250.00	725.00			
Windstream Kentucky East - London	75.00	250.00	725.00			
Valor Oklahoma	27.49	119.72	189.57			
Valor New Mexico #1164	27.49	119.72	189.57			
Valor New Mexico #1193	27.49	119.72	189.57			
Valor Texas #1163	27.49	119.72	189.57			
Valor Texas #1181	27.49	119.72	189.57			
Windstream Lakedale, Inc. #1414	38.78	99.72	144.05	(N)	(N)	(N)
Windstream Lakedale, Inc. #1482	38.78	99.72	144.05	(N)	(N)	(N)

(TR48)

Issued: June 16, 2011

Effective: July 1, 2011

4001 Rodney Parham Road
Little Rock, Arkansas 72212

ACCESS SERVICE

17. Rates and Charges (Cont'd)17.2 Switched Access Service (Cont'd)17.2.2 Local Transport (Cont'd)(B) CCS7 Access Service

- DS1 (1.544 Mbps) Channel Termination Per Termination, per month

Valor Oklahoma	297.71	
Valor New Mexico #1164	297.71	
Valor New Mexico #1193	297.71	
Valor Texas #1163	297.71	
Valor Texas #1181	297.71	
Windstream Iowa Communications #1167	168.00	(N)
Windstream Iowa Communications #1170,#1178	168.00	(N)

- DS1 (1.544 Mbps) Channel Mileage Facility Per Mile

Valor Oklahoma	20.12	
Valor New Mexico #1164	20.12	
Valor New Mexico #1193	20.12	
Valor Texas #1163	20.12	
Valor Texas #1181	20.12	
Windstream Iowa Communications #1167	6.41	(N)
Windstream Iowa Communications #1170,#1178	6.41	(N)

- 56 Kbps Channel Termination Per Termination, per month

Windstream Nebraska	56.50	
Windstream Kentucky East - Lexington	87.30	
Windstream Kentucky East - London	64.48	
Valor Oklahoma	76.02	
Valor New Mexico #1164	76.02	
Valor New Mexico #1193	76.02	
Valor Texas #1163	76.02	
Valor Texas #1181	76.02	
Windstream Iowa Communications #1167	118.96	(N)
Windstream Iowa Communications #1170,#1178	118.96	(N)

- 56 Kbps Channel Mileage Facility Per Mile

Windstream Nebraska	1.70	
Windstream Kentucky East - Lexington	2.20	
Windstream Kentucky East - London	2.20	
Valor Oklahoma	4.91	
Valor New Mexico #1164	4.91	
Valor New Mexico #1193	4.91	
Valor Texas #1163	4.91	
Valor Texas #1181	4.91	
Windstream Iowa Communications #1167	2.69	(N)
Windstream Iowa Communications #1170,#1178	2.69	(N)

- 56 Kbps Channel Mileage Termination Per Termination

Windstream Nebraska	13.00	
Windstream Kentucky East - Lexington	71.51	
Windstream Kentucky East - London	71.51	

(TR44)

ACCESS SERVICE

17. Rates and Charges (Cont'd)17.2 Switched Access Service (Cont'd)17.2.2 Local Transport (Cont'd)(B) CCS7 Access Service (Cont'd)

- SS7 Transport, Primary STP to Primary STP

Valor Oklahoma	600.00
Valor New Mexico #1164	600.00
Valor New Mexico #1193	600.00
Valor Texas #1163	600.00
Valor Texas #1181	600.00

- SS7 Transport, Primary STP to Local STP

Valor Oklahoma	400.00
Valor New Mexico #1164	400.00
Valor New Mexico #1193	400.00
Valor Texas #1163	400.00
Valor Texas #1181	400.00

(TR19)

ACCESS SERVICE

17. Rates and Charges (Cont'd)17.2 Switched Access Service (Cont'd)17.2.2 Local Transport (Cont'd)(C) Network Blocking Per Blocked Call

Regulations concerning Network Blocking are set forth in 6.8.6 preceding.
Network Blocking applies to FGD only.

	Nonrecurring <u>Charge</u>	
Windstream Nebraska	\$ 0.012304	
Windstream Kentucky East - Lexington	\$ 0.017000	
Windstream Kentucky East - London	\$ 0.010000	
Valor Oklahoma	\$ 0.018000	
Valor New Mexico #1164	\$ 0.018000	
Valor New Mexico #1193	\$ 0.010000	
Valor Texas #1163	\$ 0.018000	
Valor Texas #1181	\$ 0.010000	
Windstream Iowa Communications #1167	\$ 0.029000	(N)
Windstream Iowa Communications #1170, #1178	\$ 0.010000	(N)

(TR44)

Issued: December 17, 2010

Effective: January 1, 2011

4001 Rodney Parham Road
Little Rock, Arkansas 72212

ACCESS SERVICE

17. Rates and Charges (Cont'd)17.2 Switched Access Service (Cont'd)17.2.2 Local Transport (Cont'd)(D) FGC and FGD SS7\MF Signaling Trunk Group Conversion Charge

Regulations concerning SS7\MF Signaling Trunk Group Conversion are set forth in 6.4.1(B)(4) preceding. Charges are applied per 24 trunks converted or fraction thereof.

<u>Filing Entity</u>	<u>Rate</u>
Windstream North Carolina, Inc.	\$56.00 (R)
Windstream Florida	\$56.00 (R)
Windstream GA. Communications Corp.	\$56.00 (R)
Georgia Windstream, Inc.	\$56.00 (R)
Windstream Kentucky West	\$56.00 (R)
Windstream New York, Inc. - Fulton	\$56.00 (R)
Windstream New York, Inc. - Jamestown	\$56.00 (R)
Windstream New York, Inc. - Red Jacket	\$56.00 (R)
Oklahoma Windstream, Inc.	\$56.00 (R)
Windstream Pennsylvania	\$56.00 (R)
Windstream Sugar Land	\$56.00 (R)
Windstream Georgia	\$56.00 (R)
Windstream Mississippi	\$56.00 (R)
Windstream Missouri	\$56.00 (R)
Windstream Oklahoma	\$56.00 (R)
Windstream South Carolina	\$56.00 (R)
Windstream Western Reserve	\$56.00 (R)
Windstream Alabama	\$56.00 (R)
Texas Windstream	\$56.00 (R)
Windstream Arkansas	\$56.00 (R)
Windstream Standard	\$56.00 (R)
Windstream Communications Kerrville	\$56.00 (R)
Windstream Ohio	\$56.00 (R)
Windstream Concord	\$56.00 (R)
Windstream Lexcom	\$56.00 (R)
Windstream Nebraska	\$56.00 (R)
Windstream Lakedale, Inc. #1414	\$56.00 (R)
Windstream Lakedale, Inc. #1482	\$56.00 (R)

(TR90)

ACCESS SERVICE

17. Rates and Charges (Cont'd)17.2 Switched Access Service (Cont'd)17.2.2 Local Transport (Cont'd)(E) Direct Trunked Transport Activated

Regulations concerning Direct Trunked Transport Activation are set forth in 6.4.1(B)(1) preceding. Charge is applied per 24 trunks activated or fraction on a per Order basis.

<u>Filing Entity</u>	<u>Rate</u>
Windstream North Carolina, Inc.	\$56.00 (R)
Windstream Florida	\$56.00 (R)
Windstream GA. Communications Corp.	\$56.00 (R)
Georgia Windstream, Inc.	\$56.00 (R)
Windstream Kentucky West	\$56.00 (R)
Windstream New York, Inc. - Fulton	\$56.00 (R)
Windstream New York, Inc. - Jamestown	\$56.00 (R)
Windstream New York, Inc. - Red Jacket	\$56.00 (R)
Oklahoma Windstream, Inc.	\$56.00 (R)
Windstream Pennsylvania	\$56.00 (R)
Windstream Sugar Land	\$56.00 (R)
Windstream Georgia	\$56.00 (R)
Windstream Mississippi	\$56.00 (R)
Windstream Missouri	\$56.00 (R)
Windstream Oklahoma	\$56.00 (R)
Windstream South Carolina	\$56.00 (R)
Windstream Western Reserve	\$56.00 (R)
Windstream Alabama	\$56.00 (R)
Texas Windstream	\$56.00 (R)
Windstream Arkansas	\$56.00 (R)
Windstream Standard	\$56.00 (R)
Windstream Communications Kerrville	\$56.00 (R)
Windstream Ohio	\$56.00 (R)
Windstream Concord	\$56.00 (R)
Windstream Lexcom	\$56.00 (R)
Windstream Lakedale, Inc. #1414	\$56.00 (R)
Windstream Lakedale, Inc. #1482	\$56.00 (R)

(TR90)

ACCESS SERVICE

17. Rates and Charges (Cont'd)17.2 Switched Access Service (Cont'd)17.2.2 Local Transport (Cont'd)(F) 800/888/877 Data Base Access Service Queries

Regulations concerning 800/888/877 Data Base Access Service are set forth in 6.10.2 preceding. 800/888/877 Data Base Query charges apply on a per completed query basis.

<u>Filing Entity</u>	<u>Basic and Enhanced Query</u>			<u>(C)</u>
	7/1/2021 - 6/30/2022	7/1/2022 - 6/30/2023	On and after 7/1/2023	
Windstream North Carolina, Inc.	\$ 0.001000	0.000600 (R)	\$0.000200 (R)	
Windstream Florida	0.001000	0.000600 (R)	\$0.000200 (R)	
Windstream GA. Communications Corp.	0.001000	0.000600 (R)	\$0.000200 (R)	
Georgia Windstream, Inc.	0.001000	0.000600 (R)	\$0.000200 (R)	
Windstream Kentucky West	0.001000	0.000600 (R)	\$0.000200 (R)	
Windstream New York, Inc. - Fulton	0.001000	0.000600 (R)	\$0.000200 (R)	
Windstream New York, Inc. - Jamestown	0.001000	0.000600 (R)	\$0.000200 (R)	
Windstream New York, Inc. - Red Jacket	0.001000	0.000600 (R)	\$0.000200 (R)	
Oklahoma Windstream, Inc.	0.001000	0.000600 (R)	\$0.000200 (R)	
Windstream Pennsylvania	0.001000	0.000600 (R)	\$0.000200 (R)	
Windstream Sugar Land	0.001000	0.000600 (R)	\$0.000200 (R)	
Windstream Georgia	0.001000	0.000600 (R)	\$0.000200 (R)	
Windstream Mississippi	0.001000	0.000600 (R)	\$0.000200 (R)	
Windstream Missouri	0.001000	0.000600 (R)	\$0.000200 (R)	
Windstream Oklahoma	0.001000	0.000600 (R)	\$0.000200 (R)	
Windstream South Carolina	0.001000	0.000600 (R)	\$0.000200 (R)	
Windstream Western Reserve	0.001000	0.000600 (R)	\$0.000200 (R)	
Windstream Alabama	0.001000	0.000600 (R)	\$0.000200 (R)	
Texas Windstream	0.001000	0.000600 (R)	\$0.000200 (R)	
Windstream Arkansas	0.001000	0.000600 (R)	\$0.000200 (R)	
Windstream Standard	0.001000	0.000600 (R)	\$0.000200 (R)	
Windstream Communications Kerrville	0.001000	0.000600 (R)	\$0.000200 (R)	
Windstream Ohio	0.001000	0.000600 (R)	\$0.000200 (R)	
Windstream Concord	0.001000	0.000600 (R)	\$0.000200 (R)	
Windstream Lexcom	0.001000	0.000600 (R)	\$0.000200 (R)	
Windstream Nebraska	0.004248 (R)	0.002224 (R)	\$0.000200 (R)	
Windstream Kentucky East - Lexington	0.004248 (R)	0.002224 (R)	\$0.000200 (R)	
Windstream Kentucky East - London	0.004248 (R)	0.002224 (R)	\$0.000200 (R)	
Valor Oklahoma #1165	0.004248 (R)	0.002224 (R)	\$0.000200 (R)	
Valor New Mexico #1164	0.004248 (R)	0.002224 (R)	\$0.000200 (R)	
Valor New Mexico #1193	0.004248 (R)	0.002224 (R)	\$0.000200 (R)	
Valor Texas #1163	0.004248 (R)	0.002224 (R)	\$0.000200 (R)	
Valor Texas #1181	0.004248 (R)	0.002224 (R)	\$0.000200 (R)	
Windstream Iowa Communications #1167	0.004248 (R)	0.002224 (R)	\$0.000200 (R)	
Windstream Iowa Communications #1170, #1178	0.004248 (R)	0.002224 (R)	\$0.000200 (R)	
Windstream Lakedale, Inc. #1414	0.001000	0.000600 (R)	\$0.000200 (R)	
Windstream Lakedale, Inc. #1482	0.001000	0.000600 (R)	\$0.000200 (R)	(C)

(TR 110)

Issued: June 16, 2021

Effective: July 1, 2021

Senior Regulatory Counsel
4001 Rodney Parham Road
Little Rock, Arkansas 72212

ACCESS SERVICE

17. Rates and Charges (Cont'd)17.2 Switched Access Service (Cont'd)17.2.2 Local Transport (Cont'd)(G) STP Port Charges

Charges are applied on a per Port basis.

<u>Filing Entity</u>	<u>Monthly Rate</u>	<u>Nonrecurring Charge</u>	
Windstream GA. Communications Corp.	\$440.00	-	
Windstream Arkansas	440.00	-	
Windstream Nebraska	759.50	-	
Windstream Kentucky East - Lexington	413.80	\$53.70	
Windstream Kentucky East - London	513.10	53.00	
Valor Oklahoma	537.00	65.00	
Valor New Mexico #1164	537.00	65.00	
Valor New Mexico #1193	537.00	65.00	
Valor Texas #1163	537.00	65.00	
Valor Texas #1181	537.00	65.00	
Windstream Iowa Communications #1167	227.00	64.00	(N)
Windstream Iowa Communications #1170, #1178	227.00	64.00	(N)

(H) CIC and OZZ Signaling Information (COSI)

	<u>Monthly Rate</u>	<u>Nonrecurring Charge</u>
<u>Multifrequency (MF) Signaling +</u> - per customer's initial order		
Windstream Nebraska		\$1,971.67
<u>CCS/SS7 Signaling +</u> (requires STP interconnection) - per customer's initial order		
Windstream Nebraska		\$1,971.67
Windstream Kentucky East - Lexington	\$331.97	1,500.00
Windstream Kentucky East - London	331.97	1,500.00

(I) Clear Channel Capability (CCC)

- Per 1.544 Mbps Transmission Path	CLR
Windstream Nebraska	\$ 107.04

(TR 110)

Issued: June 16, 2021

Effective: July 1, 2021

Senior Regulatory Counsel
4001 Rodney Parham Road
Little Rock, Arkansas 72212

ACCESS SERVICE

17. Rates and Charges (Cont'd)17.2 Switched Access Service (Cont'd)17.2.3 End Office(A) Local Switching(1) Premium Rates(a) LS1 - Originating Non-8YY and Terminating access minutes for
Feature Groups A & B except:Feature Group B utilized for the provision of MTS/WATS
service.Feature Groups A and B when utilized for the provision
of terminating inward WATS and WATS-type services at
an equal access WATS Serving Office.

Filing Entity	Rate per Originating Non-8YY Access Minute	Rate per Terminating Access Minute
Windstream North Carolina, Inc.	\$0.0032320	\$0.0000000
Windstream Florida	0.0025390	\$0.0000000
Windstream GA. Communications Corp.	0.0031950	\$0.0000000
Georgia Windstream, Inc.	0.0031950	\$0.0000000
Windstream Kentucky West	0.0037750	\$0.0000000
Windstream New York, Inc. - Fulton	0.0035520	\$0.0000000
Windstream New York, Inc. - Jamestown	0.0035520	\$0.0000000
Windstream New York, Inc. - Red Jacket	0.0035520	\$0.0000000
Oklahoma Windstream, Inc.	0.0033000	\$0.0000000
Windstream Pennsylvania	0.0030240	\$0.0000000
Windstream Sugar Land	0.0010000	\$0.0000000
Windstream Georgia	0.0031950	\$0.0000000
Windstream Mississippi	0.0030000	\$0.0000000
Windstream Missouri	0.0023160	\$0.0000000
Windstream Oklahoma	0.0033000	\$0.0000000
Windstream South Carolina	0.0039870	\$0.0000000
Windstream Western Reserve	0.0025300	\$0.0000000
Windstream Alabama	0.0026770	\$0.0000000
Texas Windstream	0.0026610	\$0.0000000
Windstream Arkansas	0.0027000	\$0.0000000
Windstream Standard	0.0033800	\$0.0000000
Windstream Communications Kerrville	0.0021530	\$0.0000000
Windstream Ohio	0.0027200	\$0.0000000
Windstream Concord	0.0022000	\$0.0000000
Windstream Lexcom	0.0044700	\$0.0000000
Windstream Nebraska	0.0027260	\$0.0000000
Windstream Kentucky East - Lexington	0.0013823	\$0.0000000
Windstream Kentucky East - London	0.0032776	\$0.0000000
Valor Oklahoma	0.0067970	\$0.0000000
Valor New Mexico #1164	0.0009010	\$0.0000000
Valor New Mexico #1193	0.0034410	\$0.0000000
Valor Texas #1163	0.0057930	\$0.0000000
Valor Texas #1181	0.0071473	\$0.0000000
Windstream Iowa Communications #1167	0.0051620	\$0.0000000
Windstream Iowa Communications #1170, #1178	0.0044722	\$0.0000000
Windstream Lakedale, Inc. #1414	0.0287000	\$0.0000000
Windstream Lakedale, Inc. #1482	0.0028930	\$0.0000000

(TR 110)

Issued: June 16, 2021

Effective: July 1, 2021

Senior Regulatory Counsel
4001 Rodney Parham Road
Little Rock, Arkansas 72212

ACCESS SERVICE

17. Rates and Charges (Cont'd)17.2 Switched Access Service (Cont'd)17.2.3 End Office (Cont'd)(A) Local Switching (Cont'd)(1) Premium Rates (Cont'd)

(a) LS1 - Originating 8YY access minutes for Feature Groups A & B except:

Feature Group B utilized for the provision of MTS/WATS service.

Feature Groups A and B when utilized for the provision of terminating inward WATS and WATS-type services at an equal access WATS Serving Office.

Filing Entity		Rate per Originating 8YY Access Minute			(N)
		7/1/2021 - 6/30/2022	7/1/2022 - 6/30/2023	On and after 7/1/2023	
Windstream North Carolina, Inc.	\$	0.0032320	0.0016160 (R)	0.0000000 (R)	
Windstream Florida		0.0025390	0.0012695 (R)	0.0000000 (R)	
Windstream GA. Communications Corp.		0.0031950	0.0015975 (R)	0.0000000 (R)	
Georgia Windstream, Inc.		0.0031950	0.0015975 (R)	0.0000000 (R)	
Windstream Kentucky West		0.0037750	0.0018875 (R)	0.0000000 (R)	
Windstream New York, Inc. - Fulton		0.0035520	0.0017760 (R)	0.0000000 (R)	
Windstream New York, Inc. - Jamestown		0.0035520	0.0017760 (R)	0.0000000 (R)	
Windstream New York, Inc. - Red Jacket		0.0035520	0.0017760 (R)	0.0000000 (R)	
Oklahoma Windstream, Inc.		0.0033000	0.0016500 (R)	0.0000000 (R)	
Windstream Pennsylvania		0.0030240	0.0015120 (R)	0.0000000 (R)	
Windstream Sugar Land		0.0010000	0.0005000 (R)	0.0000000 (R)	
Windstream Georgia		0.0031950	0.0015975 (R)	0.0000000 (R)	
Windstream Mississippi		0.0030000	0.0015000 (R)	0.0000000 (R)	
Windstream Missouri		0.0023160	0.0011580 (R)	0.0000000 (R)	
Windstream Oklahoma		0.0033000	0.0016500 (R)	0.0000000 (R)	
Windstream South Carolina		0.0039870	0.0019935 (R)	0.0000000 (R)	
Windstream Western Reserve		0.0025300	0.0012650 (R)	0.0000000 (R)	
Windstream Alabama		0.0026770	0.0013385 (R)	0.0000000 (R)	
Texas Windstream		0.0026610	0.0013305 (R)	0.0000000 (R)	
Windstream Arkansas		0.0027000	0.0013500 (R)	0.0000000 (R)	
Windstream Standard		0.0033800	0.0016900 (R)	0.0000000 (R)	
Windstream Communications Kerrville		0.0021530	0.0010765 (R)	0.0000000 (R)	
Windstream Ohio		0.0027200	0.0013600 (R)	0.0000000 (R)	
Windstream Concord		0.0022000	0.0011000 (R)	0.0000000 (R)	
Windstream Lexcom		0.0044700	0.0022350 (R)	0.0000000 (R)	
Windstream Nebraska		0.0027260	0.0013630 (R)	0.0000000 (R)	
Windstream Kentucky East - Lexington		0.0013823	0.0006912 (R)	0.0000000 (R)	
Windstream Kentucky East - London		0.0032776	0.0016388 (R)	0.0000000 (R)	
Valor Oklahoma		0.0067970	0.0033985 (R)	0.0000000 (R)	
Valor New Mexico #1164		0.0009010	0.0004505 (R)	0.0000000 (R)	
Valor New Mexico #1193		0.0034410	0.0017205 (R)	0.0000000 (R)	
Valor Texas #1163		0.0057930	0.0028965 (R)	0.0000000 (R)	
Valor Texas #1181		0.0071473	0.0035737 (R)	0.0000000 (R)	
Windstream Iowa Communications #1167		0.0051620	0.0025810 (R)	0.0000000 (R)	
Windstream Iowa Communications #1170, #1178		0.0044722	0.0022361 (R)	0.0000000 (R)	
Windstream Lakedale, Inc. #1414		0.0287000	0.0143500 (R)	0.0000000 (R)	
Windstream Lakedale, Inc. #1482		0.0028930	0.0014465 (R)	0.0000000 (R)	(N)

(TR 110)

Issued: June 16, 2021

Effective: July 1, 2021

Senior Regulatory Counsel
4001 Rodney Parham Road
Little Rock, Arkansas 72212

ACCESS SERVICE

17. Rates and Charges (Cont'd)17.2 Switched Access Service (Cont'd)17.2.3 End Office (Cont'd)(A) Local Switching (Cont'd)(1) Premium Rates (Cont'd)(b) LS2 - Originating Non-8YY and Terminating access minutes for
Feature Groups C & D including:

(C)

- Feature Group B utilized for the provision of MTS/WATS service.
- Feature Groups A and B when utilized for the provision of terminating inward WATS and WATS-type services at an equal access WATS Serving Office.

Filing Entity	Rate per Originating Non-8YY Access Minute	Rate per Terminating Access Minute
Windstream North Carolina, Inc.	\$0.0032320	\$0.0000000
Windstream Florida	0.0025390	0.0000000
Windstream GA. Communications Corp.	0.0031950	0.0000000
Georgia Windstream, Inc.	0.0031950	0.0000000
Windstream Kentucky West	0.0037750	0.0000000
Windstream New York, Inc. - Fulton	0.0035520	0.0000000
Windstream New York, Inc. - Jamestown	0.0035520	0.0000000
Windstream New York, Inc. - Red Jacket	0.0035520	0.0000000
Oklahoma Windstream, Inc.	0.0033000	0.0000000
Windstream Pennsylvania	0.0030240	0.0000000
Windstream Sugar Land	0.0010000	0.0000000
Windstream Georgia	0.0031950	0.0000000
Windstream Mississippi	0.0030000	0.0000000
Windstream Missouri	0.0023160	0.0000000
Windstream Oklahoma	0.0033000	0.0000000
Windstream South Carolina	0.0039870	0.0000000
Windstream Western Reserve	0.0025300	0.0000000
Windstream Alabama	0.0026770	0.0000000
Texas Windstream	0.0026610	0.0000000
Windstream Arkansas	0.0027000	0.0000000
Windstream Standard	0.0033800	0.0000000
Windstream Communications Kerrville	0.0021530	0.0000000
Windstream Ohio	0.0027200	0.0000000
Windstream Concord	0.0022000	0.0000000
Windstream Lexcom	0.0044700	0.0000000
Windstream Nebraska	0.0027260	0.0000000
Windstream Kentucky East - Lexington	0.0013823	0.0000000
Windstream Kentucky East - London	0.0032776	0.0000000
Valor Oklahoma	0.0067970	0.0000000
Valor New Mexico #1164	0.0009010	0.0000000
Valor New Mexico #1193	0.0034410	0.0000000
Valor Texas #1163	0.0057930	0.0000000
Valor Texas #1181	0.0071473	0.0000000
Windstream Iowa Communications #1167	0.0051620	0.0000000
Windstream Iowa Communications #1170, #1178	0.0044722	0.0000000
Windstream Lakedale, Inc. #1414	0.0287000	0.0000000
Windstream Lakedale, Inc. #1482	0.0028930	0.0000000

(C)
|
|
(C)

(TR 110)

Issued: June 16, 2021

Effective: July 1, 2021

Senior Regulatory Counsel
4001 Rodney Parham Road
Little Rock, Arkansas 72212

ACCESS SERVICE

17. Rates and Charges (Cont'd)17.2 Switched Access Service (Cont'd)17.2.3 End Office (Cont'd)(A) Local Switching (Cont'd)(1) Premium Rates (Cont'd)(b) LS2 - Originating 8YY access minutes for
Feature Groups C & D including:

- Feature Group B utilized for the provision of MTS/WATS service.
- Feature Groups A and B when utilized for the provision of terminating inward WATS and WATS-type services at an equal access WATS Serving Office.

Rate per Originating 8YY
Access Minute

Filing Entity	7/1/2021 - 6/30/2022	7/1/2022 - 6/30/2023	On and after 7/1/2023	(N)
	0.0032320	0.0016160 (R)	0.0000000 (R)	
Windstream Florida	0.0025390	0.0012695 (R)	0.0000000 (R)	
Windstream GA. Communications Corp.	0.0031950	0.0015975 (R)	0.0000000 (R)	
Georgia Windstream, Inc.	0.0031950	0.0015975 (R)	0.0000000 (R)	
Windstream Kentucky West	0.0037750	0.0018875 (R)	0.0000000 (R)	
Windstream New York, Inc. - Fulton	0.0035520	0.0017760 (R)	0.0000000 (R)	
Windstream New York, Inc. - Jamestown	0.0035520	0.0017760 (R)	0.0000000 (R)	
Windstream New York, Inc. - Red Jacket	0.0035520	0.0017760 (R)	0.0000000 (R)	
Oklahoma Windstream, Inc.	0.0033000	0.0016500 (R)	0.0000000 (R)	
Windstream Pennsylvania	0.0030240	0.0015120 (R)	0.0000000 (R)	
Windstream Sugar Land	0.0010000	0.0005000 (R)	0.0000000 (R)	
Windstream Georgia	0.0031950	0.0015975 (R)	0.0000000 (R)	
Windstream Mississippi	0.0030000	0.0015000 (R)	0.0000000 (R)	
Windstream Missouri	0.0023160	0.0011580 (R)	0.0000000 (R)	
Windstream Oklahoma	0.0033000	0.0016500 (R)	0.0000000 (R)	
Windstream South Carolina	0.0039870	0.0019935 (R)	0.0000000 (R)	
Windstream Western Reserve	0.0025300	0.0012650 (R)	0.0000000 (R)	
Windstream Alabama	0.0026770	0.0013385 (R)	0.0000000 (R)	
Texas Windstream	0.0026610	0.0013305 (R)	0.0000000 (R)	
Windstream Arkansas	0.0027000	0.0013500 (R)	0.0000000 (R)	
Windstream Standard	0.0033800	0.0016900 (R)	0.0000000 (R)	
Windstream Communications Kerrville	0.0021530	0.0010765 (R)	0.0000000 (R)	
Windstream Ohio	0.0027200	0.0013600 (R)	0.0000000 (R)	
Windstream Concord	0.0022000	0.0011000 (R)	0.0000000 (R)	
Windstream Lexcom	0.0044700	0.0022350 (R)	0.0000000 (R)	
Windstream Nebraska	0.0027260	0.0013630 (R)	0.0000000 (R)	
Windstream Kentucky East - Lexington	0.0013823	0.0006912 (R)	0.0000000 (R)	
Windstream Kentucky East - London	0.0032776	0.0016388 (R)	0.0000000 (R)	
Valor Oklahoma	0.0067970	0.0033985 (R)	0.0000000 (R)	
Valor New Mexico #1164	0.0009010	0.0004505 (R)	0.0000000 (R)	
Valor New Mexico #1193	0.0034410	0.0017205 (R)	0.0000000 (R)	
Valor Texas #1163	0.0057930	0.0028965 (R)	0.0000000 (R)	
Valor Texas #1181	0.0071473	0.0035737 (R)	0.0000000 (R)	
Windstream Iowa Communications #1167	0.0051620	0.0025810 (R)	0.0000000 (R)	
Windstream Iowa Communications #1170, #1178	0.0044722	0.0022361 (R)	0.0000000 (R)	
Windstream Lakedale, Inc. #1414	0.0287000	0.0143500 (R)	0.0000000 (R)	
Windstream Lakedale, Inc. #1482	0.0028930	0.0014465 (R)	0.0000000 (R)	(N)

(TR 110)

Issued: June 16, 2021

Effective: July 1, 2021

Senior Regulatory Counsel
4001 Rodney Parham Road
Little Rock, Arkansas 72212

ACCESS SERVICE

17. Rates and Charges (Cont'd)17.2 Switched Access Service (Cont'd)17.2.3 End Office (Cont'd)(A) Local Switching (Cont'd)(2) Non-Premium Rates

<u>Filing Entity</u>	<u>Rate per Originating Non-8YY Access Minute</u>	<u>Rate per Terminating Access Minute</u>	(C) (C)
Windstream North Carolina, Inc.	\$0.001454	\$0.00	
Windstream Florida	0.001143	0.00	
Windstream GA. Communications Corp.	0.001438	0.00	
Georgia Windstream, Inc.	0.001438	0.00	
Windstream Kentucky West	0.001699	0.00	
Windstream New York, Inc. - Fulton	0.001598	0.00	
Windstream New York, Inc. - Jamestown	0.001598	0.00	
Windstream New York, Inc. - Red Jacket	0.001598	0.00	
Oklahoma Windstream, Inc.	0.001485	0.00	
Windstream Pennsylvania	0.001361	0.00	
Windstream Sugar Land	0.000450	0.00	
Windstream Georgia	0.001438	0.00	
Windstream Mississippi	0.001350	0.00	
Windstream Missouri	0.001042	0.00	
Windstream Oklahoma	0.001485	0.00	
Windstream South Carolina	0.001794	0.00	
Windstream Western Reserve	0.001139	0.00	
Windstream Alabama	0.001205	0.00	
Texas Windstream	0.001197	0.00	
Windstream Arkansas	0.001200	0.00	
Windstream Standard	0.001688	0.00	
Windstream Communications Kerrville	0.000969	0.00	
Windstream Ohio	0.001224	0.00	
Windstream Concord	0.000990	0.00	
Windstream Lexcom	0.002012	0.00	
Windstream Nebraska	0.001227	0.00	
Windstream Kentucky East - Lexington	0.000622	0.00	
Windstream Kentucky East - London	0.0014749	0.00	
Valor Oklahoma	0.0030590	0.00	
Valor New Mexico #1164	0.0004053	0.00	
Valor New Mexico #1193	0.0015485	0.00	
Valor Texas #1163	0.0026070	0.00	
Valor Texas #1181	0.0032163	0.00	
Windstream Iowa Communications #1167	0.0023229	0.00	
Windstream Iowa Communications #1170, #1178	0.0020125	0.00	
Windstream Lakedale, Inc. #1414	0.0129000	0.00	
Windstream Lakedale, Inc. #1482	0.0013000	0.00	

(TR 110)

Issued: June 16, 2021

Effective: July 1, 2021

Senior Regulatory Counsel
4001 Rodney Parham Road
Little Rock, Arkansas 72212

ACCESS SERVICE

17. Rates and Charges (Cont'd)17.2 Switched Access Service (Cont'd)17.2.3 End Office (Cont'd)(A) Local Switching (Cont'd)(2) Non-Premium Rates (Cont'd)

Filing Entity	Rate per Originating 8YY			(N)
	Access Minute			
	7/1/2021 - 6/30/2022	7/1/2022 - 6/30/2023	On and after 7/1/2023	
Windstream North Carolina, Inc.	\$ 0.001454	0.0007270 (R)	0.0000000 (R)	
Windstream Florida	0.001143	0.0005715 (R)	0.0000000 (R)	
Windstream GA. Communications Corp.	0.001438	0.0007190 (R)	0.0000000 (R)	
Georgia Windstream, Inc.	0.001438	0.0007190 (R)	0.0000000 (R)	
Windstream Kentucky West	0.001699	0.0008495 (R)	0.0000000 (R)	
Windstream New York, Inc. - Fulton	0.001598	0.0007990 (R)	0.0000000 (R)	
Windstream New York, Inc. - Jamestown	0.001598	0.0007990 (R)	0.0000000 (R)	
Windstream New York, Inc. - Red Jacket	0.001598	0.0007990 (R)	0.0000000 (R)	
Oklahoma Windstream, Inc.	0.001485	0.0007425 (R)	0.0000000 (R)	
Windstream Pennsylvania	0.001361	0.0006805 (R)	0.0000000 (R)	
Windstream Sugar Land	0.000450	0.0002250 (R)	0.0000000 (R)	
Windstream Georgia	0.001438	0.0007190 (R)	0.0000000 (R)	
Windstream Mississippi	0.001350	0.0006750 (R)	0.0000000 (R)	
Windstream Missouri	0.001042	0.0005210 (R)	0.0000000 (R)	
Windstream Oklahoma	0.001485	0.0007425 (R)	0.0000000 (R)	
Windstream South Carolina	0.001794	0.0008970 (R)	0.0000000 (R)	
Windstream Western Reserve	0.001139	0.0005695 (R)	0.0000000 (R)	
Windstream Alabama	0.001205	0.0006025 (R)	0.0000000 (R)	
Texas Windstream	0.001197	0.0005985 (R)	0.0000000 (R)	
Windstream Arkansas	0.001200	0.0006000 (R)	0.0000000 (R)	
Windstream Standard	0.001688	0.0008440 (R)	0.0000000 (R)	
Windstream Communications Kerrville	0.000969	0.0004845 (R)	0.0000000 (R)	
Windstream Ohio	0.001224	0.0006120 (R)	0.0000000 (R)	
Windstream Concord	0.000990	0.0004950 (R)	0.0000000 (R)	
Windstream Lexcom	0.002012	0.0010060 (R)	0.0000000 (R)	
Windstream Nebraska	0.001227	0.0006135 (R)	0.0000000 (R)	
Windstream Kentucky East - Lexington	0.000622	0.0003110 (R)	0.0000000 (R)	
Windstream Kentucky East - London	0.0014749	0.0007375 (R)	0.0000000 (R)	
Valor Oklahoma	0.0030590	0.0015295 (R)	0.0000000 (R)	
Valor New Mexico #1164	0.0004053	0.0002027 (R)	0.0000000 (R)	
Valor New Mexico #1193	0.0015485	0.0007743 (R)	0.0000000 (R)	
Valor Texas #1163	0.0026070	0.0013035 (R)	0.0000000 (R)	
Valor Texas #1181	0.0032163	0.0016082 (R)	0.0000000 (R)	
Windstream Iowa Communications #1167	0.0023229	0.0011615 (R)	0.0000000 (R)	
Windstream Iowa Communications #1170, #1178	0.0020125	0.0010063 (R)	0.0000000 (R)	
Windstream Lakedale, Inc. #1414	0.0129000	0.0064500 (R)	0.0000000 (R)	
Windstream Lakedale, Inc. #1482	0.0013000	0.0006500 (R)	0.0000000 (R)	(N)

(TR 110)

Issued: June 16, 2021

Effective: July 1, 2021

Senior Regulatory Counsel
4001 Rodney Parham Road
Little Rock, Arkansas 72212

ACCESS SERVICE

17. Rates and Charges (Cont'd)17.2 Switched Access Service (Cont'd)17.2.3 End Office (Cont'd)(B) Information Surcharge

Regulations concerning Information Surcharge are contained in 6.1.3(B) preceding.

The Information Surcharge is applied per 100 Access Minutes.

(1) Originating

<u>Filing Entity</u>	<u>Premium Rate Per 100 Access Minutes</u>	<u>Non-Premium Rate Per 100 Access Minutes</u>
Windstream North Carolina, Inc.	\$ 0.000000	\$ 0.000000
Windstream Florida	0.000000 (R)	0.000000 (R)
Windstream GA. Communications Corp.	0.000000	0.000000
Georgia Windstream, Inc.	0.000000	0.000000
Windstream Kentucky West	0.000000	0.000000
Windstream New York, Inc. - Fulton	0.000000	0.000000
Windstream New York, Inc. - Jamestown	0.000000	0.000000
Windstream New York, Inc. - Red Jacket	0.000000	0.000000
Oklahoma Windstream, Inc.	0.000000	0.000000
Windstream Pennsylvania	0.000000	0.000000
Windstream Sugar Land	0.000000	0.000000
Windstream Georgia	0.000000	0.000000
Windstream Mississippi	0.000000	0.000000
Windstream Missouri	0.000000	0.000000
Windstream Oklahoma	0.000000	0.000000
Windstream South Carolina	0.000000 (R)	0.000000 (R)
Windstream Western Reserve	0.000000	0.000000
Windstream Alabama	0.000000	0.000000
Texas Windstream	0.000000	0.000000
Windstream Arkansas	0.000000	0.000000
Windstream Standard	0.000000	0.000000
Windstream Communications Kerrville	0.000000	0.000000
Windstream Ohio	0.000000	0.000000
Windstream Concord	0.000000	0.000000
Windstream Lexcom	0.000000	0.000000
Windstream Nebraska	0.000000	0.000000
Windstream Kentucky East - Lexington	0.000000	0.000000
Windstream Kentucky East - London	0.000000	0.000000
Valor Oklahoma	0.000000	0.000000
Valor New Mexico #1164	0.000000	0.000000
Valor New Mexico #1193	0.000000	0.000000
Valor Texas #1163	0.000000	0.000000
Valor Texas #1181	0.000000	0.000000
Windstream Iowa Communications #1167	0.000000	0.000000
Windstream Iowa Communications #1170, #1178	0.000000	0.000000
Windstream Lakedale, Inc. #1414	0.000000 (R)	0.000000 (R)
Windstream Lakedale, Inc. #1482	0.000000	0.000000

(TR 110)

Issued: June 16, 2021

Effective: July 1, 2021

Senior Regulatory Counsel
4001 Rodney Parham Road
Little Rock, Arkansas 72212

ACCESS SERVICE

17. Rates and Charges (Cont'd)17.2 Switched Access Service (Cont'd)17.2.3 End Office (Cont'd)(B) Information Surcharge

Regulations concerning Information Surcharge are contained in 6.1.3(B) preceding.

The Information Surcharge is applied per 100 Access Minutes.

(2) Terminating

<u>Filing Entity</u>	<u>Premium Rate Per 100 Access Minutes</u>	<u>Non-Premium Rate Per 100 Access Minutes</u>
Windstream North Carolina, Inc.	\$ 0.000000	\$ 0.000000
Windstream Florida	0.000000	0.000000
Windstream GA. Communications Corp.	0.000000	0.000000
Georgia Windstream, Inc.	0.000000	0.000000
Windstream Kentucky West	0.000000	0.000000
Windstream New York, Inc. - Fulton	0.000000	0.000000
Windstream New York, Inc. - Jamestown	0.000000	0.000000
Windstream New York, Inc. - Red Jacket	0.000000	0.000000
Oklahoma Windstream, Inc.	0.000000	0.000000
Windstream Pennsylvania	0.000000	0.000000
Windstream Sugar Land	0.000000	0.000000
Windstream Georgia	0.000000	0.000000
Windstream Mississippi	0.000000	0.000000
Windstream Missouri	0.000000	0.000000
Windstream Oklahoma	0.000000	0.000000
Windstream South Carolina	0.000000	0.000000
Windstream Western Reserve	0.000000	0.000000
Windstream Alabama	0.000000	0.000000
Texas Windstream	0.000000	0.000000
Windstream Arkansas	0.000000	0.000000
Windstream Standard	0.000000	0.000000
Windstream Communications Kerrville	0.000000	0.000000
Windstream Ohio	0.000000	0.000000
Windstream Concord	0.000000	0.000000
Windstream Lexcom	0.000000	0.000000
Windstream Nebraska	0.000000	0.000000
Windstream Kentucky East - Lexington	0.000000	0.000000
Windstream Kentucky East - London	0.000000	0.000000
Valor Oklahoma	0.000000	0.000000
Valor New Mexico #1164	0.000000	0.000000
Valor New Mexico #1193	0.000000	0.000000
Valor Texas #1163	0.000000	0.000000
Valor Texas #1181	0.000000	0.000000
Windstream Iowa Communications #1167	0.000000	0.000000
Windstream Iowa Communications #1170, #1178	0.000000	0.000000
Windstream Lakedale, Inc. #1414	0.000000	0.000000 (R)
Windstream Lakedale, Inc. #1482	0.000000	0.000000

(TR75)

ACCESS SERVICE

17. Rates and Charges (Cont'd)17.2 Switched Access Service (Cont'd)17.2.3 End Office (Cont'd)(C) End Office Direct Trunk Port

<u>Filing Entity</u>	<u>Voice Grade</u>	<u>DS1</u>
Windstream North Carolina, Inc.	\$ 2.28 (R)	\$ 1.35 (R)
Windstream Florida	2.62 (R)	0.85 (R)
Windstream GA. Communications Corp.	2.33 (R)	0.87 (R)
Georgia Windstream, Inc.	2.33 (R)	0.87 (R)
Windstream Kentucky West	0.00	3.72 (R)
Windstream New York, Inc. - Fulton	0.00	1.40 (R)
Windstream New York, Inc. - Jamestown	0.00	1.40 (R)
Windstream New York, Inc. - Red Jacket	0.00	1.40 (R)
Oklahoma Windstream, Inc.	2.28 (R)	0.87 (R)
Windstream Pennsylvania	0.00	1.40 (R)
Windstream Sugar Land	3.59 (R)	0.50 (R)
Windstream Georgia	2.33 (R)	0.87 (R)
Windstream Mississippi	0.00	2.36 (R)
Windstream Missouri	2.43 (R)	1.28 (R)
Windstream Oklahoma	2.28 (R)	0.87 (R)
Windstream South Carolina	0.00	1.35 (R)
Windstream Western Reserve	1.36 (R)	1.47 (R)
Windstream Alabama	0.00	2.16 (R)
Texas Windstream	3.07 (R)	1.17 (R)
Windstream Arkansas	1.68 (R)	0.88 (R)
Windstream Standard	0.00	0.56 (R)
Windstream Communications Kerrville	2.93 (R)	1.55 (R)
Windstream Ohio	0.00	0.49 (R)
Windstream Concord	0.00	2.73 (R)
Windstream Lexcom	0.00	2.23 (R)
Windstream Nebraska	1.00 (R)	0.59 (R)
Windstream Kentucky East - Lexington	13.85 (R)	4.58 (R)
Windstream Kentucky East - London	6.00 (R)	3.50 (R)
Valor Oklahoma	7.78 (R)	6.37 (R)
Valor New Mexico #1164	7.78 (R)	3.08 (R)
Valor New Mexico #1193	7.48 (R)	2.50 (R)
Valor Texas #1163	13.41 (R)	5.05 (R)
Valor Texas #1181	19.35 (R)	7.48 (R)
Windstream Iowa Communications #1167	7.31 (R)	6.48 (R)
Windstream Iowa Communications #1170, #1178	15.50 (R)	5.92 (R)
Windstream Lakedale, Inc. #1414	0.00	0.00
Windstream Lakedale, Inc. #1482	0.00	0.00

(TR90)

Issued: June 16, 2017

Effective: July 1, 2017

4001 Rodney Parham Road
Little Rock, Arkansas 72212

ACCESS SERVICE

17. Rates and Charges (Cont'd)17.2 Switched Access Service (Cont'd)17.2.3 End Office (Cont'd)(D) End Office Common Trunk Port

<u>Filing Entity</u>	Rate per Originating Non-8YY Access Minute	Rate per Terminating Access Minute
Windstream North Carolina, Inc.	\$0.000809	\$0.0000000
Windstream Florida	0.000376	0.0000000
Windstream GA. Communications Corp.	0.000926	0.0000000
Georgia Windstream, Inc.	0.000926	0.0000000
Windstream Kentucky West	0.001184	0.0000000
Windstream New York, Inc. - Fulton	0.000856	0.0000000
Windstream New York, Inc. - Jamestown	0.000856	0.0000000
Windstream New York, Inc. - Red Jacket	0.000856	0.0000000
Oklahoma Windstream, Inc.	0.000545	0.0000000
Windstream Pennsylvania	0.000607	0.0000000
Windstream Sugar Land	0.001600	0.0000000
Windstream Georgia	0.000926	0.0000000
Windstream Mississippi	0.000631	0.0000000
Windstream Missouri	0.000728	0.0000000
Windstream Oklahoma	0.000545	0.0000000
Windstream South Carolina	0.000718	0.0000000
Windstream Western Reserve	0.001386	0.0000000
Windstream Alabama	0.000330	0.0000000
Texas Windstream	0.000884	0.0000000
Windstream Arkansas	0.000716	0.0000000
Windstream Standard	0.000493	0.0000000
Windstream Communications Kerrville	0.004000	0.0000000
Windstream Ohio	0.001177	0.0000000
Windstream Concord	0.000804	0.0000000
Windstream Lexcom	0.005939	0.0000000
Windstream Nebraska	0.000000	0.0000000
Windstream Kentucky East - Lexington	0.0007029	0.0000000
Windstream Kentucky East - London	0.0008992	0.0000000
Valor Oklahoma	0.0010510	0.0000000
Valor New Mexico #1164	0.000594	0.0000000
Valor New Mexico #1193	0.000749	0.0000000
Valor Texas #1163	0.0013222	0.0000000
Valor Texas #1181	0.0010488	0.0000000
Windstream Iowa Communications #1167	0.0008019	0.0000000
Windstream Iowa Communications #1170, #1178	0.0006971	0.0000000
Windstream Lakedale, Inc. #1414	0.0150000	0.0000000
Windstream Lakedale, Inc. #1482	0.0014990	0.0000000

(C)
|
|
(C)

(TR 110)

Issued: June 16, 2021

Effective: July 1, 2021

Senior Regulatory Counsel
4001 Rodney Parham Road
Little Rock, Arkansas 72212

ACCESS SERVICE

17. Rates and Charges (Cont'd)17.2 Switched Access Service (Cont'd)17.2.3 End Office (Cont'd)(D) End Office Common Trunk Port (Cont'd)

<u>Filing Entity</u>		Rate per Originating 8YY Access Minute			(N)
		7/1/2021 - 6/30/2022	7/1/2022 - 6/30/2023	On and after 7/1/2023	
Windstream North Carolina, Inc.	\$	0.000809	0.0004045 (R)	0.0000000 (R)	
Windstream Florida		0.000376	0.0001880 (R)	0.0000000 (R)	
Windstream GA. Communications Corp.		0.000926	0.0004630 (R)	0.0000000 (R)	
Georgia Windstream, Inc.		0.000926	0.0004630 (R)	0.0000000 (R)	
Windstream Kentucky West		0.001184	0.0005920 (R)	0.0000000 (R)	
Windstream New York, Inc. - Fulton		0.000856	0.0004280 (R)	0.0000000 (R)	
Windstream New York, Inc. - Jamestown		0.000856	0.0004280 (R)	0.0000000 (R)	
Windstream New York, Inc. - Red Jacket		0.000856	0.0004280 (R)	0.0000000 (R)	
Oklahoma Windstream, Inc.		0.000545	0.0002725 (R)	0.0000000 (R)	
Windstream Pennsylvania		0.000607	0.0003035 (R)	0.0000000 (R)	
Windstream Sugar Land		0.001600	0.0008000 (R)	0.0000000 (R)	
Windstream Georgia		0.000926	0.0004630 (R)	0.0000000 (R)	
Windstream Mississippi		0.000631	0.0003155 (R)	0.0000000 (R)	
Windstream Missouri		0.000728	0.0003640 (R)	0.0000000 (R)	
Windstream Oklahoma		0.000545	0.0002725 (R)	0.0000000 (R)	
Windstream South Carolina		0.000718	0.0003590 (R)	0.0000000 (R)	
Windstream Western Reserve		0.001386	0.0006930 (R)	0.0000000 (R)	
Windstream Alabama		0.000330	0.0001650 (R)	0.0000000 (R)	
Texas Windstream		0.000884	0.0004420 (R)	0.0000000 (R)	
Windstream Arkansas		0.000716	0.0003580 (R)	0.0000000 (R)	
Windstream Standard		0.000493	0.0002465 (R)	0.0000000 (R)	
Windstream Communications Kerrville		0.004000	0.0020000 (R)	0.0000000 (R)	
Windstream Ohio		0.001177	0.0005885 (R)	0.0000000 (R)	
Windstream Concord		0.000804	0.0004020 (R)	0.0000000 (R)	
Windstream Lexcom		0.005939	0.0029695 (R)	0.0000000 (R)	
Windstream Nebraska		0.000000	0.0000000 (R)	0.0000000 (R)	
Windstream Kentucky East - Lexington		0.0007029	0.0003515 (R)	0.0000000 (R)	
Windstream Kentucky East - London		0.0008992	0.0004496 (R)	0.0000000 (R)	
Valor Oklahoma		0.0010510	0.0005255 (R)	0.0000000 (R)	
Valor New Mexico #1164		0.000594	0.0002970 (R)	0.0000000 (R)	
Valor New Mexico #1193		0.000749	0.0003745 (R)	0.0000000 (R)	
Valor Texas #1163		0.0013222	0.0006611 (R)	0.0000000 (R)	
Valor Texas #1181		0.0010488	0.0005244 (R)	0.0000000 (R)	
Windstream Iowa Communications #1167		0.0008019	0.0004010 (R)	0.0000000 (R)	
Windstream Iowa Communications #1170, #1178		0.0006971	0.0003486 (R)	0.0000000 (R)	
Windstream Lakedale, Inc. #1414		0.0150000	0.0075000 (R)	0.0000000 (R)	
Windstream Lakedale, Inc. #1482		0.0014990	0.0007495 (R)	0.0000000 (R)	(N)

(TR 110)

Issued: June 16, 2021

Effective: July 1, 2021

Senior Regulatory Counsel
4001 Rodney Parham Road
Little Rock, Arkansas 72212

ACCESS SERVICE

17. Rates and Charges (Cont'd)17.2 Switched Access Service (Cont'd)17.2.4 Switched Access Cross Connect

(A)	DSO	Rate
	Windstream Kentucky East - Lexington	2.15
	Windstream Kentucky East - London	2.15
	Valor Oklahoma	2.21
	Valor New Mexico #1164	ICB
	Valor New Mexico #1193	ICB
	Valor Texas #1163	2.31
	Valor Texas #1181	1.59
(B)	DS1	
	Windstream Nebraska	3.07
	Windstream Kentucky East - Lexington	4.56
	Windstream Kentucky East - London	4.56
	Valor Oklahoma	5.30
	Valor New Mexico #1164	ICB
	Valor New Mexico #1193	ICB
	Valor Texas #1163	5.31
	Valor Texas #1181	3.63
(C)	DS3	
	Windstream Nebraska	80.76
	Windstream Kentucky East - Lexington	33.79
	Windstream Kentucky East - London	33.79
	Valor Oklahoma	38.75
	Valor New Mexico #1164	ICB
	Valor New Mexico #1193	ICB
	Valor Texas #1163	36.81
	Valor Texas #1181	24.77

(TR44)

ACCESS SERVICE

17. Rates and Charges (Cont'd)17.2 Switched Access Service (Cont'd)17.2.5 500 and 900 NXX Access Service

- Translation Optional Feature

		Nonrecurring Charges Per Order		
		<u>Initial</u>	<u>Subsequent</u>	
(A)	Per 900 NXX translation for initial or subsequent order to add or change NXX translation codes.			
	Windstream Nebraska	\$114.60		
	Windstream Kentucky East - Lexington	23.00	\$12.00	
	Windstream Kentucky East - London	41.60	5.39	
	Windstream Iowa Communications #1167	N/A	N/A	(N)
	Windstream Iowa Communications #1170, #1178	41.95	6.60	(N)
(B)	Per 500 NXX translation for initial or subsequent order to add or change NXX translation codes			
	Windstream Nebraska	\$145.83		
	Windstream Kentucky East - Lexington	23.00	\$12.00	
	Windstream Iowa Communications #1167	23.00	12.00	(N)
	Windstream Iowa Communications #1170, #1178	23.00	6.60	(N)

17.2.6 Operator Transfer Service

- Per Call Transferred

	<u>Rate</u>	
Windstream Nebraska	\$ 0.393766	
Windstream Iowa Communications #1167	0.35	(N)
Windstream Iowa Communications #1170, #1178	0.35	(N)

(TR44)

ACCESS SERVICE

17. Rates and Charges (Cont'd)17.2 Switched Access Service (Cont'd)17.2.4 Assumed Minutes of Use

Assumed minutes of use are applicable to all issuing carriers referencing Section 6 of this tariff.

	<u>Assumed Minutes Per Month</u>	<u>Tariff Section Reference</u>
(A) Feature Group A, Two Way Calling (1,510 Originating, 2,685 Terminating)	4,195	6.5.4
(B) Feature Group A, Originating Only	1,510	6.5.4
(C) Feature Group A, Terminating Only	2,685	6.5.4
(D) Feature Group B, Two Way Calling (3,132 Originating, 5,568 Terminating)	8,700	6.6.4
(E) Feature Group B, Originating Only	3,132	6.6.4
(F) Feature Group B, Terminating Only	5,568	6.6.4

(TR19)

Issued: December 19, 2008

Effective: January 3, 2009

4001 Rodney Parham Road
Little Rock, Arkansas 72212

ACCESS SERVICE

17. Rates and Charges (Cont'd)17.3 Special Access Service17.3.1 Surcharge for Special Access Service

The Special Access Surcharge is applicable to all issuing carriers referencing Section 7 of this tariff.

	Tariff	
	<u>Monthly Rate</u>	<u>Section Reference</u>
- Per Voice Grade Equivalent	\$25.00	7.3

(TR19)

Issued: December 19, 2008

Effective: January 3, 2009

4001 Rodney Parham Road
Little Rock, Arkansas 72212

17. Rates and Charges (Cont'd)

17.3 Special Access Service (Cont'd)

17.3.2 Metallic Service

	Monthly Rate	Nonrecurring Charge
(A) <u>Channel Termination Per Termination</u>		
Windstream Nebraska	\$ 7.49	\$203.05
Windstream Kentucky East - London	26.25	200.00
Valor New Mexico #1193	26.87	200.00
Valor Texas #1181	29.80	200.00
Windstream Iowa Communications #1170, #1178	33.31	200.00
(B) <u>Reserve For Future Use</u>		

(D)

|

|

|

|

|

|

|

|

|

(D)

(1)	Bridging	
	(a)	Three Premises Bridging
		- Per Port
		Windstream Nebraska \$1.12
		Windstream Kentucky East - London 8.00
		Windstream Iowa Communications #1170,#1178 8.00
	(b)	Series Bridging
		- Per Port
		Windstream Nebraska \$1.12
		Windstream Kentucky East - London 8.00
		Windstream Iowa Communications #1170,#1178 8.00

Issued: November 16, 2017

Effective: December 1, 2017

Vice President - Tariffs
4001 Rodney Parham Road
Little Rock, Arkansas 72212

ACCESS SERVICE

17. Rates and Charges (Cont'd)17.3 Special Access Service (Cont'd)17.3.3 Telegraph Grade Service (Cont'd)

Regulations concerning Telegraph Grade Service are set forth in 7.5 preceding.

(A) Channel Termination Per Termination

(0) Two-Wire

<u>Filing Entity</u>	<u>Monthly Rate</u>	<u>Nonrecurring Charge</u>	
Windstream North Carolina, Inc.	\$ 13.11	\$ 196.00	
Windstream Florida	14.32	196.00	
Windstream GA. Communications Corp.	14.58	196.00	
Georgia Windstream, Inc.	14.58	196.00	
Windstream Kentucky West	36.12	196.00	
Windstream New York, Inc. - Fulton	18.10	196.00	
Windstream New York, Inc. - Jamestown	18.10	196.00	
Windstream New York, Inc. - Red Jacket	18.10	196.00	
Oklahoma Windstream, Inc.	15.75	196.00	
Windstream Pennsylvania	24.60	196.00	
Windstream Sugar Land	20.59	196.00	
Windstream Georgia	14.58	196.00	
Windstream Mississippi	22.95	196.00	
Windstream Missouri	16.75	196.00	
Windstream Oklahoma	15.75	196.00	
Windstream South Carolina	13.11	196.00	
Windstream Western Reserve	12.48	196.00	
Windstream Alabama	21.00	196.00	
Texas Windstream	21.25	196.00	
Windstream Arkansas	11.50	196.00	
Windstream Standard	9.47	196.00	
Windstream Communications Kerrville	20.21	196.00	
Windstream Ohio	8.25	196.00	
Windstream Concord	26.51	196.00	
Windstream Lexcom	20.81	196.00	
Windstream Nebraska	19.92	203.05	
Windstream Kentucky East - London	26.25	200.00	
Valor New Mexico #1193	26.87	200.00	
Valor Texas #1181	29.80	200.00	
Windstream Iowa Communications #1170, #1178	33.31	200.00	
Windstream Lakedale, Inc. #1414	40.61	200.00	(N)
Windstream Lakedale, Inc. #1482	30.04	200.00	(N)

(TR48)

ACCESS SERVICE

17. Rates and Charges (Cont'd)17.3 Special Access Service (Cont'd)17.3.3 Telegraph Grade Service (Cont'd)(A) Channel Termination Per Termination

(2) Four-Wire

<u>Filing Entity</u>	<u>Monthly Rate</u>	<u>Nonrecurring Charge</u>	
Windstream North Carolina, Inc.	\$ 18.03	\$ 196.00	
Windstream Florida	19.69	196.00	
Windstream GA. Communications Corp.	20.04	196.00	
Georgia Windstream, Inc.	20.04	196.00	
Windstream Kentucky West	49.67	196.00	
Windstream New York, Inc. - Fulton	29.19	196.00	
Windstream New York, Inc. - Jamestown	29.19	196.00	
Windstream New York, Inc. - Red Jacket	29.19	196.00	
Oklahoma Windstream, Inc.	23.62	196.00	
Windstream Pennsylvania	30.75	196.00	
Windstream Sugar Land	28.31	196.00	
Windstream Georgia	20.04	196.00	
Windstream Mississippi	31.56	196.00	
Windstream Missouri	25.13	196.00	
Windstream Oklahoma	23.62	196.00	
Windstream South Carolina	18.02	196.00	
Windstream Western Reserve	14.19	196.00	
Windstream Alabama	28.88	196.00	
Texas Windstream	31.88	196.00	
Windstream Arkansas	17.25	196.00	
Windstream Standard	13.02	196.00	
Windstream Communications Kerrville	30.31	196.00	
Windstream Ohio	11.35	196.00	
Windstream Concord	36.45	196.00	
Windstream Lexcom	31.21	196.00	
Windstream Nebraska	31.86	203.05	
Windstream Kentucky East - London	40.80	200.00	
Valor New Mexico #1193	33.99	200.00	
Valor Texas #1181	42.50	200.00	
Windstream Iowa Communications #1170, #1178	50.41	200.00	
Windstream Lakedale, Inc. #1414	60.92	200.00	(N)
Windstream Lakedale, Inc. #1482	45.06	200.00	(N)

(TR48)

17. Rates and Charges (Cont'd)

17.3 Special Access Service (Cont'd)

17.3.3 Telegraph Grade Service (Cont'd)

(B) Reserve For Future Use

(D)

ACCESS SERVICE

17. Rates and Charges (Cont'd)
- 17.3 Special Access Service (Cont'd)
- 17.3.3 Telegraph Grade Service (Cont'd)

(C) Optional Features and Functions

Rates applicable for companies listed in 17.3.3(A).

(1) Telegraph Bridging Per Port

- Two Wire/Four Wire

<u>Filing Entity</u>	<u>Monthly Rate</u>	
Windstream North Carolina, Inc.	\$5.80	
Windstream Florida	\$5.80	
Windstream GA. Communications Corp.	\$5.80	
Georgia Windstream, Inc.	\$5.80	
Windstream Kentucky West	\$5.80	
Windstream New York, Inc. - Fulton	\$5.80	
Windstream New York, Inc. - Jamestown	\$5.80	
Windstream New York, Inc. - Red Jacket	\$5.80	
Oklahoma Windstream, Inc.	\$5.80	
Windstream Pennsylvania	\$5.80	
Windstream Sugar Land	\$5.80	
Windstream Georgia	\$5.80	
Windstream Mississippi	\$5.80	
Windstream Missouri	\$5.80	
Windstream Oklahoma	\$5.80	
Windstream South Carolina	\$5.80	
Windstream Western Reserve	\$5.80	
Windstream Alabama	\$5.80	
Texas Windstream	\$5.80	
Windstream Arkansas	\$5.80	
Windstream Standard	\$5.80	
Windstream Communications Kerrville	\$5.80	
Windstream Ohio	\$5.80	
Windstream Concord	\$5.80	
Windstream Lexcom	\$5.80	
Windstream Nebraska	\$1.12	
Windstream Kentucky East - London	\$8.00	
Valor New Mexico #1193	\$8.00	
Valor Texas # 1181	\$8.00	
Windstream Iowa Communications #1170, #1178	\$8.00	
Windstream Lakedale, Inc. #1414	\$5.80	(N)
Windstream Lakedale, Inc. #1482	\$5.80	(N)

(TR48)

ACCESS SERVICE

17. Rates and Charges (Cont'd)17.3 Special Access Service (Cont'd)17.3.4 Voice Grade Service

Regulations concerning Voice Grade Service are set forth in 7.6 preceding.

(A) Channel Termination Per Termination

(1) Two-Wire			
<u>Filing Entity</u>	<u>Monthly Rate</u>		<u>Nonrecurring Charge</u>
Windstream Florida	\$ 12.82	\$	215.00
Windstream GA. Communications Corp.	12.92		215.00
Georgia Windstream, Inc.	12.92		215.00
Oklahoma Windstream, Inc.	13.06		215.00
Windstream Pennsylvania	13.75		215.00
Windstream Sugar Land	17.66		215.00
Windstream Georgia	12.92		215.00
Windstream Missouri	13.87		215.00
Windstream Oklahoma	13.04		215.00
Windstream South Carolina	7.14		215.00
Windstream Western Reserve	3.50		215.00
Windstream Alabama	15.21		215.00
Texas Windstream	17.71		215.00
Windstream Arkansas	9.53		215.00
Windstream Standard	8.47		215.00
Windstream Nebraska	16.00		213.29
Windstream Kentucky East - Lexington	25.09		200.00
Windstream Kentucky East - London	28.23		200.00
Valor Oklahoma	37.27		200.00
Valor New Mexico #1193	34.00		125.00
Valor Texas #1163	30.62		100.00
Valor Texas #1181	28.27		100.00
Windstream Iowa Communications #1167	27.46	(R)	200.00
Windstream Iowa Communications #1170, #1178	27.46	(R)	200.00

(TR 98)

Issued: September 14, 2018

Effective: October 1, 2018

Vice President - Tariffs
4001 Rodney Parham Road
Little Rock, Arkansas

ACCESS SERVICE

17. Rates and Charges (Cont'd)17.3 Special Access Service (Cont'd)17.3.4 Voice Grade Service (Cont'd)(A) Channel Termination Per Termination (Cont'd)

(2) Four-Wire

<u>Filing Entity</u>	<u>Monthly Rate</u>	<u>Nonrecurring Charge</u>
Windstream Florida	\$ 20.20 (R)	\$ 215.00
Windstream GA. Communications Corp.	18.95 (R)	215.00
Georgia Windstream, Inc.	18.95 (R)	215.00
Oklahoma Windstream, Inc.	20.88 (R)	215.00
Windstream Pennsylvania	23.86	215.00
Windstream Sugar Land	27.85	215.00
Windstream Georgia	18.95 (R)	215.00
Windstream Missouri	22.21	215.00
Windstream Oklahoma	20.88 (R)	215.00
Windstream South Carolina	13.00	215.00
Windstream Western Reserve	5.47	215.00
Windstream Alabama	30.24	215.00
Texas Windstream	24.36	215.00
Windstream Arkansas	15.24	215.00
Windstream Standard	9.95	215.00
Windstream Nebraska	24.84	213.29
Windstream Kentucky East - Lexington	39.75	200.00
Windstream Kentucky East - London	38.75	200.00
Valor Oklahoma	56.48	200.00
Valor New Mexico #1193	41.72	125.00
Valor Texas #1163	46.12	100.00
Valor Texas #1181	31.84	100.00
Windstream Iowa Communications #1167	43.44 (R)	200.00
Windstream Iowa Communications #1170, #1178	43.44 (R)	200.00

(TR 98)

Issued: September 14, 2018

Effective: October 1, 2018

Vice President - Tariffs
4001 Rodney Parham Road
Little Rock, Arkansas

17. Rates and Charges (Cont'd)

17.3 Special Access Service (Cont'd)

17.3.4 Voice Grade Service (Cont'd)

(B) Reserve For Future Use

(D) (D)

ACCESS SERVICE

17. Rates and Charges (Cont'd)17.3 Special Access Service (Cont'd)17.3.4 Voice Grade Service (Cont'd)(C) Optional Features and Functions

Rates applicable for companies listed in 17.3.4(A).

(1) Bridging Per Port

- Voice Two-Wire/Four-Wire

<u>Filing Entity</u>	<u>Monthly Rate</u>	
Windstream North Carolina, Inc.	\$5.80	
Windstream Florida	\$5.80	
Windstream GA. Communications Corp.	\$5.80	
Georgia Windstream, Inc.	\$5.80	
Windstream Kentucky West	\$5.80	
Windstream New York, Inc. - Fulton	\$5.80	
Windstream New York, Inc. - Jamestown	\$5.80	
Windstream New York, Inc. - Red Jacket	\$5.80	
Oklahoma Windstream, Inc.	\$5.80	
Windstream Pennsylvania	\$5.80	
Windstream Sugar Land	\$5.80	
Windstream Georgia	\$5.80	
Windstream Mississippi	\$5.80	
Windstream Missouri	\$5.80	
Windstream Oklahoma	\$5.80	
Windstream South Carolina	\$5.80	
Windstream Western Reserve	\$5.80	
Windstream Alabama	\$5.80	
Texas Windstream	\$5.80	
Windstream Arkansas	\$5.80	
Windstream Standard	\$5.80	
Windstream Communications Kerrville	\$5.80	
Windstream Ohio	\$5.80	
Windstream Concord	\$5.80	
Windstream Lexcom	\$5.80	
Windstream Nebraska	\$1.29	
Windstream Kentucky East - Lexington	\$8.00	
Windstream Kentucky East - London	\$8.00	
Valor Oklahoma	\$10.05	
Valor New Mexico #1164	\$10.05	
Valor New Mexico #1193	\$10.05	
Valor Texas #1163	\$10.05	
Valor Texas # 1181	\$10.05	
Windstream Iowa Communications #1167	\$8.00	
Windstream Iowa Communications #1170, #1178	\$8.00	
Windstream Lakedale, Inc. #1414	\$5.80	(N)
Windstream Lakedale, Inc. #1482	\$5.80	(N)

* Daily Rates will be topped and maximum rates derived as set forth in 7.2.2(B) preceding.

(TR48)

Issued: June 16, 2011

Effective: July 1, 2011

4001 Rodney Parham Road
Little Rock, Arkansas 72212

ACCESS SERVICE

17. Rates and Charges (Cont'd)17.3 Special Access Service (Cont'd)17.3.4 Voice Grade Service (Cont'd)(C) Optional Features and Functions

Rates applicable for companies listed in 17.3.4(A).

(1) Bridging Per Port (Cont'd)

- Data Two-Wire/Four-Wire

<u>Filing Entity</u>	<u>Monthly Rate</u>	
Windstream North Carolina, Inc.	\$5.80	
Windstream Florida	\$5.80	
Windstream GA. Communications Corp.	\$5.80	
Georgia Windstream, Inc.	\$5.80	
Windstream Kentucky West	\$5.80	
Windstream New York, Inc. - Fulton	\$5.80	
Windstream New York, Inc. - Jamestown	\$5.80	
Windstream New York, Inc. - Red Jacket	\$5.80	
Oklahoma Windstream, Inc.	\$5.80	
Windstream Pennsylvania	\$5.80	
Windstream Sugar Land	\$5.80	
Windstream Georgia	\$5.80	
Windstream Mississippi	\$5.80	
Windstream Missouri	\$5.80	
Windstream Oklahoma	\$5.80	
Windstream South Carolina	\$5.80	
Windstream Western Reserve	\$5.80	
Windstream Alabama	\$5.80	
Texas Windstream	\$5.80	
Windstream Arkansas	\$5.80	
Windstream Standard	\$5.80	
Windstream Communications Kerrville	\$5.80	
Windstream Ohio	\$5.80	
Windstream Concord	\$5.80	
Windstream Lexcom	\$5.80	
Windstream Nebraska	\$1.29	
Windstream Kentucky East - Lexington	\$8.00	
Windstream Kentucky East - London	\$7.87	
Valor Oklahoma	\$9.64	
Valor New Mexico #1164	\$8.00	
Valor New Mexico #1193	\$8.00	
Valor Texas #1163	\$9.73	
Valor Texas # 1181	\$8.00	
Windstream Iowa Communications #1167	\$8.00	
Windstream Iowa Communications #1170, #1178	\$8.00	
Windstream Lakedale, Inc. #1414	\$5.80	(N)
Windstream Lakedale, Inc. #1482	\$5.80	(N)

* Daily Rates will be topped and maximum rates derived as set forth in 7.2.2(B) preceding.

(TR48)

Issued: June 16, 2011

Effective: July 1, 2011

4001 Rodney Parham Road
Little Rock, Arkansas 72212

ACCESS SERVICE

17. Rates and Charges (Cont'd)17.3 Special Access Service (Cont'd)17.3.4 Voice Grade Service (Cont'd)(C) Optional Features and Functions

Rates applicable for companies listed in 17.3.4(A).

(1) Bridging Per Port Cont'd)

- Telephoto Two-Wire/Four-Wire

<u>Filing Entity</u>	<u>Monthly Rate</u>	
Windstream North Carolina, Inc.	\$5.80	
Windstream Florida	\$5.80	
Windstream GA. Communications Corp.	\$5.80	
Georgia Windstream, Inc.	\$5.80	
Windstream Kentucky West	\$5.80	
Windstream New York, Inc. - Fulton	\$5.80	
Windstream New York, Inc. - Jamestown	\$5.80	
Windstream New York, Inc. - Red Jacket	\$5.80	
Oklahoma Windstream, Inc.	\$5.80	
Windstream Pennsylvania	\$5.80	
Windstream Sugar Land	\$5.80	
Windstream Georgia	\$5.80	
Windstream Mississippi	\$5.80	
Windstream Missouri	\$5.80	
Windstream Oklahoma	\$5.80	
Windstream South Carolina	\$5.80	
Windstream Western Reserve	\$5.80	
Windstream Alabama	\$5.80	
Texas Windstream	\$5.80	
Windstream Arkansas	\$5.80	
Windstream Standard	\$5.80	
Windstream Communications Kerrville	\$5.80	
Windstream Ohio	\$5.80	
Windstream Concord	\$5.80	
Windstream Lexcom	\$5.80	
Windstream Nebraska	\$1.29	
Windstream Kentucky East - Lexington	\$8.00	
Windstream Kentucky East - London	\$8.00	
Valor Oklahoma	\$5.80	
Valor New Mexico #1164	\$5.80	
Valor New Mexico #1193	\$5.80	
Valor Texas #1163	\$5.80	
Valor Texas # 1181	\$5.80	
Windstream Iowa Communications #1170, #1178	\$8.00	
Windstream Lakedale, Inc. #1414	\$5.80	(N)
Windstream Lakedale, Inc. #1482	\$5.80	(N)

* Daily Rates will be topped and maximum rates derived as set forth in 7.2.2(B) preceding.

(TR48)

Issued: June 16, 2011

Effective: July 1, 2011

4001 Rodney Parham Road
Little Rock, Arkansas 72212

ACCESS SERVICE

17. Rates and Charges (Cont'd)17.3 Special Access Service (Cont'd)17.3.4 Voice Grade Service (Cont'd)(C) Optional Features and Functions (Cont'd)

(2) Conditioning Per Termination

- C-Type

<u>Filing Entity</u>	<u>Monthly Rate</u>	
Windstream North Carolina, Inc.	\$19.30	
Windstream Florida	\$19.30	
Windstream GA. Communications Corp.	\$19.30	
Georgia Windstream, Inc.	\$19.30	
Windstream Kentucky West	\$19.30	
Windstream New York, Inc. - Fulton	\$19.30	
Windstream New York, Inc. - Jamestown	\$19.30	
Windstream New York, Inc. - Red Jacket	\$19.30	
Oklahoma Windstream, Inc.	\$19.30	
Windstream Pennsylvania	\$19.30	
Windstream Sugar Land	\$19.30	
Windstream Georgia	\$19.30	
Windstream Mississippi	\$19.30	
Windstream Missouri	\$19.30	
Windstream Oklahoma	\$19.30	
Windstream South Carolina	\$19.30	
Windstream Western Reserve	\$19.30	
Windstream Alabama	\$19.30	
Texas Windstream	\$19.30	
Windstream Arkansas	\$19.30	
Windstream Standard	\$19.30	
Windstream Communications Kerrville	\$19.30	
Windstream Ohio	\$19.30	
Windstream Concord	\$19.30	
Windstream Lexcom	\$19.30	
Windstream Nebraska	\$2.50	
Windstream Kentucky East - Lexington	\$1.50	
Windstream Kentucky East - London	\$11.12	
Valor Oklahoma	\$3.15	
Valor New Mexico #1164	\$1.61	
Valor New Mexico #1193	\$1.61	
Valor Texas #1163	\$3.15	
Valor Texas # 1181	\$3.24	
Windstream Iowa Communications #1167	\$1.50	
Windstream Iowa Communications #1170, #1178	\$11.12	
Windstream Lakedale, Inc. #1414	\$19.30	(N)
Windstream Lakedale, Inc. #1482	\$19.30	(N)

(TR48)

ACCESS SERVICE

17. Rates and Charges (Cont'd)17.3 Special Access Service (Cont'd)17.3.4 Voice Grade Service (Cont'd)(C) Optional Features and Functions (Cont'd)

(2) Conditioning Per Termination

- D-Type (Data Capability)

<u>Filing Entity</u>	<u>Monthly Rate</u>	<u>Nonrecurring Charge</u>
Windstream North Carolina, Inc.	\$19.30	
Windstream Florida	\$19.30	
Windstream GA. Communications Corp.	\$19.30	
Georgia Windstream, Inc.	\$19.30	
Windstream Kentucky West	\$19.30	
Windstream New York, Inc. - Fulton	\$19.30	
Windstream New York, Inc. - Jamestown	\$19.30	
Windstream New York, Inc. - Red Jacket	\$19.30	
Oklahoma Windstream, Inc.	\$19.30	
Windstream Pennsylvania	\$19.30	
Windstream Sugar Land	\$19.30	
Windstream Georgia	\$19.30	
Windstream Mississippi	\$19.30	
Windstream Missouri	\$19.30	
Windstream Oklahoma	\$19.30	
Windstream South Carolina	\$19.30	
Windstream Western Reserve	\$19.30	
Windstream Alabama	\$19.30	
Texas Windstream	\$19.30	
Windstream Arkansas	\$19.30	
Windstream Standard	\$19.30	
Windstream Communications Kerrville	\$19.30	
Windstream Ohio	\$19.30	
Windstream Concord	\$19.30	
Windstream Lexcom	\$19.30	
Windstream Nebraska	\$8.90	\$119.69
Windstream Kentucky East - Lexington	\$2.00	
Windstream Kentucky East - London	\$2.00	
Valor Oklahoma	\$2.00	
Valor New Mexico #1164	\$2.00	
Valor New Mexico #1193	\$2.00	
Valor Texas #1163	\$2.99	
Valor Texas # 1181	\$3.50	
Windstream Iowa Communications #1167	\$2.00	
Windstream Iowa Communications #1170, #1178	\$2.00	
Windstream Lakedale, Inc. #1414	\$19.30	(N)
Windstream Lakedale, Inc. #1482	\$19.30	(N)

(TR48)

ACCESS SERVICE

17. Rates and Charges (Cont'd)17.3 Special Access Service (Cont'd)17.3.4 Voice Grade Service (Cont'd)(C) Optional Features and Functions (Cont'd)

(2) Conditioning Per Termination

- Telephoto Capability

<u>Filing Entity</u>	<u>Monthly Rate</u>	
Windstream Sugar Land	\$9.58	
Valor Oklahoma	\$5.80	
Valor New Mexico #1164	\$5.80	
Valor New Mexico #1193	\$5.80	
Valor Texas #1163	\$5.80	
Valor Texas # 1181	\$5.80	
Windstream Iowa Communications #1170, #1178	\$2.81	(N)

(TR44)

Issued: December 17, 2010

Effective: January 1, 2011

4001 Rodney Parham Road
Little Rock, Arkansas 72212

ACCESS SERVICE

17. Rates and Charges (Cont'd)17.3 Special Access Service (Cont'd)17.3.4 Voice Grade Service (Cont'd)(C) Optional Features and Functions (Cont'd)

- (3) Improved Return Loss for Effective
Two-Wire or Four-Wire Transmission.
Rate applied per Channel Termination.

<u>Filing Entity</u>	<u>Monthly Rate</u>	
Windstream North Carolina, Inc.	\$18.50	
Windstream Florida	\$18.50	
Windstream GA. Communications Corp.	\$18.50	
Georgia Windstream, Inc.	\$18.50	
Windstream Kentucky West	\$18.50	
Windstream New York, Inc. - Fulton	\$18.50	
Windstream New York, Inc. - Jamestown	\$18.50	
Windstream New York, Inc. - Red Jacket	\$18.50	
Oklahoma Windstream, Inc.	\$18.50	
Windstream Pennsylvania	\$18.50	
Windstream Sugar Land	\$18.50	
Windstream Georgia	\$18.50	
Windstream Mississippi	\$18.50	
Windstream Missouri	\$18.50	
Windstream Oklahoma	\$18.50	
Windstream South Carolina	\$18.50	
Windstream Western Reserve	\$18.50	
Windstream Alabama	\$18.50	
Texas Windstream	\$18.50	
Windstream Arkansas	\$18.50	
Windstream Standard	\$18.50	
Windstream Communications Kerrville	\$18.50	
Windstream Ohio	\$18.50	
Windstream Concord	\$18.50	
Windstream Lexcom	\$18.50	
Windstream Nebraska	\$3.64	
Windstream Kentucky East - Lexington	\$3.75	
Windstream Kentucky East - London	\$3.75	
Valor Oklahoma	\$3.75	
Valor New Mexico #1164	\$3.75	
Valor New Mexico #1193	\$3.75	
Valor Texas #1163	\$3.75	
Valor Texas # 1181	\$3.75	
Windstream Iowa Communications #1167	\$3.75	
Windstream Iowa Communications #1170, #1178	\$3.75	
Windstream Lakedale, Inc. #1414	\$18.50	(N)
Windstream Lakedale, Inc. #1482	\$18.50	(N)

(TR48)

ACCESS SERVICE

17. Rates and Charges (Cont'd)17.3 Special Access Service (Cont'd)17.3.4 Voice Grade Service (Cont'd)(C) Optional Features and Functions (Cont'd)

- (4) Customer Specified Receive Level per
-
- Two-Wire Termination.

<u>Filing Entity</u>	<u>Monthly Rate</u>	
Windstream North Carolina, Inc.	\$12.70	
Windstream Florida	\$12.70	
Windstream GA. Communications Corp.	\$12.70	
Georgia Windstream, Inc.	\$12.70	
Windstream Kentucky West	\$12.70	
Windstream New York, Inc. - Fulton	\$12.70	
Windstream New York, Inc. - Jamestown	\$12.70	
Windstream New York, Inc. - Red Jacket	\$12.70	
Oklahoma Windstream, Inc.	\$12.70	
Windstream Pennsylvania	\$12.70	
Windstream Sugar Land	\$12.70	
Windstream Georgia	\$12.70	
Windstream Mississippi	\$12.70	
Windstream Missouri	\$12.70	
Windstream Oklahoma	\$12.70	
Windstream South Carolina	\$12.70	
Windstream Western Reserve	\$12.70	
Windstream Alabama	\$12.70	
Texas Windstream	\$12.70	
Windstream Arkansas	\$12.70	
Windstream Standard	\$12.70	
Windstream Communications Kerrville	\$12.70	
Windstream Ohio	\$12.70	
Windstream Concord	\$12.70	
Windstream Lexcom	\$12.70	
Windstream Iowa Communications #1170, #1178	-	
Windstream Lakedale, Inc. #1414	\$12.70	(N)
Windstream Lakedale, Inc. #1482	\$12.70	(N)

(TR48)

ACCESS SERVICE

17. Rates and Charges (Cont'd)17.3 Special Access Service (Cont'd)17.3.4 Voice Grade Service (Cont'd)(C) Optional Features and Functions (Cont'd)

- (5) Multiplexing per Arrangement.
Voice to Telegraph grade per
Channel Termination.

<u>Filing Entity</u>	<u>Monthly Rate</u>	<u>Nonrecurring Charge</u>	
Windstream Sugar Land	\$240.77		
Valor Oklahoma	\$216.75	\$100.00	
Valor New Mexico #1164	\$216.76	\$100.00	
Valor New Mexico #1193	\$216.76	\$100.00	
Valor Texas #1163	\$216.76	\$100.00	
Valor Texas # 1181	\$216.76	\$100.00	
Windstream Iowa Communications #1170,#1178	\$216.75	\$200.00	(N)

(TR44)

Issued: December 17, 2010

Effective: January 1, 2011

4001 Rodney Parham Road
Little Rock, Arkansas 72212

ACCESS SERVICE

17. Rates and Charges (Cont'd)17.3 Special Access Service (Cont'd)17.3.4 Voice Grade Service (Cont'd)(C) Optional Features and Functions (Cont'd)

(6) Signaling Capability per Termination.

<u>Filing Entity</u>	<u>Monthly Rate</u>	
Windstream North Carolina, Inc.	\$2.70	
Windstream Florida	\$2.70	
Windstream GA. Communications Corp.	\$2.70	
Georgia Windstream, Inc.	\$2.70	
Windstream Kentucky West	\$2.70	
Windstream New York, Inc. - Fulton	\$2.70	
Windstream New York, Inc. - Jamestown	\$2.70	
Windstream New York, Inc. - Red Jacket	\$2.70	
Oklahoma Windstream, Inc.	\$2.70	
Windstream Pennsylvania	\$2.70	
Windstream Sugar Land	\$2.70	
Windstream Georgia	\$2.70	
Windstream Mississippi	\$2.70	
Windstream Missouri	\$2.70	
Windstream Oklahoma	\$2.70	
Windstream South Carolina	\$2.70	
Windstream Western Reserve	\$2.70	
Windstream Alabama	\$2.70	
Texas Windstream	\$2.70	
Windstream Arkansas	\$2.70	
Windstream Standard	\$2.70	
Windstream Communications Kerrville	\$2.70	
Windstream Ohio	\$2.70	
Windstream Concord	\$2.70	
Windstream Lexcom	\$2.70	
Windstream Nebraska	\$13.19	
Windstream Kentucky East - Lexington	\$10.00	
Windstream Kentucky East - London	\$16.51	
Valor Oklahoma	\$10.00	
Valor New Mexico #1164	\$10.00	
Valor New Mexico #1193	\$10.00	
Valor Texas #1163	\$10.00	
Valor Texas # 1181	\$14.00	
Windstream Iowa Communications #1170, #1178	\$16.51	
Windstream Lakedale, Inc. #1414	\$2.70	(N)
Windstream Lakedale, Inc. #1482	\$2.70	(N)

(TR48)

ACCESS SERVICE

- 17. Rates and Charges (Cont'd)
- 17.3 Special Access Service (Cont'd)
- 17.3.4 Voice Grade Service (Cont'd)
 - (C) Optional Features and Functions (Cont'd)
 - (7) Reserve For Future Use

(D)

(D)

(TR 93)

Issued: November 16, 2017

Effective: December 1, 2017

Vice President - Tariffs
4001 Rodney Parham Road
Little Rock, Arkansas 72212

17. Rates and Charges (Cont'd)

17.3 Special Access Service (Cont'd)

17.3.4 Voice Grade Service (Cont'd)

 (C) Optional Features and Functions (Cont'd)

 (8) Reserve For Future Use

(D)

17. Rates and Charges (Cont'd)

17.3 Special Access Service (Cont'd)

17.3.4 Voice Grade Service (Cont'd)

 (C) Optional Features and Functions (Cont'd)

 (9) Reserve For Future Use

(D)

ACCESS SERVICE

17. Rates and Charges (Cont'd)17.3 Special Access Service (Cont'd)17.3.4 Voice Grade Service (Cont'd)(C) Optional Features and Functions (Cont'd)

(10) Improved Termination Option for Termination.

<u>Filing Entity</u>	<u>Monthly Rate</u>	
Windstream North Carolina, Inc.	\$10.98	
Windstream Florida	\$10.98	
Windstream GA. Communications Corp.	\$10.98	
Georgia Windstream, Inc.	\$10.98	
Windstream Kentucky West	\$10.98	
Windstream New York, Inc. - Fulton	\$10.98	
Windstream New York, Inc. - Jamestown	\$10.98	
Windstream New York, Inc. - Red Jacket	\$10.98	
Oklahoma Windstream, Inc.	\$10.98	
Windstream Pennsylvania	\$10.98	
Windstream Sugar Land	\$10.98	
Windstream Georgia	\$10.98	
Windstream Mississippi	\$10.98	
Windstream Missouri	\$10.98	
Windstream Oklahoma	\$10.98	
Windstream South Carolina	\$10.98	
Windstream Western Reserve	\$10.98	
Windstream Alabama	\$10.98	
Texas Windstream	\$10.98	
Windstream Arkansas	\$10.98	
Windstream Standard	\$10.98	
Windstream Communications Kerrville	\$10.98	
Windstream Ohio	\$10.98	
Windstream Concord	\$10.98	
Windstream Lexcom	\$10.98	
Valor Oklahoma	\$10.00	
Valor New Mexico #1164	\$10.00	
Valor New Mexico #1193	\$10.00	
Valor Texas #1163	\$10.00	
Valor Texas # 1181	\$10.00	
Windstream Iowa Communications #1167	\$10.00	
Windstream Lakedale, Inc. #1414	\$10.98	(N)
Windstream Lakedale, Inc. #1482	\$10.98	(N)

(TR48)

ACCESS SERVICE

17. Rates and Charges (Cont'd)17.3 Special Access Service (Cont'd)17.3.4 Voice Grade Service (Cont'd)(C) Optional Features and Functions (Cont'd)

(11) Reserve For Future Use

(D)

|
|
|
|
|

(D)

(12) Reserve For Future Use

(D)

|
|
|
|
|

(D)

(13) DATAPHONE Select-A-Station Bridging

Sequential Arrangement, Ports per Channel Connected

- Two Wire

Filing Entity

Valor Oklahoma	\$21.23
Valor New Mexico #1164	\$21.23
Valor New Mexico #1193	\$21.23
Valor Texas #1163	\$21.23
Valor Texas # 1181	\$21.23
Windstream Iowa Communications #1170,#1178	\$21.23

- Four Wire

Filing Entity

Valor Oklahoma	\$112.80
Valor New Mexico #1164	\$112.80
Valor New Mexico #1193	\$112.80
Valor Texas #1163	\$112.80
Valor Texas # 1181	\$112.80
Windstream Iowa Communications #1170,#1178	\$112.80

(TR 93)

ACCESS SERVICE

17. Rates and Charges (Cont'd)17.3 Special Access Service (Cont'd)17.3.4 Voice Grade Service (Cont'd)(C) Optional Features and Functions (Cont'd)

(14) DATAPHONE Select-A-Station Bridging

Addressable Arrangement, Ports per Channel Connected

- Two Wire

<u>Filing Entity</u>	<u>Monthly Rate</u>	
Valor Oklahoma	\$22.76	
Valor New Mexico #1164	\$22.76	
Valor New Mexico #1193	\$22.76	
Valor Texas #1163	\$22.76	
Valor Texas # 1181	\$22.76	
Windstream Iowa Communications #1170,#1178	\$22.76	(N)

- Four Wire

<u>Filing Entity</u>		
Valor Oklahoma	\$115.88	
Valor New Mexico #1164	\$115.88	
Valor New Mexico #1193	\$115.88	
Valor Texas #1163	\$115.88	
Valor Texas # 1181	\$115.88	
Windstream Iowa Communications #1170,#1178	\$115.88	(N)

(15) Telemetry and Alarm Bridging

- Alarm Distribution Bridging - Common Equipment

<u>Filing Entity</u>	
Valor Oklahoma	\$30.00
Valor New Mexico #1164	\$30.00
Valor New Mexico #1193	\$30.00
Valor Texas #1163	\$30.00
Valor Texas # 1181	\$30.00

- Active Bridging-Summation per Circuit Connection

<u>Filing Entity</u>	
Valor Oklahoma	\$2.00
Valor New Mexico #1164	\$2.00
Valor New Mexico #1193	\$2.00
Valor Texas #1163	\$2.00
Valor Texas # 1181	\$2.00
Windstream Iowa Communications #1170,#1178	\$1.37

(TR44)

17. Rates and Charges (Cont'd)

17.3.4 Voice Grade Service (Cont'd)

(15) Telemetry and Alarm Bridging (Cont'd)

<u>Filing Entity</u>	<u>Monthly Rate</u>
Valor Oklahoma	\$0.20
Valor New Mexico #1164	\$0.20
Valor New Mexico #1193	\$0.20
Valor Texas #1163	\$0.20
Valor Texas # 1181	\$0.20
Windstream Iowa Communications #1170,#1178	\$0.20

(TR 93X)

ACCESS SERVICE

17. Rates and Charges (Cont'd)17.3 Special Access Service (Cont'd)17.3.5 Program Audio Service (Cont'd)(A) Channel Termination Per Termination (Cont'd)

(2) 200 to 3500 Hz

<u>Filing Entity</u>	<u>Monthly Rate</u>		<u>Daily* Rate</u>	<u>Nonrecurring Charge</u>	
Windstream Florida	\$ 9.49		\$ 0.95	\$ 190.00	(D)
Windstream GA. Communications Corp.	9.66		0.97	190.00	(D)
Georgia Windstream, Inc.	9.66		0.97	190.00	(D)
Oklahoma Windstream, Inc.	10.50		1.05	190.00	(D)
Windstream Pennsylvania	11.39		1.14	190.00	(D)
Windstream Sugar Land	13.64		1.36	190.00	(D)
Windstream Georgia	9.66		0.97	190.00	(D)
Windstream Missouri	11.17		1.12	190.00	(D)
Windstream Oklahoma	10.50		1.05	190.00	(D)
Windstream South Carolina	8.68		0.87	190.00	(D)
Windstream Western Reserve	10.02		1.00	190.00	(D)
Windstream Alabama	13.91		1.39	190.00	(D)
Texas Windstream	14.17		1.42	190.00	(D)
Windstream Arkansas	7.67		0.77	190.00	(D)
Windstream Standard	6.27		0.63	190.00	(D)
Windstream Nebraska	17.50		1.75	213.29	(D)
Windstream Kentucky East - Lexington	39.72	(R)	3.97	(R) 200.00	(D)
Windstream Kentucky East - London	30.00		3.00	200.00	(D)
Valor Oklahoma	38.35		3.84	200.00	(D)
Valor New Mexico #1193	41.00		4.10	200.00	(D)
Valor Texas #1163	30.50		3.05	200.00	(D)
Valor Texas #1181	44.60		4.46	200.00	(D)
Windstream Iowa Communications #1167	46.39		4.64	200.00	(D)
Windstream Iowa Communications #1170, #1178	37.00		3.70	200.00	(D)

* Daily Rates will be topped and maximum rates derived as set forth in 7.2.2(B) preceding.

(TR 93)

Issued: November 16, 2017

Effective: December 1, 2017

Vice President - Tariffs
4001 Rodney Parham Road
Little Rock, Arkansas 72212

ACCESS SERVICE

17. Rates and Charges (Cont'd)17.3 Special Access Service (Cont'd)17.3.5 Program Audio Service (Cont'd)(A) Channel Termination Per Termination (Cont'd)

(2) 100 to 5000 Hz

<u>Filing Entity</u>	<u>Monthly Rate</u>	<u>Daily* Rate</u>	<u>Nonrecurring Charge</u>
Windstream Florida	\$ 14.32	\$ 1.43	\$ 190.00
Windstream GA. Communications Corp.	14.58	1.46	190.00
Georgia Windstream, Inc.	14.58	1.46	190.00
Oklahoma Windstream, Inc.	13.12	1.31	190.00
Windstream Pennsylvania	17.19	1.72	190.00
Windstream Sugar Land	20.59	2.06	190.00
Windstream Georgia	14.58	1.46	190.00
Windstream Missouri	13.96	1.40	190.00
Windstream Oklahoma	13.12	1.31	190.00
Windstream South Carolina	13.11	1.31	190.00
Windstream Western Reserve	21.81	2.18	190.00
Windstream Alabama	21.00	2.10	190.00
Texas Windstream	17.71	1.77	190.00
Windstream Arkansas	9.58	0.96	190.00
Windstream Standard	9.47	0.95	190.00
Windstream Nebraska	29.65	2.97	213.29
Windstream Kentucky East - Lexington	39.83 (R)	3.97 (R)	200.00
Windstream Kentucky East - London	30.00	3.00	200.00
Valor Oklahoma	38.35	3.84	200.00
Valor New Mexico #1193	41.00	4.10	200.00
Valor Texas #1163	30.50	3.05	200.00
Valor Texas #1181	44.60	4.46	200.00
Windstream Iowa Communications #1167	46.39	4.64	200.00
Windstream Iowa Communications #1170, #1178	37.00	3.70	200.00

* Daily Rates will be topped and maximum rates derived as set forth in 7.2.2(B) preceding.

(TR 96)

Issued: June 18, 2018

Effective: July 3, 2018

Vice President - Tariffs
4001 Rodney Parham Road
Little Rock, Arkansas

ACCESS SERVICE

17. Rates and Charges (Cont'd)17.3 Special Access Service (Cont'd)17.3.5 Program Audio Service (Cont'd)(A) Channel Termination Per Termination (Cont'd)

(3) 50 to 8000 Hz

<u>Filing Entity</u>	<u>Monthly Rate</u>	<u>Daily* Rate</u>	<u>Nonrecurring Charge</u>
Windstream Florida	\$ 14.32	\$ 1.43	\$ 190.00
Windstream GA. Communications Corp.	14.58	1.46	190.00
Georgia Windstream, Inc.	14.58	1.46	190.00
Oklahoma Windstream, Inc.	13.12	1.31	190.00
Windstream Pennsylvania	17.19	1.72	190.00
Windstream Sugar Land	20.59	2.06	190.00
Windstream Georgia	14.58	1.46	190.00
Windstream Missouri	13.96	1.40	190.00
Windstream Oklahoma	13.12	1.31	190.00
Windstream South Carolina	13.03	(R) 1.30	(R) 190.00
Windstream Western Reserve	21.81	2.18	190.00
Windstream Alabama	21.00	2.10	190.00
Texas Windstream	17.71	1.77	190.00
Windstream Arkansas	9.58	0.96	190.00
Windstream Standard	9.47	0.95	190.00
Windstream Nebraska	29.65	2.97	213.29
Windstream Kentucky East - Lexington	39.90	4.00	200.00
Windstream Kentucky East - London	30.00	3.00	200.00
Valor Oklahoma	38.35	3.84	200.00
Valor New Mexico #1193	41.00	4.10	200.00
Valor Texas #1163	30.50	3.05	200.00
Valor Texas #1181	44.60	4.46	200.00
Windstream Iowa Communications #1167	46.39	4.64	200.00
Windstream Iowa Communications #1167, #1178	37.00	3.70	200.00

* Daily Rates will be topped and maximum rates derived as set forth in 7.2.2(B) preceding.

(TR 96)

Issued: June 18, 2018

Effective: July 3, 2018

Vice President - Tariffs
4001 Rodney Parham Road
Little Rock, Arkansas

ACCESS SERVICE

17. Rates and Charges (Cont'd)17.3 Special Access Service (Cont'd)17.3.5 Program Audio Service (Cont'd)(A) Channel Termination Per Termination (Cont'd)

(4) 50 to 15000 Hz

<u>Filing Entity</u>	<u>Monthly Rate</u>	<u>Daily* Rate</u>	<u>Nonrecurring Charge</u>
Windstream Florida	14.24 (R)	1.42 (R)	190.00
Windstream GA. Communications Corp.	14.49 (R)	1.45	190.00
Georgia Windstream, Inc.	14.51	1.45	190.00
Oklahoma Windstream, Inc.	13.12	1.31	190.00
Windstream Pennsylvania	17.19	1.72	190.00
Windstream Sugar Land	20.59	2.06	190.00
Windstream Georgia	14.51	1.45	190.00
Windstream Missouri	13.96	1.40	190.00
Windstream Oklahoma	13.12	1.31	190.00
Windstream South Carolina	13.11	1.31	190.00
Windstream Western Reserve	21.81	2.18	190.00
Windstream Alabama	21.00	2.10	190.00
Texas Windstream	17.71	1.77	190.00
Windstream Arkansas	9.58	0.96	190.00
Windstream Standard	9.47	0.95	190.00
Windstream Nebraska	29.65	2.97	213.29
Windstream Kentucky East - Lexington	39.90	4.00	200.00
Windstream Kentucky East - London	30.00	3.00	200.00
Valor Oklahoma	38.35	3.84	200.00
Valor New Mexico #1193	41.00	4.10	200.00
Valor Texas #1163	30.50	3.05	200.00
Valor Texas #1181	44.60	4.46	200.00
Windstream Iowa Communications #1167	46.39	4.64	200.00
Windstream Iowa Communications #1170, #1178	37.00	3.70	200.00

* Daily Rates will be topped and maximum rates derived as set forth in 7.2.2(B) preceding.

(TR 96)

Issued: June 18, 2018

Effective: July 3, 2018

Vice President - Tariffs
4001 Rodney Parham Road
Little Rock, Arkansas

ACCESS SERVICE

- 17. Rates and Charges (Cont'd)
- 17.3 Special Access Service (Cont'd)

(D)

(D)

(TR 93)

Issued: November 16, 2017

Effective: December 1, 2017

Vice President - Tariffs
4001 Rodney Parham Road
Little Rock, Arkansas 72212

ACCESS SERVICE

- 17. Rates and Charges (Cont'd)
- 17.3 Special Access Service (Cont'd)

(D)

(D)

(TR 93)

Issued: November 16, 2017

Effective: December 1, 2017

Vice President - Tariffs
4001 Rodney Parham Road
Little Rock, Arkansas 72212

ACCESS SERVICE

17. Rates and Charges (Cont'd)

17.3 Special Access Service (Cont'd)

(D)

(D)

(TR 93)

Issued: November 16, 2017

Effective: December 1, 2017

Vice President - Tariffs
4001 Rodney Parham Road
Little Rock, Arkansas 72212

ACCESS SERVICE

- 17. Rates and Charges (Cont'd)
- 17.3 Special Access Service (Cont'd)

(D)

(D)

(TR 93)

Issued: November 16, 2017

Effective: December 1, 2017

Vice President - Tariffs
4001 Rodney Parham Road
Little Rock, Arkansas 72212

ACCESS SERVICE

17. Rates and Charges (Cont'd)17.3 Special Access Service (Cont'd)17.3.5 Program Audio Service (Cont'd)(C) Optional Features and Functions

Rates applicable for companies listed in 17.3.5(A).

- (1) Bridging, Distribution Amplifier
-
- Per Port

<u>Filing Entity</u>	<u>Monthly Rate</u>	<u>Daily* Rate</u>		
Windstream Sugar Land	\$21.28	\$2.13		
Valor Oklahoma	\$1.00	\$0.10		
Valor New Mexico #1164	\$1.00	\$0.10		
Valor New Mexico #1193	\$1.00	\$0.10		
Valor Texas #1163	\$1.00	\$0.10		
Valor Texas # 1181	\$1.00	\$0.10		
Windstream Iowa Communications #1167	\$1.00	\$0.10	(N)	(N)
Windstream Iowa Communications #1170, #1178	\$1.00	\$0.10	(N)	(N)

(TR44)

Issued: December 17, 2010

Effective: January 1, 2011

4001 Rodney Parham Road
Little Rock, AR 72212

ACCESS SERVICE

17. Rates and Charges (Cont'd)17.3 Special Access Service (Cont'd)17.3.5 Program Audio Service (Cont'd)(C) Optional Features and Functions (Cont'd)

Rates applicable for companies listed in 17.3.5(A).

- (2) Gain Conditioning. Rate applied
-
- per Channel Termination.

<u>Filing Entity</u>	<u>Monthly Rate</u>	<u>Daily*</u> <u>Rate</u>	
Windstream North Carolina, Inc.	\$12.00	\$1.20	
Windstream Florida	\$12.00	\$1.20	
Windstream GA. Communications Corp.	\$12.00	\$1.20	
Georgia Windstream, Inc.	\$12.00	\$1.20	
Windstream Kentucky	\$12.00	\$1.20	
Windstream NY, Inc. - Fulton	\$12.00	\$1.20	
Windstream NY, Inc. - Jamestown	\$12.00	\$1.20	
Windstream NY, Inc. - Red Jacket	\$12.00	\$1.20	
Oklahoma Windstream, Inc.	\$12.00	\$1.20	
Windstream Pennsylvania	\$12.00	\$1.20	
Windstream Sugar Land	\$12.00	\$1.20	
Windstream Georgia	\$12.00	\$1.20	
Windstream Mississippi	\$12.00	\$1.20	
Windstream Missouri	\$12.00	\$1.20	
Windstream Oklahoma	\$12.00	\$1.20	
Windstream South Carolina	\$12.00	\$1.20	
Windstream Western Reserve	\$12.00	\$1.20	
Windstream Alabama	\$12.00	\$1.20	
Texas Windstream	\$12.00	\$1.20	
Windstream Arkansas	\$12.00	\$1.20	
Windstream Standard	\$12.00	\$1.20	
Windstream Communications Kerrville	\$12.00	\$1.20	
Windstream Ohio	\$12.00	\$1.20	
Windstream Concord	\$12.00	\$1.20	
Windstream Lexcom	\$12.00	\$1.20	
Valor Oklahoma	\$1.00	\$0.10	
Valor New Mexico #1164	\$1.00	\$0.10	
Valor New Mexico #1193	\$1.00	\$0.10	
Valor Texas #1163	\$1.00	\$0.10	
Valor Texas # 1181	\$1.00	\$0.10	
Windstream Iowa Communications #1167	\$1.00	\$0.10	
Windstream Iowa Communications #1170, #1178	\$1.00	\$0.10	
Windstream Lakedale, Inc. #1414	\$12.00	\$1.20	(N) (N)
Windstream Lakedale, Inc. #1482	\$12.00	\$1.20	(N) (N)

* Daily Rates will be topped and maximum rates derived as set forth in 7.2.2(B)
preceding.

(TR48)

17. Rates and Charges (Cont'd)

17.3 Special Access Service (Cont'd)

(D)

⋮

(D)

17. Rates and Charges (Cont'd)

17.3 Special Access Service (Cont'd)

17.3.6 Video Service

		Monthly	Daily*	Nonrecurring	
		Rate	Rate	Charge	
(A)	Channel			Monthly	Daily
	Termination				
	- Per Termination				
	- TV-1 or 2				
	Windstream Nebraska	\$1,421.63	\$781.89	None	None
	Windstream Kentucky East - Lexington	518.00	207.00	\$750.00	\$625.00

(D)

⋮

(D)

(TR 93)

Vice President - Tariffs
4001 Rodney Parham Road
Little Rock, AR 72212

ACCESS SERVICE

17. Rates and Charges (Cont'd)17.3 Special Access Service (Cont'd)17.3.7 Digital Data Service

Regulations concerning Digital Data Service are set forth in 7.9 preceding.

(A) Channel Termination Per Termination

(1) 2.4 Kbps

<u>Filing Entity</u>	<u>Monthly Rate</u>	<u>Nonrecurring Charge</u>
Windstream Florida	\$ 23.27	\$ 140.00
Windstream GA. Communications Corp.	23.69	140.00
Georgia Windstream, Inc.	23.69	140.00
Oklahoma Windstream, Inc.	35.14	140.00
Windstream Pennsylvania	27.94	140.00
Windstream Sugar Land	33.46	140.00
Windstream Georgia	23.69	140.00
Windstream Missouri	40.49	140.00
Windstream Oklahoma	35.14	140.00
Windstream South Carolina	21.30	140.00
Windstream Western Reserve	43.23	140.00
Windstream Alabama	34.13	140.00
Texas Windstream	49.45	140.00
Windstream Arkansas	27.27	140.00
Windstream Standard	15.39	140.00
Windstream Nebraska	51.65	230.04
Windstream Kentucky East - Lexington	86.45	250.00
Windstream Kentucky East - London	46.73	250.00
Valor Oklahoma	64.69	250.00
Valor New Mexico #1193	68.00	250.00
Valor Texas #1163	67.14	(R) 300.00
Valor Texas #1181	68.00	250.00
Windstream Iowa Communications #1167	97.00	250.00
Windstream Iowa Communications #1170, #1178	70.00	245.00

(TR 98)

Issued: September 14, 2018

Effective: October 1, 2018

Vice President - Tariffs
4001 Rodney Parham Road
Little Rock, Arkansas

ACCESS SERVICE

17. Rates and Charges (Cont'd)17.3 Special Access Service (Cont'd)17.3.7 Digital Data Service (Cont'd)(A) Channel Termination Per Termination (Cont'd)

(2) 4.8 Kbps

<u>Filing Entity</u>	<u>Monthly Rate</u>	<u>Nonrecurring Charge</u>
Windstream Florida	\$ 23.27	\$ 140.00
Windstream GA. Communications Corp.	23.69	140.00
Georgia Windstream, Inc.	23.69	140.00
Oklahoma Windstream, Inc.	35.14	140.00
Windstream Pennsylvania	27.94	140.00
Windstream Sugar Land	33.46	140.00
Windstream Georgia	23.69	140.00
Windstream Missouri	40.49	140.00
Windstream Oklahoma	35.14	140.00
Windstream South Carolina	21.30	140.00
Windstream Western Reserve	43.23	140.00
Windstream Alabama	34.13	140.00
Texas Windstream	49.45 (R)	140.00
Windstream Arkansas	27.27	140.00
Windstream Standard	15.39	140.00
Windstream Nebraska	51.65	230.04
Windstream Kentucky East - Lexington	86.45 (R)	250.00
Windstream Kentucky East - London	46.73 (R)	250.00
Valor Oklahoma	64.69	250.00
Valor New Mexico #1164	68.00	250.00
Valor New Mexico #1193	68.00	250.00
Valor Texas #1163	67.24	300.00
Valor Texas #1181	68.00	250.00
Windstream Iowa Communications #1167	97.00	250.00
Windstream Iowa Communications #1170, #1178	70.00	245.00

(TR 96)

Issued: June 18, 2018

Effective: July 3, 2018

Vice President - Tariffs
4001 Rodney Parham Road
Little Rock, Arkansas

ACCESS SERVICE

17. Rates and Charges (Cont'd)17.3 Special Access Service (Cont'd)17.3.7 Digital Data Service (Cont'd)(A) Channel Termination Per Termination (Cont'd)

(3) 9.6 Kpbs

<u>Filing Entity</u>	<u>Monthly Rate</u>	<u>Nonrecurring Charge</u>
Windstream Florida	\$ 23.27	\$ 140.00
Windstream GA. Communications Corp.	23.69	140.00
Georgia Windstream, Inc.	23.69	140.00
Oklahoma Windstream, Inc.	35.14	140.00
Windstream Pennsylvania	27.94	140.00
Windstream Sugar Land	33.46	140.00
Windstream Georgia	23.69	140.00
Windstream Missouri	40.44	140.00
Windstream Oklahoma	35.10	140.00
Windstream South Carolina	21.30	140.00
Windstream Western Reserve	43.23	140.00
Windstream Alabama	34.13	140.00
Texas Windstream	49.45	140.00
Windstream Arkansas	27.23 (R)	140.00
Windstream Standard	15.39	140.00
Windstream Nebraska	51.65	230.04
Windstream Kentucky East - Lexington	86.45	250.00
Windstream Kentucky East - London	46.73	250.00
Valor Oklahoma	64.60	250.00
Valor New Mexico #1193	68.00	250.00
Valor Texas #1163	67.14 (R)	300.00
Valor Texas #1181	68.00	250.00
Windstream Iowa Communications #1167	97.00	250.00
Windstream Iowa Communications #1170, #1178	70.00	245.00

(TR 98)

Issued: September 14, 2018

Effective: October 1, 2018

Vice President - Tariffs
4001 Rodney Parham Road
Little Rock, Arkansas

ACCESS SERVICE

17. Rates and Charges (Cont'd)17.3 Special Access Service (Cont'd)17.3.7 Digital Data Service (Cont'd)(A) Channel Termination Per Termination (Cont'd)

(4) 19.2 Kbps

<u>Filing Entity</u>	<u>Monthly Rate</u>	<u>Nonrecurring Charge</u>
Windstream Florida	\$ 23.27	\$ 140.00
Windstream GA. Communications Corp.	23.69	140.00
Georgia Windstream, Inc.	23.69	140.00
Oklahoma Windstream, Inc.	35.14	140.00
Windstream Pennsylvania	27.94	140.00
Windstream Sugar Land	33.46	140.00
Windstream Georgia	23.69	140.00
Windstream Missouri	40.49	140.00
Windstream Oklahoma	35.14	140.00
Windstream South Carolina	21.30	140.00
Windstream Western Reserve	43.23	140.00
Windstream Alabama	34.13	140.00
Texas Windstream	49.45 (R)	140.00
Windstream Arkansas	27.27	140.00
Windstream Standard	15.39	140.00
Windstream Nebraska	51.65	230.04
Windstream Kentucky East - Lexington	86.45 (R)	250.00
Windstream Kentucky East - London	46.73 (R)	250.00
Valor Oklahoma	64.89	250.00
Valor New Mexico #1193	68.00	250.00
Valor Texas #1163	67.24	300.00
Valor Texas #1181	68.00	250.00
Windstream Iowa Communications #1167	97.00	250.00
Windstream Iowa Communications #1170, #1178	70.00	245.00

(TR 96)

Issued: June 18, 2018

Effective: July 3, 2018

Vice President - Tariffs
4001 Rodney Parham Road
Little Rock, Arkansas

ACCESS SERVICE

17. Rates and Charges (Cont'd)17.3 Special Access Service (Cont'd)17.3.7 Digital Data Service (Cont'd)(A) Channel Termination Per Termination (Cont'd)

(5) 56.0 Kbps

<u>Filing Entity</u>	<u>Monthly Rate</u>	<u>Nonrecurring Charge</u>
Windstream Florida	\$ 32.57	\$ 140.00
Windstream GA. Communications Corp.	35.41	140.00
Georgia Windstream, Inc.	35.41	140.00
Oklahoma Windstream, Inc.	35.10	140.00
Windstream Pennsylvania	42.08 (R)	140.00
Windstream Sugar Land	48.51 (R)	140.00
Windstream Georgia	35.41	140.00
Windstream Missouri	40.44	140.00
Windstream Oklahoma	35.10	140.00
Windstream South Carolina	31.80	140.00
Windstream Western Reserve	42.79	140.00
Windstream Alabama	53.19	140.00
Texas Windstream	49.45	140.00
Windstream Arkansas	27.23 (R)	140.00
Windstream Standard	18.37	140.00
Windstream Nebraska	51.46	230.04
Windstream Kentucky East - Lexington	85.09	250.00
Windstream Kentucky East - London	61.64	250.00
Valor Oklahoma	78.05 (R)	250.00
Valor New Mexico #1193	80.46 (R)	250.00
Valor Texas #1163	82.75	300.00
Valor Texas #1181	83.47	250.00
Windstream Iowa Communications #1167	93.55	250.00
Windstream Iowa Communications #1170, #1178	78.90	245.00

(TR 98)

Issued: September 14, 2018

Effective: October 1, 2018

Vice President - Tariffs
4001 Rodney Parham Road
Little Rock, Arkansas

ACCESS SERVICE

17. Rates and Charges (Cont'd)17.3 Special Access Service (Cont'd)17.3.7 Digital Data Service (Cont'd)(A) Channel Termination Per Termination (Cont'd)

(6) 64.0 Kbps

<u>Filing Entity</u>	<u>Monthly Rate</u>	<u>Nonrecurring Charge</u>
Windstream Florida	\$ 32.57	\$ 140.00
Windstream GA. Communications Corp.	35.41	140.00
Georgia Windstream, Inc.	35.41	140.00
Oklahoma Windstream, Inc.	35.10	140.00
Windstream Pennsylvania	42.08 (R)	140.00
Windstream Sugar Land	48.58	140.00
Windstream Georgia	35.46	140.00
Windstream Missouri	40.49	140.00
Windstream Oklahoma	35.10	140.00
Windstream South Carolina	31.85	140.00
Windstream Western Reserve	42.86	140.00
Windstream Alabama	53.19	140.00
Texas Windstream	49.45	140.00
Windstream Arkansas	27.23 (R)	140.00
Windstream Standard	18.37	140.00
Windstream Nebraska	51.55	230.04
Windstream Kentucky East - Lexington	85.09	250.00
Windstream Kentucky East - London	61.64	250.00
Valor Oklahoma	78.05 (R)	250.00
Valor New Mexico #1193	80.46 (R)	250.00
Valor Texas #1163	82.75	300.00
Valor Texas #1181	83.47	250.00
Windstream Iowa Communications #1167	93.67	250.00
Windstream Iowa Communications #1170, #1178	78.90	245.00

(TR 98)

Issued: September 14, 2018

Effective: October 1, 2018

Vice President - Tariffs
4001 Rodney Parham Road
Little Rock, Arkansas

ACCESS SERVICE

- 17. Rates and Charges (Cont'd)
- 17.3 Special Access Service (Cont'd)

(D)

(D)

(TR 93)

Issued: November 16, 2017

Effective: December 1, 2017

Vice President - Tariffs
4001 Rodney Parham Road
Little Rock, AR 72212

ACCESS SERVICE

- 17. Rates and Charges (Cont'd)
- 17.3 Special Access Service (Cont'd)

(D)

(D)

(TR 93)

Issued: November 16, 2017

Effective: December 1, 2017

Vice President - Tariffs
4001 Rodney Parham Road
Little Rock, AR 72212

ACCESS SERVICE

- 17. Rates and Charges (Cont'd)
- 17.3 Special Access Service (Cont'd)

(D)

(D)

(TR 93)

Issued: November 16, 2017

Effective: December 1, 2017

Vice President - Tariffs
4001 Rodney Parham Road
Little Rock, AR 72212

ACCESS SERVICE

17. Rates and Charges (Cont'd)

(D)

(D)

(TR 93)

Issued: November 16, 2017

Effective: December 1, 2017

Vice President - Tariffs
4001 Rodney Parham Road
Little Rock, AR 72212

ACCESS SERVICE

- 17. Rates and Charges (Cont'd)
- 17.3 Special Access Service (Cont'd)

(D)

(D)

(TR 93)

Issued: November 16, 2017

Effective: December 1, 2017

Vice President - Tariffs
4001 Rodney Parham Road
Little Rock, AR 72212

17. Rates and Charges (Cont'd)

17.3 Special Access Service (Cont'd)

(D)

ACCESS SERVICE

17. Rates and Charges (Cont'd)17.3 Special Access Service (Cont'd)17.3.7 Digital Data Service (Cont'd)(C) Optional Features and Functions

Rates applicable for companies listed in 17.3.7(A).

(1) Bridging per port

<u>Filing Entity</u>	<u>Monthly Rate</u>	
Windstream North Carolina, Inc.	\$5.80	
Windstream Florida	\$5.80	
Windstream GA. Communications Corp.	\$5.80	
Georgia Windstream, Inc.	\$5.80	
Windstream Kentucky	\$5.80	
Windstream NY, Inc. - Fulton	\$5.80	
Windstream NY, Inc. - Jamestown	\$5.80	
Windstream NY, Inc. - Red Jacket	\$5.80	
Oklahoma Windstream, Inc.	\$5.80	
Windstream Pennsylvania	\$5.80	
Windstream Sugar Land	\$5.80	
Windstream Georgia	\$5.80	
Windstream Mississippi	\$5.80	
Windstream Missouri	\$5.80	
Windstream Oklahoma	\$5.80	
Windstream South Carolina	\$5.80	
Windstream Western Reserve	\$5.80	
Windstream Alabama	\$5.80	
Texas Windstream	\$5.80	
Windstream Arkansas	\$5.80	
Windstream Standard	\$5.80	
Windstream Communications Kerrville	\$5.80	
Windstream Ohio	\$5.80	
Windstream Concord	\$5.80	
Windstream Lexcom	\$5.80	
Windstream Nebraska	\$25.18	
Windstream Kentucky East - Lexington	\$11.00	
Windstream Kentucky East - London	\$11.00	
Valor Oklahoma	\$11.00	
Valor New Mexico #1164	\$11.00	
Valor New Mexico #1193	\$11.00	
Valor Texas #1163	\$13.50	
Valor Texas # 1181	\$13.50	
Windstream Iowa Communications #1167	\$11.00	
Windstream Iowa Communications #1170, #1178	\$11.00	
Windstream Lakedale, Inc. #1414	\$5.80	(N)
Windstream Lakedale, Inc. #1482	\$5.80	(N)

(TR48)

Issued: June 16, 2011

Effective: July 1, 2011

Vice President - Tariffs
4001 Rodney Parham Road
Little Rock, AR 72212

ACCESS SERVICE

17. Rates and Charges (Cont'd)17.3 Special Access Service (Cont'd)17.3.7 Digital Data Service (Cont'd)(C) Optional Features and Functions (Cont'd)

Rates applicable for companies listed in 17.3.7(A).

- (2) Loop Transfer Arrangement
Per four port arrangement*
Key activated** or Dial-Up***

<u>Filing Entity</u>	<u>Monthly Rate</u>	
Windstream Sugar Land	\$6.62	
Valor New Mexico #1193	5.96	
Valor Texas # 1181	5.96	
Windstream Iowa Communications #1170, #1178	5.96	(N)

(3) Secondary Channel

<u>Filing Entity</u>	
Windstream Kentucky East - Lexington	\$ 7.00
Valor Oklahoma	7.00
Valor New Mexico #1164	7.00
Valor New Mexico #1193	11.00
Valor Texas #1163	7.00
Valor Texas # 1181	7.00

(D)
|
|
|
|
|
|
|
|
|
(D)

* An additional channel termination charge will apply whenever a spare channel is configured as a leg to a customer designated premises. Additional channel Mileage charges will also apply when the transfer arrangement is not located in the customer designated premises serving wire center.

** The key activated control channel is rated as a Telegraph Channel Termination and Channel Mileage, if applicable.

*** The Dial-Up option requires the customer to purchase the Controller Arrangement from 13.3.4 preceding

(TR 93)

Issued: November 16, 2017

Effective: December 1, 2017

Vice President - Tariffs
4001 Rodney Parham Road
Little Rock, AR 72212

ACCESS SERVICE

17. Rates and Charges (Cont'd)17.3 Special Access Service (Cont'd)17.3.7 Digital Data Service (Cont'd)(D) Channel Service Unit

- Per Termination****

<u>Filing Entity</u>	<u>2.4 Kbps</u>	<u>4.8, 9.6, 19.2 Kbps</u>	<u>56.0 Kbps</u>	
Windstream North Carolina, Inc.	\$12.70	\$12.70	\$12.70	
Windstream Florida	\$12.70	\$12.70	\$12.70	
Windstream GA. Communications Corp.	\$12.70	\$12.70	\$12.70	
Georgia Windstream, Inc.	\$12.70	\$12.70	\$12.70	
Windstream Kentucky	\$12.70	\$12.70	\$12.70	
Windstream NY, Inc. - Fulton	\$12.70	\$12.70	\$12.70	
Windstream NY, Inc. - Jamestown	\$12.70	\$12.70	\$12.70	
Windstream NY, Inc. - Red Jacket	\$12.70	\$12.70	\$12.70	
Oklahoma Windstream, Inc.	\$12.70	\$12.70	\$12.70	
Windstream Pennsylvania	\$12.70	\$12.90	\$12.90	
Windstream Sugar Land	\$12.70	\$12.70	\$12.70	
Windstream Georgia	\$12.70	\$12.70	\$12.70	
Windstream Mississippi	\$12.70	\$12.70	\$12.70	
Windstream Missouri	\$12.70	\$12.70	\$12.70	
Windstream Oklahoma	\$12.70	\$12.70	\$12.70	
Windstream South Carolina	\$12.70	\$12.70	\$12.70	
Windstream Western Reserve	\$12.70	\$12.70	\$12.70	
Windstream Alabama	\$12.70	\$12.70	\$12.70	
Texas Windstream	\$12.70	\$12.70	\$12.70	
Windstream Arkansas	\$12.70	\$12.70	\$12.70	
Windstream Standard	\$12.70	\$12.70	\$12.70	
Windstream Communications Kerrville	\$12.70	\$12.70	\$12.70	
Windstream Ohio	\$12.70	\$12.70	\$12.70	
Windstream Concord	\$12.70	\$12.70	\$12.70	
Windstream Lexcom	\$12.70	\$12.70	\$12.70	
Windstream Lakedale, Inc. #1414	\$12.70	\$12.70	\$12.70	(N) (N) (N)
Windstream Lakedale, Inc. #1482	\$12.70	\$12.70	\$12.70	(N) (N) (N)

(TR48)

Issued: June 16, 2011

Effective: July 1, 2011

4001 Rodney Parham Road
Little Rock, AR 72212

ACCESS SERVICE

17. Rates and Charges (Cont'd)17.3 Special Access Service (Cont'd)17.3.8 High Capacity Service

Regulations concerning High Capacity Service are set forth in 7.10 preceding.

(A) Channel Termination Per Termination

(1) 1.544 Mbps

<u>Filing Entity</u>	<u>Monthly Rate</u>	<u>Nonrecurring Charge</u>
Windstream Florida	\$ 93.04 (R)	\$ 303.00
Windstream GA. Communications Corp.	92.92 (R)	303.00
Georgia Windstream, Inc.	92.92 (R)	303.00
Oklahoma Windstream, Inc.	93.35	303.00
Windstream Pennsylvania	127.60 (R)	303.00
Windstream Sugar Land	123.90 (R)	303.00
Windstream Georgia	92.92 (R)	303.00
Windstream Missouri	127.49 (R)	303.00
Windstream Oklahoma	93.35	303.00
Windstream South Carolina	83.53	303.00
Windstream Western Reserve	112.98 (R)	303.00
Windstream Alabama	137.66 (R)	303.00
Texas Windstream	150.21 (R)	303.00
Windstream Arkansas	93.30 (R)	303.00
Windstream Standard	93.97 (R)	303.00
Windstream Nebraska - Zone 1	84.46	474.00
Windstream Nebraska - Zone 2	90.00	474.00
Windstream Nebraska - Zone 3	92.74 (R)	474.00
Windstream Kentucky East - Lexington	244.76 (R)	450.00
Windstream Kentucky East - London	356.60 (R)	450.00
Valor Oklahoma	254.19 (R)	254.00
Valor New Mexico #1193	214.36	245.00
Valor Texas #1163 - Zone 1	187.27 (R)	245.00
Valor Texas #1163 - Zone 2	201.64 (R)	245.00
Valor Texas #1163 - Zone 3	211.52 (R)	245.00
Valor Texas #1181	221.67 (R)	245.00
Windstream Iowa Communications #1167	243.48 (R)	350.00
Windstream Iowa Communications #1170, #1178	243.48 (R)	350.00

(TR 111)

Issued: September 16, 2021

Effective: October 1, 2021

Senior Regulatory Counsel
4001 Rodney Parham Rd.
Little Rock, Arkansas 72212

17. Rates and Charges (Cont'd)

17.3 Special Access Service (Cont'd)

17.3.8 High Capacity Service (Cont'd)

(A) Channel Termination Per Termination (Cont'd)

(2) Reserved for Future Use

(D)

Vice President - Tariffs
4001 Rodney Parham Road
Little Rock, AR 72212

17. Rates and Charges (Cont'd)

17.3 Special Access Service (Cont'd)

17.3.8 High Capacity Service (Cont'd)

(A) Channel Termination Per Termination (Cont'd)

(3) Reserved for Future Use

(D) $\vdash \neg \exists x (x \neq x)$

Vice President - Tariffs
4001 Rodney Parham Road
Little Rock, AR 72212

ACCESS SERVICE

17. Rates and Charges (Cont'd)17.3 Special Access Service (Cont'd)17.3.8 High Capacity Service (Cont'd)(A) Channel Termination Per Termination (Cont'd)

(4) 44.736 Mbps

- Electrical Capacity of 1 - Monthly

<u>Filing Entity</u>	<u>Monthly Rate</u>	<u>Nonrecurring Charge</u>
Windstream Florida	\$ 1491.86 (R)	\$ 333.00
Windstream GA. Communications Corp.	1491.07 (R)	333.00
Georgia Windstream, Inc.	1491.07 (R)	333.00
Oklahoma Windstream, Inc.	1491.38 (R)	333.00
Windstream Pennsylvania	1292.47	333.00
Windstream Sugar Land	2054.70 (R)	333.00
Windstream Georgia	1493.04	333.00
Windstream Missouri	1391.61 (R)	333.00
Windstream Oklahoma	1491.38 (R)	333.00
Windstream South Carolina	1500.00	333.00
Windstream Western Reserve	1583.09	333.00
Windstream Alabama	2096.21	333.00
Texas Windstream	1964.43 (R)	333.00
Windstream Arkansas	894.64 (R)	333.00
Windstream Standard	1093.68	333.00
Windstream Nebraska - Zone 1	1100.00	430.00
Windstream Nebraska - Zone 2	1300.00	430.00
Windstream Nebraska - Zone 3	1497.48 (R)	430.00
Windstream Kentucky East - Lexington	1192.42 (R)	1000.00
Windstream Kentucky East - London	4175.58 (R)	1000.00
Valor Oklahoma	1490.81 (R)	900.00
Valor New Mexico #1193	1489.97 (R)	900.00
Valor Texas #1163 - Zone 1	1481.21 (R)	900.00
Valor Texas #1163 - Zone 2	1481.21 (R)	900.00
Valor Texas #1163 - Zone 3	1481.21 (R)	900.00
Valor Texas #1181	1490.49 (R)	900.00
Windstream Iowa Communications #1167	2386.05 (R)	1000.00
Windstream Iowa Communications #1170, #1178	2386.05 (R)	1000.00

(TR 98)

Issued: September 14, 2018

Effective: October 1, 2018

Vice President - Tariffs
4001 Rodney Parham Road
Little Rock, Arkansas

ACCESS SERVICE

17. Rates and Charges (Cont'd)

17.3 Special Access Service (Cont'd)

17.3.8 High Capacity Service (Cont'd)

(A) Channel Termination Per Termination (Cont'd)

(D)

(D)

(TR36)

ACCESS SERVICE

17. Rates and Charges (Cont'd)17.3 Special Access Service (Cont'd)17.3.8 High Capacity Service (Cont'd)(A) Channel Termination Per Termination (Cont'd)

(4) 44.736 Mbps (Cont'd)

- Electrical Capacity of 1 - 36 Months*

<u>Filing Entity</u>	<u>Monthly Rate</u>	<u>Nonrecurring Charge</u>
Windstream Nebraska - Zone 1	900.00	430.00
Windstream Nebraska - Zone 2	900.00	430.00
Windstream Nebraska - Zone 3	1416.89	430.00
Windstream Kentucky East - Lexington	1000.00	1000.00
Windstream Kentucky East - London	3000.00	1000.00
Valor Oklahoma	1400.00	900.00
Valor New Mexico #1164	1400.00	900.00
Valor New Mexico #1193	1400.00	900.00
Valor Texas #1163	1400.00	900.00
Valor Texas #1181	1400.00	900.00

- Electrical Capacity of 3 - 36 Months*

<u>Filing Entity</u>	<u>Interface</u>		<u>Per DS3</u>	
	<u>Monthly Rate</u>	<u>Nonrecurring Charge</u>	<u>Monthly Rate</u>	<u>Nonrecurring Charge</u>
Windstream Nebraska - Zone 1	\$ 1600.00	\$ ---	\$ 164.09	\$ 430.00
Windstream Nebraska - Zone 2	\$ 1600.00	\$ ---	\$ 175.81	\$ 430.00
Windstream Nebraska - Zone 3	\$ 1260.00	\$ ---	\$ 220.74	\$ 430.00
Windstream Kentucky East - Lexington	1100.00	2500.00	---	---
Windstream Kentucky East - London	3534.00	2500.00	191.00	1000.00

- Electrical Capacity of 6 - 36 Months*

Windstream Nebraska - Zone 1	\$ 2750.00	\$ ---	\$ 118.54	\$ 430.00
Windstream Nebraska - Zone 2	\$ 3100.00	\$ ---	\$ 133.72	\$ 430.00
Windstream Nebraska - Zone 3	\$ 3900.00	\$ ---	\$ 168.23	\$ 430.00
Windstream Kentucky East - Lexington	3605.75	4500.00	396.24	1000.00
Windstream Kentucky East - London	---	---	---	---

- Electrical Capacity of 12 - 36 Months*

Windstream Nebraska - Zone 1	\$ 4100.00	\$ ---	\$ 118.54	\$ 430.00
Windstream Nebraska - Zone 2	\$ 4300.00	\$ ---	\$ 133.72	\$ 430.00
Windstream Nebraska - Zone 3	\$ 5400.00	\$ ---	\$ 168.23	\$ 430.00
Windstream Kentucky East - Lexington	3605.75	4500.00	396.25	1000.00
Windstream Kentucky East - London	6261.00	4500.00	197.00	1000.00

* Effective May 14, 2010 special access services listed on this page will be grandfathered to those customers who have a term plan on order or in effective as of the effective date of this tariff. Customers may continue their current service without change until the Customer disconnects this service or the term plan expires,

(TR36)

Issued: April 29, 2010

Effective: May 14, 2010

4001 Rodney Parham Road
Little Rock, AR 72212

whichever comes first.

(TR36)

Issued: April 29, 2010

4001 Rodney Parham Road
Little Rock, AR 72212

Effective: May 14, 2010

ACCESS SERVICE

17. Rates and Charges (Cont'd)17.3 Special Access Service (Cont'd)17.3.8 High Capacity Service (Cont'd)(A) Channel Termination Per Termination (Cont'd)

(4) 44.736 Mbps (Cont'd)

- Electrical Capacity of 1 - 60 Months*

<u>Filing Entity</u>	<u>Monthly Rate</u>	<u>Nonrecurring Charge</u>
Windstream Nebraska - Zone 1	\$ 800.00	\$ 430.00
Windstream Nebraska - Zone 2	800.01	430.00
Windstream Nebraska - Zone 3	1259.46	430.00
Windstream Kentucky East - Lexington	1000.00	890.00
Windstream Kentucky East - London	2625.00	1000.00
Valor Oklahoma	1200.00	900.00
Valor New Mexico #1164	1200.00	900.00
Valor New Mexico #1193	1200.00	900.00
Valor Texas #1163	1200.00	900.00
Valor Texas #1181	1200.00	900.00

- Electrical Capacity of 3 - 60 Months*

<u>Filing Entity</u>	<u>Interface</u>		<u>Per DS3</u>	
	<u>Monthly Rate</u>	<u>Nonrecurring Charge</u>	<u>Monthly Rate</u>	<u>Nonrecurring Charge</u>
Windstream Nebraska - Zone 1	\$ 1500.00	\$ ---	\$ 156.28	\$ 430.00
Windstream Nebraska - Zone 2	1550.00	---	151.39	430.00
Windstream Nebraska - Zone 3	2000.00	---	195.35	430.00
Windstream Kentucky East - Lexington	1000.00	2500.00	831.00	1000.00
Windstream Kentucky East - London	3148.00	2500.00	171.00	1000.00

- Electrical Capacity of 6 - 60 Months*

Windstream Nebraska - Zone 1	\$ 2750.00	\$ ---	\$ 118.63	\$ 430.00
Windstream Nebraska - Zone 2	2700.00	---	116.47	430.00
Windstream Nebraska - Zone 3	3450.00	---	148.82	430.00
Windstream Kentucky East - Lexington	3252.25	4500.00	365.00	1000.00
Windstream Kentucky East - London	---	---	---	---

- Electrical Capacity of 12 - 60 Months*

Windstream Nebraska - Zone 1	\$ 3800.00	\$ ---	\$ 118.63	\$ 430.00
Windstream Nebraska - Zone 2	3750.00	---	116.47	430.00
Windstream Nebraska - Zone 3	4800.00	---	148.82	430.00
Windstream Kentucky East - Lexington	3252.25	4500.00	365.00	1000.00
Windstream Kentucky East - London	5729.00	4500.00	176.00	1000.00

* Effective May 14, 2010 special access services listed on this page will be grandfathered to those customers who have a term plan on order or in effective as of the effective date of this tariff. Customers may continue their current service

(TR36)

Issued: April 29, 2010

Effective: May 14, 2010

4001 Rodney Parham Road
Little Rock, AR 72212

without change until the Customer disconnects this service or the term plan expires,
whichever comes first.

(TR36)

Issued: April 29, 2010

4001 Rodney Parham Road
Little Rock, AR 72212

Effective: May 14, 2010

ACCESS SERVICE

17. Rates and Charges (Cont'd)17.3 Special Access Service (Cont'd)17.3.8 High Capacity Service (Cont'd)(A) Channel Termination Per Termination (Cont'd)

(4) 44.736 Mbps (Cont'd)

- Electrical Capacity of 1 - 72 Months*

<u>Filing Entity</u>	<u>Monthly Rate</u>	<u>Nonrecurring Charge</u>
Valor Oklahoma	1000.00	900.00
Valor New Mexico #1164	1000.00	900.00
Valor New Mexico #1193	1000.00	900.00
Valor Texas #1163	1000.00	900.00
Valor Texas #1181	1000.00	900.00

* Effective May 14, 2010 special access services listed on this page will be grandfathered to those customers who have a term plan on order or in effective as of the effective date of this tariff. Customers may continue their current service without change until the Customer disconnects this service or the term plan expires, whichever comes first.

(TR36)

Issued: April 29, 2010

4001 Rodney Parham Road
Little Rock, AR 72212

Effective: May 14, 2010

ACCESS SERVICE

17. Rates and Charges (Cont'd)17.3 Special Access Service (Cont'd)17.3.8 High Capacity Service (Cont'd)(A) Channel Termination Per Termination (Cont'd)

(4) 44.736 Mbps (Cont'd)

- Optical Capacity of 1 - Monthly

<u>Filing Entity</u>	<u>Monthly Rate</u>	<u>Nonrecurring Charge</u>
Windstream Florida	1491.86 (R)	333.00
Windstream GA. Communications Corp.	1491.07 (R)	333.00
Georgia Windstream, Inc.	1491.07 (R)	333.00
Oklahoma Windstream, Inc.	1491.38 (R)	333.00
Windstream Pennsylvania	1292.44 (R)	333.00
Windstream Sugar Land	2054.70 (R)	333.00
Windstream Georgia	1493.04	333.00
Windstream Missouri	1391.61 (R)	333.00
Windstream Oklahoma	1491.38 (R)	333.00
Windstream South Carolina	1500.00	333.00
Windstream Western Reserve	1583.09	333.00
Windstream Alabama	2096.21	333.00
Texas Windstream	1964.43 (R)	333.00
Windstream Arkansas	894.64 (R)	333.00
Windstream Standard	1093.68	333.00
Windstream Nebraska - Zone 1	1100.00	430.00
Windstream Nebraska - Zone 2	1300.00	430.00
Windstream Nebraska - Zone 3	1497.48 (R)	430.00
Windstream Kentucky East - Lexington	1192.42 (R)	1000.00
Windstream Kentucky East - London	4175.58 (R)	1000.00
Valor Oklahoma	1100.00	900.00
Valor New Mexico #1193	1400.00	900.00
Valor Texas #1163 - Zone 1	1100.00	900.00
Valor Texas #1163 - Zone 2	1100.00	900.00
Valor Texas #1163 - Zone 3	1100.00	900.00
Valor Texas #1181	1400.00	900.00
Windstream Iowa Communications #1167	2386.05 (R)	1000.00
Windstream Iowa Communications #1170,1178	2386.05 (R)	1000.00

(TR 98)

Issued: September 14, 2018

Effective: October 1, 2018

Vice President - Tariffs
4001 Rodney Parham Road
Little Rock, Arkansas

ACCESS SERVICE

17. Rates and Charges (Cont'd)

17.3 Special Access Service (Cont'd)

17.3.8 High Capacity Service (Cont'd)

(A) Channel Termination Per Termination (Cont'd)

(D)

(D)

(TR36)

ACCESS SERVICE

17. Rates and Charges (Cont'd)17.3 Special Access Service (Cont'd)17.3.8 High Capacity Service (Cont'd)(A) Channel Termination Per Termination (Cont'd)

(4) 44.736 Mbps (Cont'd)

- Optical Capacity of 1 - 36 Months*

<u>Filing Entity</u>	<u>Monthly Rate</u>	<u>Nonrecurring Charge</u>
Windstream Nebraska - Zone 1	\$ 1035.00	\$ 430.00
Windstream Nebraska - Zone 2	1155.93	430.00
Windstream Nebraska - Zone 3	1454.46	430.00
Windstream Kentucky East - Lexington	1000.00	1000.00
Windstream Kentucky East - London	3000.00	1000.00
Valor Oklahoma	1000.00	900.00
Valor New Mexico #1164	1300.00	900.00
Valor New Mexico #1193	1300.00	900.00
Valor Texas #1163	1000.00	900.00
Valor Texas #1181	1300.00	900.00

- Optical Capacity of 3 - 36 Months*

<u>Filing Entity</u>	<u>Interface</u>		<u>Per DS3</u>	
	<u>Monthly Rate</u>	<u>Nonrecurring Charge</u>	<u>Monthly Rate</u>	<u>Nonrecurring Charge</u>
Windstream Nebraska - Zone 1	\$ 1600.00	\$ ---	\$ 114.54	\$ 430.00
Windstream Nebraska - Zone 2	1650.00	---	118.12	430.00
Windstream Nebraska - Zone 3	2100.00	---	150.33	430.00
Windstream Kentucky East - Lexington	1240.00	2500.00	---	---
Windstream Kentucky East - London	3534.00	2500.00	191.00	1000.00

- Optical Capacity of 6 - 36 Months*

Windstream Nebraska - Zone 1	\$ 2600.00	\$ ---	\$ 90.36	\$ 430.00
Windstream Nebraska - Zone 2	2550.00	---	88.63	430.00
Windstream Nebraska - Zone 3	3280.00	---	114.00	430.00
Windstream Kentucky East - Lexington	3605.75	4500.00	396.25	1000.00
Windstream Kentucky East - London	---	---	---	---

- Optical Capacity of 12 - 36 Months*

Windstream Nebraska - Zone 1	\$ 3400.00	\$ ---	\$ 90.36	\$ 430.00
Windstream Nebraska - Zone 2	3350.00	---	88.63	430.00
Windstream Nebraska - Zone 3	4300.00	---	114.00	430.00
Windstream Kentucky East - Lexington	3605.75	4500.00	396.25	1000.00
Windstream Kentucky East - London	6261.00	4500.00	197.00	1000.00

* Effective May 14, 2010 special access services listed on this page will be grandfathered to those customers who have a term plan on order or in effective as of the effective date of this tariff. Customers may continue their current service

(TR36)

Issued: April 29, 2010

Effective: May 14, 2010

4001 Rodney Parham Road
Little Rock, AR 72212

without change until the Customer disconnects this service or the term plan expires,
whichever comes first.

(TR36)

Issued: April 29, 2010

4001 Rodney Parham Road
Little Rock, AR 72212

Effective: May 14, 2010

ACCESS SERVICE

17. Rates and Charges (Cont'd)17.3 Special Access Service (Cont'd)17.3.8 High Capacity Service (Cont'd)(A) Channel Termination Per Termination (Cont'd)

(4) 44.736 Mbps (Cont'd)

- Optical Capacity of 1 - 60 Months*

<u>Filing Entity</u>	<u>Monthly Rate</u>	<u>Nonrecurring Charge</u>
Windstream Nebraska - Zone 1	\$ 1200.00	\$ 430.00
Windstream Nebraska - Zone 2	1027.51	430.00
Windstream Nebraska - Zone 3	1292.85	430.00
Windstream Kentucky East - Lexington	1000.00	890.00
Windstream Kentucky East - London	2625.00	1000.00
Valor Oklahoma	900.00	900.00
Valor New Mexico #1164	1200.00	900.00
Valor New Mexico #1193	1200.00	900.00
Valor Texas #1163	900.00	900.00
Valor Texas #1181	1200.00	900.00

- Optical Capacity of 3 - 60 Months*

<u>Filing Entity</u>	<u>Interface</u>		<u>Per DS3</u>	
	<u>Monthly Rate</u>	<u>Nonrecurring Charge</u>	<u>Monthly Rate</u>	<u>Nonrecurring Charge</u>
Windstream Nebraska - Zone 1	\$ 1400.00	\$ ---	\$ 105.95	\$ 430.00
Windstream Nebraska - Zone 2	1460.00	---	104.52	430.00
Windstream Nebraska - Zone 3	1880.00	---	134.58	430.00
Windstream Kentucky East - Lexington	1108.00	2500.00	831.00	1000.00
Windstream Kentucky East - London	3148.00	2500.00	171.00	1000.00

- Optical Capacity of 6 -60 Months*

Windstream Nebraska - Zone 1	\$ 2300.00	\$ ---	\$ 79.94	\$ 430.00
Windstream Nebraska - Zone 2	2300.00	---	79.94	430.00
Windstream Nebraska - Zone 3	2900.00	---	100.79	430.00
Windstream Kentucky East - Lexington	3252.25	4500.00	365.00	1000.00
Windstream Kentucky East - London	---	---	---	---

- Optical Capacity of 12 -60 Months*

Windstream Nebraska - Zone 1	\$ 3000.00	\$ ---	\$ 79.94	\$ 430.00
Windstream Nebraska - Zone 2	3000.00	---	79.94	430.00
Windstream Nebraska - Zone 3	3800.00	---	100.79	430.00
Windstream Kentucky East - Lexington	3252.25	4500.00	365.00	1000.00
Windstream Kentucky East - London	5729.00	4500.00	176.00	1000.00

* Effective May 14, 2010 special access services listed on this page will be grandfathered to those customers who have a term plan on order or in effective as of the effective date of this tariff. Customers may continue their current service without change until the Customer disconnects this service or the term plan expires, whichever comes first.

(TR36)

Issued: April 29, 2010

Effective: May 14, 2010

4001 Rodney Parham Road
Little Rock, AR 72212

ACCESS SERVICE

17. Rates and Charges (Cont'd)17.3 Special Access Service (Cont'd)17.3.8 High Capacity Service (Cont'd)(A) Channel Termination Per Termination (Cont'd)

(4) 44.736 Mbps (Cont'd)

- Optical Capacity of 1 - 72 Months*

<u>Filing Entity</u>	<u>Monthly Rate</u>	<u>Nonrecurring Charge</u>
Valor Oklahoma	800.00	900.00
Valor New Mexico #1164	1000.00	900.00
Valor New Mexico #1193	1000.00	900.00
Valor Texas #1163	800.00	900.00
Valor Texas #1181	1000.00	900.00

* Effective May 14, 2010 special access services listed on this page will be grandfathered to those customers who have a term plan on order or in effective as of the effective date of this tariff. Customers may continue their current service without change until the Customer disconnects this service or the term plan expires, whichever comes first.

(TR36)

Issued: April 29, 2010

Effective: May 14, 2010

4001 Rodney Parham Road
Little Rock, AR 72212

17. Rates and Charges (Cont'd)

17.3 Special Access Service (Cont'd)

17.3.8 High Capacity Service (Cont'd)

(B) Reserved for Future Use

(D) \vdots (D)

17. Rates and Charges (Cont'd)

17.3 Special Access Service (Cont'd)

17.3.8 High Capacity Service (Cont'd)

(TR 93)

Effective: December 1, 2017

Vice President - Tariffs
4001 Rodney Parham Road
Little Rock, AR 72212

ACCESS SERVICE

- 17. Rates and Charges (Cont'd)
- 17.3 Special Access Service (Cont'd)
- 17.3.8 High Capacity Service (Cont'd)

ACCESS SERVICE

- 17. Rates and Charges (Cont'd)
- 17.3 Special Access Service (Cont'd)
- 17.3.8 High Capacity Service (Cont'd)

ACCESS SERVICE

- 17. Rates and Charges (Cont'd)
- 17.3 Special Access Service (Cont'd)
- 17.3.8 High Capacity Service (Cont'd)

(D)

(D)

(D)

(D)

(TR 93)

Issued: November 16, 2017

Effective: December 1, 2017

Vice President - Tariffs
4001 Rodney Parham Road
Little Rock, AR 72212

WINDSTREAM TELEPHONE SYSTEM

TARIFF F.C.C. NO. 6
5th Revised Page 17-125
Cancels 4th Revised Page 17-125

ACCESS SERVICE

- 17. Rates and Charges (Cont'd)
- 17.3 Special Access Service (Cont'd)
- 17.3.8 High Capacity Service (Cont'd)

WINDSTREAM TELEPHONE SYSTEM

TARIFF F.C.C. NO. 6
2nd Revised Page 17-126
Cancels 1st Revised Page 17-126

ACCESS SERVICE

- 17. Rates and Charges (Cont'd)
- 17.3 Special Access Service (Cont'd)
- 17.3.8 High Capacity Service (Cont'd)

(TR 93)

Issued: November 16, 2017

Effective: December 1, 2017

Vice President - Tariffs
4001 Rodney Parham Road
Little Rock, AR 72212

(D)

WINDSTREAM TELEPHONE SYSTEM

TARIFF F.C.C. NO. 6
2nd Revised Page 17-127
Cancels 1st Revised Page 17-127

ACCESS SERVICE

- 17. Rates and Charges (Cont'd)
- 17.3 Special Access Service (Cont'd)
- 17.3.8 High Capacity Service (Cont'd)

(D)

WINDSTREAM TELEPHONE SYSTEM

TARIFF F.C.C. NO. 6
2nd Revised Page 17-128
Cancels 1st Revised Page 17-128

ACCESS SERVICE

- 17. Rates and Charges (Cont'd)
- 17.3 Special Access Service (Cont'd)
- 17.3.8 High Capacity Service (Cont'd)
- (C) Optional Features and Functions

(D)

(D)

(TR 93)

Issued: November 16, 2017

Effective: December 1, 2017

Vice President - Tariffs
4001 Rodney Parham Road
Little Rock, AR 72212

(1) Reserved for Future use

WINDSTREAM TELEPHONE SYSTEM

TARIFF F.C.C. NO. 6
5th Revised Page 17-129
Cancels 4th Revised Page 17-129

ACCESS SERVICE

17. Rates and Charges (Cont'd)

17.3 Special Access Service (Cont'd)

17.3.8 High Capacity Service (Cont'd)

(C) Optional Features and Functions (Cont'd)

WINDSTREAM TELEPHONE SYSTEM

TARIFF F.C.C. NO. 6
5th Revised Page 17-130
Cancels 4th Revised Page 17-130

ACCESS SERVICE

17. Rates and Charges (Cont'd)

17.3 Special Access Service (Cont'd)

17.3.8 High Capacity Service (Cont'd)

(C) Optional Features and Functions (Cont'd)

(TR 93)

Issued: November 16, 2017

Effective: December 1, 2017

Vice President - Tariffs
4001 Rodney Parham Road
Little Rock, AR 72212

WINDSTREAM TELEPHONE SYSTEM

TARIFF F.C.C. NO. 6
5th Revised Page 17-131
Cancels 4th Revised Page 17-131

ACCESS SERVICE

- 17. Rates and Charges (Cont'd)
- 17.3 Special Access Service (Cont'd)
- 17.3.8 High Capacity Service (Cont'd)
- (C) Optional Features and Functions (Cont'd)

WINDSTREAM TELEPHONE SYSTEM

TARIFF F.C.C. NO. 6
3rd Revised Page 17-132
Cancels 2nd Revised Page 17-132

ACCESS SERVICE

- 17. Rates and Charges (Cont'd)
- 17.3 Special Access Service (Cont'd)
- 17.3.8 High Capacity Service (Cont'd)
- (C) Optional Features and Functions (Cont'd)

(TR 93)

Issued: November 16, 2017

Effective: December 1, 2017

Vice President - Tariffs
4001 Rodney Parham Road
Little Rock, AR 72212

(D)

(D)

(TR 93)

Issued: November 16, 2017

Effective: December 1, 2017

Vice President - Tariffs
4001 Rodney Parham Road
Little Rock, AR 72212

ACCESS SERVICE

17. Rates and Charges (Cont'd)17.3 Special Access Service (Cont'd)17.3.8 High Capacity Service (Cont'd)(C) Optional Features and Functions (Cont'd)

(2) Automatic Loop Transfer - Per arrangement*

<u>Filing Entity</u>	<u>Monthly Rate</u>	<u>Nonrecurring Charge</u>
Windstream North Carolina, Inc.		
Windstream Florida		
Windstream GA. Communications Corp.		
Georgia Windstream, Inc.		
Windstream Kentucky		
Windstream NY, Inc. - Fulton		
Windstream NY, Inc. - Jamestown		
Windstream NY, Inc. - Red Jacket		
Oklahoma Windstream, Inc.		
Windstream Pennsylvania		
Windstream Sugar Land	\$431.33	
Windstream Georgia		
Windstream Mississippi		
Windstream Missouri		
Windstream Oklahoma		
Windstream South Carolina		
Windstream Western Reserve		
Windstream Alabama		
Texas Windstream		
Windstream Arkansas		
Windstream Nebraska	209.00	
Windstream Kentucky East - Lexington	100.00	
Windstream Kentucky East - London	100.00	
Valor Oklahoma	100.00	
Valor New Mexico #1164	100.00	
Valor New Mexico #1193	100.00	
Valor Texas #1163	100.00	
Valor Texas #1181	100.00	
Windstream Iowa Communications #1167	100.00	700.00
Windstream Iowa Communications #1170, #1178	165.00	

(3) Reserved for Future Use

(D)

ACCESS SERVICE

17. Rates and Charges (Cont'd)17.3 Special Access Service (Cont'd)17.3.8 High Capacity Service (Cont'd)(C) Optional Features and Functions (Cont'd)

(D)

- (4) Transfer Arrangement
(key activated** or dial up***)
- Per four port arrangement including*
control channel termination****

<u>Filing Entity</u>	<u>Monthly Rate</u>	
Windstream North Carolina, Inc.		
Windstream Florida		
Windstream GA. Communications Corp.		
Georgia Windstream, Inc.		
Windstream Kentucky		
Windstream NY, Inc. - Fulton		
Windstream NY, Inc. - Jamestown		
Windstream NY, Inc. - Red Jacket		
Oklahoma Windstream, Inc.		
Windstream Pennsylvania		
Windstream Sugar Land	\$183.29	
Windstream Georgia		
Windstream Mississippi		
Windstream Missouri		
Windstream Oklahoma		
Windstream South Carolina		
Windstream Western Reserve		
Windstream Alabama		
Texas Windstream		
Windstream Arkansas		
Valor Oklahoma	165.00	
Valor New Mexico #1164	165.00	
Valor New Mexico #1193	165.00	
Valor Texas #1163	165.00	
Valor Texas #1181	165.00	
Windstream Iowa Communications #1170, #1178	165.00	(N)

(5) Battery Back-Up, Per Arrangement

<u>Filing Entity</u>	<u>Monthly Rate</u>
Windstream Nebraska	\$92.00

ACCESS SERVICE

17. Rates and Charges (Cont'd)17.3 Special Access Service (Cont'd)17.3.8 High Capacity Service (Cont'd)(D) Digital FT1

	<u>Monthly Rate</u>	<u>Nonrecurring Charges</u>
(1) Channel Termination - Monthly -Per Termination		
2 X 56 Kbps or 2 X 64 Kbps		
Windstream Kentucky East - Lexington	\$103.00	\$450.00
Valor Oklahoma	105.00	450.00
Valor New Mexico #1164	103.00	450.00
Valor New Mexico #1193	103.00	450.00
Valor Texas #1163	105.00	450.00
Valor Texas #1181	105.00	450.00
4 X 56 Kbps or 4 X 64 Kbps		
Windstream Kentucky East - Lexington	\$111.00	\$450.00
Valor Oklahoma	119.74	450.00
Valor New Mexico #1164	110.00	450.00
Valor New Mexico #1193	107.00	450.00
Valor Texas #1163	120.00	450.00
Valor Texas #1181	120.00	450.00
6 X 56 Kbps or 6 X 64 Kbps		
Windstream Kentucky East - Lexington	\$119.00	\$450.00
Valor Oklahoma	122.40	450.00
Valor New Mexico #1164	124.00	450.00
Valor New Mexico #1193	110.00	450.00
Valor Texas #1163	130.00	450.00
Valor Texas #1181	130.00	450.00

(TR19)

17. Rates and Charges (Cont'd)

17.3 Special Access Service (Cont'd)

17.3.8 High Capacity Service (Cont'd)

(2) Reserved for Future Use

(D)

Vice President - Tariffs
4001 Rodney Parham Road
Little Rock, AR 72212

17. Rates and Charges (Cont'd)

17.3 Special Access Service (Cont'd)

17.3.8 High Capacity Service (Cont'd)

(D) Digital FT1 (Cont'd)

(D) \vdots (D)

Vice President - Tariffs
4001 Rodney Parham Road
Little Rock, AR 72212

17. Rates and Charges (Cont'd)

17.3 Special Access Service (Cont'd)

17.3.8 High Capacity Service (Cont'd)

(D)

Vice President - Tariffs
4001 Rodney Parham Road
Little Rock, AR 72212

ACCESS SERVICE

17. Rates and Charges (Cont'd)17.3 Special Access Service (Cont'd)17.3.8 High Capacity Service (Cont'd)(D) Digital FT1 (Cont'd)

		<u>Monthly Rate</u>	<u>Nonrecurring Charges</u>
(7)	Channel Termination - 60 Months -Per Termination		
	2 X 56 Kbps or 2 X 64 Kbps Windstream Kentucky East - Lexington	\$80.00	
	4 X 56 Kbps or 4 X 64 Kbps Windstream Kentucky East - Lexington	\$88.00	
	6 X 56 Kbps or 6 X 64 Kbps Windstream Kentucky East - Lexington	\$95.00	

(D)

(D)

(TR 93)

Issued: November 16, 2017

Effective: December 1, 2017

Vice President - Tariffs
4001 Rodney Parham Road
Little Rock, AR 72212

ACCESS SERVICE

17. Rates and Charges (Cont'd)17.3 Special Access Service (Cont'd)17.3.8 High Capacity Service (Cont'd)(E) Special Access Cross Connect

(1)	DSO	<u>Rate</u>
	Windstream Kentucky East - Lexington	2.15
	Windstream Kentucky East - London	2.15
	Valor Oklahoma	2.21
	Valor New Mexico #1164	ICB
	Valor New Mexico #1193	ICB
	Valor Texas #1163	2.31
	Valor Texas #1181	1.59
(2)	DS1	
	Windstream Nebraska	3.07
	Windstream Kentucky East - Lexington	4.56
	Windstream Kentucky East - London	4.56
	Valor Oklahoma	5.30
	Valor New Mexico #1164	ICB
	Valor New Mexico #1193	ICB
	Valor Texas #1163	5.31
	Valor Texas #1181	3.63
(3)	DS3	
	Windstream Nebraska	80.76
	Windstream Kentucky East - Lexington	33.79
	Windstream Kentucky East - London	33.79
	Valor Oklahoma	38.75
	Valor New Mexico #1164	ICB
	Valor New Mexico #1193	ICB
	Valor Texas #1163	36.81
	Valor Texas #1181	24.77

ACCESS SERVICE

17. Rates and Charges (Cont'd)17.3 Special Access Service (Cont'd)17.3.8 High Capacity Service (Cont'd)(F) Network Channel Terminating Equipment
(NCTE) Per Termination*

<u>Filing Entity</u>	<u>1.544</u> <u>Mbps</u>	<u>Monthly Rate</u>	<u>Automatic</u> <u>Loop</u> <u>Transfer</u>
Windstream North Carolina, Inc.			
Windstream Florida			
Windstream GA. Communications Corp.			
Georgia Windstream, Inc.			
Windstream Kentucky			
Windstream NY, Inc. - Fulton			
Windstream NY, Inc. - Jamestown			
Windstream NY, Inc. - Red Jacket			
Oklahoma Windstream, Inc.			
Windstream Pennsylvania			
Windstream Sugar Land	\$94.10		\$992.99
Windstream Georgia			
Windstream Mississippi			
Windstream Missouri			
Windstream Oklahoma			
Windstream South Carolina			
Windstream Western Reserve			
Windstream Alabama			
Texas Windstream			
Windstream Arkansas			

(G) ADSL Network Access LinkAll Filing Entities

<u>Connection</u>	<u>which</u>	<u>provides</u>	<u>50</u>
<u>Logical Access Links:</u>			
- Per DS1 (1.544 mbps)		\$ 399.95	\$ 499.95
- Per DS3 (44.736 mbps)		\$2250.00	\$ 700.00
Additional block of 50 Logical Access Links			
		\$ 99.95	\$ 99.95

* NCTE will only be provided under tariff if it existed in the Telephone Company's inventory as of November 18, 1993..

(TR19)

Issued: December 19, 2008

Effective: January 3, 2009

4001 Rodney Parham Road
Little Rock, AR 72212

17. Rates and Charges (Cont'd)

17.3 Special Access Service (Cont'd)

17.3.9 Reserved for Future Use

(D)

(D)

Effective: December 1, 2017

Vice President - Tariffs
4001 Rodney Parham Road
Little Rock, AR 72212

ACCESS SERVICE

17. Rates and Charges (Cont'd)

17.3 Special Access Service (Cont'd)

Reserved for Future Use

(D)

(D)

(TR 93)

Issued: November 16, 2017

Effective: December 1, 2017

Vice President - Tariffs
4001 Rodney Parham Road
Little Rock, AR 72212

ACCESS SERVICE

17. Rates and Charges (Cont'd)

17.3 Special Access Service (Cont'd)

Reserved for Future Use

(D)

(D)

(TR 93)

Issued: November 16, 2017

Effective: December 1, 2017

Vice President - Tariffs
4001 Rodney Parham Road
Little Rock, AR 72212

ACCESS SERVICE

17. Rates and Charges (Cont'd)

17.3 Special Access Service (Cont'd)

Reserved for Future Use

(D)

(D)

(TR 93)

Issued: November 16, 2017

Effective: December 1, 2017

Vice President - Tariffs
4001 Rodney Parham Road
Little Rock, AR 72212

ACCESS SERVICE

17. Rates and Charges (Cont'd)17.3 Special Access Service (Cont'd)17.3.10 Service Discount Plans

a) [Reserved for Future Use]

(D)

b) [Reserved for Future Use]

(D)

c) High Capacity 1.544 Mbps (DS1)

Plan Length

36 Months

60 Months

Discount %

5%

7.5%

d) High Capacity 44.736 Mbps (DS3)

Plan Length

36 Months

60 Months

Discount %

5%

7.5%

(D)

(D)

(TR 100)

Issued: March 15, 2019

Effective: March 30, 2019

Senior Regulatory Counsel
4001 Rodney Parham Rd.
Little Rock, Arkansas 72212

WINDSTREAM TELEPHONE SYSTEM

TARIFF F.C.C. NO. 6
4th Revised Page 17-145
Cancels 3rd Revised Page 17-145

ACCESS SERVICE

17. Rates and Charges (Cont'd)

17.3 Special Access Service (Cont'd)

17.3.11 Reserved for future use

(D)

WINDSTREAM TELEPHONE SYSTEM

TARIFF F.C.C. NO. 6
4th Revised Page 17-146
Cancels 3rd Revised Page 17-146

ACCESS SERVICE

17. Rates and Charges (Cont'd)

17.3 Special Access Service (Cont'd)

(D)

(TR 93)

Issued: November 16, 2017

Effective: December 1, 2017

Vice President - Tariffs
4001 Rodney Parham Road
Little Rock, AR 72212

WINDSTREAM TELEPHONE SYSTEM

TARIFF F.C.C. NO. 6
4th Revised Page 17-147
Cancels 3rd Revised Page 17-147

ACCESS SERVICE

17. Rates and Charges (Cont'd)

17.3 Special Access Service (Cont'd)

WINDSTREAM TELEPHONE SYSTEM

TARIFF F.C.C. NO. 6
4th Revised Page 17-148
Cancels 3rd Revised Page 17-148

ACCESS SERVICE

17. Rates and Charges (Cont'd)

17.3 Special Access Service (Cont'd)

(TR 93)

Issued: November 16, 2017

Effective: December 1, 2017

Vice President - Tariffs
4001 Rodney Parham Road
Little Rock, AR 72212

WINDSTREAM TELEPHONE SYSTEM

TARIFF F.C.C. NO. 6
4th Revised Page 17-149
Cancels 3rd Revised Page 17-149

ACCESS SERVICE

17. Rates and Charges (Cont'd)

17.3 Special Access Service (Cont'd)

WINDSTREAM TELEPHONE SYSTEM

TARIFF F.C.C. NO. 6
4th Revised Page 17-150
Cancels 3rd Revised Page 17-150

ACCESS SERVICE

17. Rates and Charges (Cont'd)

17.3 Special Access Service (Cont'd)

(TR 93)

Issued: November 16, 2017

Effective: December 1, 2017

Vice President - Tariffs
4001 Rodney Parham Road
Little Rock, AR 72212

WINDSTREAM TELEPHONE SYSTEM

TARIFF F.C.C. NO. 6
4th Revised Page 17-151
Cancels 3rd Revised Page 17-151

(D)

ACCESS SERVICE

17. Rates and Charges (Cont'd)

17.3 Special Access Service (Cont'd)

(D)

(TR 93)

Issued: November 16, 2017

Effective: December 1, 2017

Vice President - Tariffs
4001 Rodney Parham Road
Little Rock, AR 72212

(D)

(D)

(TR 93)

Issued: November 16, 2017

Effective: December 1, 2017

Vice President - Tariffs
4001 Rodney Parham Road
Little Rock, AR 72212

ACCESS SERVICE

17. Rates and Charges (Cont'd)17.3.12 Vintage Rates

- (A) The following rates apply to services installed prior to June 30, 2007, unless rates as specified under 17.3.8 are lower, in which case the referenced rates apply.

	<u>Monthly Rate</u>
1. 36 Month DS3 Service - All Zones	
a. Channel Termination, Per Termination	
Electrical/Optical - Capacity of 1 Interface	
Windstream Kentucky East - London	\$2,980.00
b. Channel Mileage Facility, Per Mile	
Windstream Kentucky East - London	70.40
c. Channel Mileage Termination, Per Termination	
Windstream Kentucky East - Lexington	320.00
2. 60 Month DS3 Service - All Zones	
a. Channel Mileage Facility, Per Mile	
Windstream Kentucky East - London	70.40
b. Channel Mileage Termination, Per Termination	
Windstream Kentucky East - Lexington	320.00
3. 72 Month DS3 Service - All Zones	
a. Channel Mileage Facility, Per Mile	
Windstream Kentucky East - London	70.40
b. Channel Mileage Termination, Per Termination	
Windstream Kentucky East - Lexington	320.00

(TR19)

ACCESS SERVICE

17. Rates and Charges (Cont'd)17.3 Special Access Service (Cont'd)17.3.13 Incremental Spend Discount Plan (ISDP)

(N)

a) \$2,000,000 to \$2,999,999 Incremental Spend		
<u>Term Length</u>	<u>Discount %</u>	
12 Months	5.0% of total Incremental Spend	
b) \$3,000,000 to \$3,999,999 Incremental Spend		
<u>Term Length</u>	<u>Discount %</u>	
12 Months	10.0% of total Incremental Spend	
c) \$4,000,000 to \$4,999,999 Incremental Spend		
<u>Term Length</u>	<u>Discount %</u>	
12 Months	15.0% of total Incremental Spend	
d) \$5,000,000 to \$5,999,999 Incremental Spend		
<u>Term Length</u>	<u>Discount %</u>	
12 Months	20.0% of total Incremental Spend	
e) \$6,000,000 to \$6,999,999 Incremental Spend		
<u>Term Length</u>	<u>Discount %</u>	
12 Months	25.0% of total Incremental Spend	
f) \$7,000,000 to \$7,999,999 Incremental Spend		
<u>Term Length</u>	<u>Discount %</u>	
12 Months	30.0% of total Incremental Spend	
g) \$8,000,000 and greater Incremental Spend		
<u>Term Length</u>	<u>Discount %</u>	
12 Months	35.0% of total Incremental Spend	

(N)

(TR26)

ACCESS SERVICE

17. Rates and Charges (Cont'd)17.3 Special Access Service (Cont'd)17.3.14 Early Termination Penalty Forgiveness (ETPF)

(N)

(1) Dollar Based

- a) \$1,000,000 to \$1,999,999 Incremental Spend
Maximum Discontinuance Liability
\$3,000,000
- b) \$2,000,000 to \$2,999,999 Incremental Spend
Maximum Discontinuance Liability
\$2,500,000
- c) \$3,000,000 to \$3,999,999 Incremental Spend
Maximum Discontinuance Liability
\$2,000,000
- d) \$4,000,000 to \$4,999,999 Incremental Spend
Maximum Discontinuance Liability
\$1,500,000
- e) \$5,000,000 to \$5,999,999 Incremental Spend
Maximum Discontinuance Liability
\$500,000
- f) \$6,000,000 and greater Incremental Spend
Maximum Discontinuance Liability
\$0

(2) Percentage Based

- a) 25% increase in Incremental Spend
Maximum Discontinuance Liability
75% of total incurred discontinuance charges.
- b) 50% increase in Incremental Spend
Maximum Discontinuance Liability
50% of total incurred discontinuance charges.
- c) 75% increase in Incremental Spend
Maximum Discontinuance Liability
25% of total incurred discontinuance charges.
- c) 100% increase in Incremental Spend
Maximum Discontinuance Liability
No liability for incurred discontinuance charges.

(N)

(TR37)

ACCESS SERVICE

17. Rates and Charges (Cont'd)17.4 Other Services

Rates contained in 17.4.1 following are applicable to all issuing carriers referencing Section 5 of this tariff. Rates contained in 17.4.2 through 17.4.4 following are applicable to all issuing carriers referencing Section 13 of this tariff. Rates contained in 17.4.5 following are applicable to all issuing carriers referencing Section 10 of this tariff. Rates contained in 17.4.6 following are applicable to all issuing carriers referencing Section 11 of this tariff. Rates contained in 17.4.7 following are applicable to all issuing carriers referencing Section 12 of this tariff. See the User's Guide for more information on issuing carrier status.

17.4.1 Access Ordering(A) Access Order Charge

- Per Order

<u>Filing Entity</u>	<u>Charge</u>	<u>Tariff Section Reference</u>
Windstream North Carolina, Inc.	\$68.00	5.4.1
Windstream Florida	68.00	5.4.1
Windstream GA. Communications Corp.	68.00	5.4.1
Georgia Windstream, Inc.	68.00	5.4.1
Windstream Kentucky West	68.00	5.4.1
Windstream NY, Inc. - Fulton	68.00	5.4.1
Windstream NY, Inc. - Jamestown	68.00	5.4.1
Windstream NY, Inc. - Red Jacket	68.00	5.4.1
Oklahoma Windstream, Inc.	68.00	5.4.1
Windstream Pennsylvania	68.00	5.4.1
Windstream Sugar Land	68.00	5.4.1
Windstream Georgia	68.00	5.4.1
Windstream Mississippi	68.00	5.4.1
Windstream Missouri	68.00	5.4.1
Windstream Oklahoma	68.00	5.4.1
Windstream South Carolina	68.00	5.4.1
Windstream Western Reserve	68.00	5.4.1
Windstream Alabama	68.00	5.4.1
Texas Windstream	68.00	5.4.1
Windstream Arkansas	68.00	5.4.1
Windstream Standard	68.00	5.4.1
Windstream Communications Kerrville	68.00	5.4.1
Windstream Ohio	68.00	5.4.1
Windstream Concord	68.00	5.4.1
Windstream Lexcom	68.00	5.4.1
Windstream Nebraska	-	5.4.1
Windstream Kentucky East - Lexington	-	5.4.1
Windstream Kentucky East - London	-	5.4.1
Valor Oklahoma	100.00	5.4.1
Valor New Mexico #1164	75.00	5.4.1
Valor New Mexico #1193	75.50	5.4.1
Valor Texas #1163	100.00	5.4.1
Valor Texas #1181	100.00	5.4.1
Windstream Iowa Communications #1167	100.00	5.4.1
Windstream Iowa Communications #1170, #1178	100.00	5.4.1 (I)
Windstream Lakedale, Inc. #1414	68.00	5.4.1
Windstream Lakedale, Inc. #1482	68.00	5.4.1

(TR84)

Issued: June 16, 2016

Effective: July 1, 2016

4001 Rodney Parham Road
Little Rock, AR 72212

ACCESS SERVICE

17. Rates and Charges (Cont'd)17.4 Other Services (Cont'd)17.4.1 Access Ordering (Cont'd)(B) Service Date Change Charge

A Service Date Change Charge will apply, on a per order per occurrence basis, for each service date changed. The Access Order Charge as specified in 17.4.1(A) preceding does not apply. The applicable charge is:

<u>Filing Entity</u>	<u>Charge</u>	<u>Tariff Section Reference</u>	
Windstream North Carolina, Inc.	\$18.00	5.4.3	
Windstream Florida	18.00	5.4.3	
Windstream GA. Communications Corp.	18.00	5.4.3	
Georgia Windstream, Inc.	18.00	5.4.3	
Windstream Kentucky West	18.00	5.4.3	
Windstream NY, Inc. - Fulton	18.00	5.4.3	
Windstream NY, Inc. - Jamestown	18.00	5.4.3	
Windstream NY, Inc. - Red Jacket	18.00	5.4.3	
Oklahoma Windstream, Inc.	18.00	5.4.3	
Windstream Pennsylvania	18.00	5.4.3	
Windstream Sugar Land	18.00	5.4.3	
Windstream Georgia	18.00	5.4.3	
Windstream Mississippi	18.00	5.4.3	
Windstream Missouri	18.00	5.4.3	
Windstream Oklahoma	18.00	5.4.3	
Windstream South Carolina	18.00	5.4.3	
Windstream Western Reserve	18.00	5.4.3	
Windstream Alabama	18.00	5.4.3	
Texas Windstream	18.00	5.4.3	
Windstream Arkansas	18.00	5.4.3	
Windstream Standard	18.00	5.4.3	
Windstream Communications Kerrville	18.00	5.4.3	
Windstream Ohio	18.00	5.4.3	
Windstream Concord	18.00	5.4.3	
Windstream Lexcom	18.00	5.4.3	
Windstream Nebraska	22.73	5.4.3	
Windstream Kentucky East - Lexington	58.61	5.4.3	
Windstream Kentucky East - London	26.21	5.4.3	
Valor Oklahoma	50.00	5.4.3	
Valor New Mexico #1164	50.00	5.4.3	
Valor New Mexico #1193	50.00	5.4.3	
Valor Texas #1163	50.00	5.4.3	
Valor Texas #1181	50.00	5.4.3	
Windstream Iowa Communications #1167	64.66	5.4.3	
Windstream Iowa Communications #1170, #1178	26.21	5.4.3	
Windstream Lakedale, Inc. #1414	18.00	5.4.3	(N)
Windstream Lakedale, Inc. #1482	18.00	5.4.3	(N)

(TR48)

Issued: June 16, 2011

Effective: July 1, 2011

4001 Rodney Parham Road
Little Rock, AR 72212

ACCESS SERVICE

17. Rates and Charges (Cont'd)17.4 Other Services (Cont'd)17.4.1 Access Ordering (Cont'd)(C) Design Change Charge

The Design Change Charge will apply on a per order per occurrence basis, for each order requiring

<u>Filing Entity</u>	<u>Charge</u>	<u>Tariff Section Reference</u>	
Windstream North Carolina, Inc.	\$18.00	5.4.3	
Windstream Florida	18.00	5.4.3	
Windstream GA. Communications Corp.	18.00	5.4.3	
Georgia Windstream, Inc.	18.00	5.4.3	
Windstream Kentucky West	18.00	5.4.3	
Windstream NY, Inc. - Fulton	18.00	5.4.3	
Windstream NY, Inc. - Jamestown	18.00	5.4.3	
Windstream NY, Inc. - Red Jacket	18.00	18.00 5.4.3	
Oklahoma Windstream, Inc.	18.00	5.4.3	
Windstream Pennsylvania	18.00	5.4.3	
Windstream Sugar Land	18.00	5.4.3	
Windstream Georgia	18.00	5.4.3	
Windstream Mississippi	18.00	5.4.3	
Windstream Missouri	18.00	5.4.3	
Windstream Oklahoma	18.00	5.4.3	
Windstream South Carolina	18.00	5.4.3	
Windstream Western Reserve	18.00	5.4.3	
Windstream Alabama	18.00	5.4.3	
Texas Windstream	18.00	5.4.3	
Windstream Arkansas	18.00	5.4.3	
Windstream Standard	18.00	5.4.3	
Windstream Communications Kerrville	18.00	5.4.3	
Windstream Ohio	18.00	5.4.3	
Windstream Concord	18.00	5.4.3	
Windstream Lexcom	18.00	5.4.3	
Windstream Nebraska	20.47	5.4.3	
Windstream Kentucky East - Lexington	27.00	5.4.3	
Windstream Kentucky East - London	26.21	5.4.3	
Valor Oklahoma	50.00	5.4.3	
Valor New Mexico #1164	50.00	5.4.3	
Valor New Mexico #1193	50.00	5.4.3	
Valor Texas #1163	50.00	5.4.3	
Valor Texas #1181	50.00	5.4.3	
Windstream Iowa Communications #1167	49.39	5.4.3	
Windstream Iowa Communications #1170, #1178	26.21	5.4.3	
Windstream Lakedale, Inc. #1414	18.00	5.4.3	(N)
Windstream Lakedale, Inc. #1482	18.00	5.4.3	(N)

(TR48)

Issued: June 16, 2011

Effective: July 1, 2011

4001 Rodney Parham Road
Little Rock, AR 72212

ACCESS SERVICE

17. Rates and Charges (Cont'd)17.4 Other Services (Cont'd)17.4.1 Access Ordering (Cont'd)(D) Miscellaneous Service Order Charge

- Per Occurrence

<u>Filing Entity</u>	<u>Charge</u>	<u>Tariff Section Reference</u>	
Windstream North Carolina, Inc.	\$68.00	5.4.2	
Windstream Florida	68.00	5.4.2	
Windstream GA. Communications Corp.	68.00	5.4.2	
Georgia Windstream, Inc.	68.00	5.4.2	
Windstream Kentucky West	68.00	5.4.2	
Windstream NY, Inc. - Fulton	68.00	5.4.2	
Windstream NY, Inc. - Jamestown	68.00	5.4.2	
Windstream NY, Inc. - Red Jacket	68.00	68.00	5.4.2
Oklahoma Windstream, Inc.	68.00	5.4.2	
Windstream Pennsylvania	68.00	5.4.2	
Windstream Sugar Land	68.00	5.4.2	
Windstream Georgia	68.00	5.4.2	
Windstream Mississippi	68.00	5.4.2	
Windstream Missouri	68.00	5.4.2	
Windstream Oklahoma	68.00	5.4.2	
Windstream South Carolina	68.00	5.4.2	
Windstream Western Reserve	68.00	5.4.2	
Windstream Alabama	68.00	5.4.2	
Texas Windstream	68.00	5.4.2	
Windstream Arkansas	68.00	5.4.2	
Windstream Standard	68.00	5.4.2	
Windstream Communications Kerrville	68.00	5.4.2	
Windstream Ohio	68.00	5.4.3	
Windstream Concord	68.00	5.4.3	
Windstream Lexcom	68.00	5.4.3	
Windstream Nebraska	27.09	5.4.3	
Windstream Kentucky East - Lexington	27.00	5.4.3	
Windstream Kentucky East - London	27.00	5.4.3	
Valor Oklahoma	50.00	5.4.3	
Valor New Mexico #1164	50.00	5.4.3	
Valor New Mexico #1193	50.00	5.4.3	
Valor Texas #1163	50.00	5.4.3	
Valor Texas #1181	50.00	5.4.3	
Windstream Iowa Communications #1167	100.00	5.4.3	
Windstream Iowa Communications #1170, #1178	100.00	5.4.3	(I)
Windstream Lakedale, Inc. #1414	68.00	5.4.3	
Windstream Lakedale, Inc. #1482	68.00	5.4.3	

(TR84)

Issued: June 16, 2016

Effective: July 1, 2016

4001 Rodney Parham Road
Little Rock, AR 72212

ACCESS SERVICE

17. Rates and Charges (Cont'd)17.4 Other Services (Cont'd)17.4.2 Additional Engineering

Regulations regarding Additional Engineering are set forth in 13.1 preceding.

- Each Half Hour or Fraction Thereof

<u>Filing Entity</u>	<u>Basic Time</u>	<u>Over Time*</u>	<u>Premium Time*</u>	
Windstream North Carolina, Inc.	\$35.00	\$50.00	\$---	
Windstream Florida	35.00	50.00	---	
Windstream GA. Communications Corp.	35.00	50.00	---	
Georgia Windstream, Inc.	35.00	50.00	---	
Windstream Kentucky West	35.00	50.00	---	
Windstream NY, Inc. - Fulton	35.00	50.00	---	
Windstream NY, Inc. - Jamestown	35.00	50.00	---	
Windstream NY, Inc. - Red Jacket	35.00	50.00	---	
Oklahoma Windstream, Inc.	35.00	50.00	---	
Windstream Pennsylvania	35.00	50.00	---	
Windstream Sugar Land	35.00	50.00	---	
Windstream Georgia	35.00	50.00	---	
Windstream Mississippi	35.00	50.00	---	
Windstream Missouri	35.00	50.00	---	
Windstream Oklahoma	35.00	50.00	---	
Windstream South Carolina	35.00	50.00	---	
Windstream Western Reserve	35.00	50.00	---	
Windstream Alabama	35.00	50.00	---	
Texas Windstream	35.00	50.00	---	
Windstream Arkansas	35.00	50.00	---	
Windstream Standard	35.00	50.00	---	
Windstream Communications Kerrville	35.00	50.00	---	
Windstream Ohio	35.00	50.00	---	
Windstream Concord	35.00	50.00	---	
Windstream Lexcom	35.00	50.00	---	
Windstream Nebraska	35.00	50.00	50.00	
Windstream Kentucky East - Lexington	---	---	---	
Windstream Kentucky East - London	34.42	51.64	51.64	
Valor Oklahoma	37.81	56.72	75.63	
Valor New Mexico #1164	37.81	56.72	75.63	
Valor New Mexico #1193	37.81	56.72	75.63	
Valor Texas #1163	37.81	56.72	75.63	
Valor Texas #1181	37.81	56.72	75.63	
Windstream Iowa Communications #1170, #1178	74.72	112.08	149.44	
Windstream Lakedale, Inc. #1414	35.00	50.00	---	(N) (N)
Windstream Lakedale, Inc. #1482	35.00	50.00	---	(N) (N)

* A call out to a Telephone Company employee at a time not consecutive with the employee's scheduled work period is subject to a minimum charge of four hours.

(TR48)

Issued: June 16, 2011

Effective: July 1, 2011

4001 Rodney Parham Road
Little Rock, AR 72212

ACCESS SERVICE

17. Rates and Charges (Cont'd)17.4 Other Services (Cont'd)17.4.3 Additional LaborInstallation or Repair and Stand By Testing

Regulations regarding Additional Labor are set forth in 13.2 preceding.

- Each Half Hour or Fraction Thereof

<u>Filing Entity</u>	<u>Basic Time</u>	<u>Over Time*</u>	<u>Premium Time*</u>
Windstream North Carolina, Inc.	\$35.00	\$50.00	\$75.00
Windstream Florida	35.00	50.00	75.00
Windstream GA. Communications Corp.	35.00	50.00	75.00
Georgia Windstream, Inc.	35.00	50.00	75.00
Windstream Kentucky West	35.00	50.00	75.00
Windstream NY, Inc. - Fulton	35.00	50.00	75.00
Windstream NY, Inc. - Jamestown	35.00	50.00	75.00
Windstream NY, Inc. - Red Jacket	35.00	50.00	75.00
Oklahoma Windstream, Inc.	35.00	50.00	75.00
Windstream Pennsylvania	35.00	50.00	75.00
Windstream Sugar Land	35.00	50.00	75.00
Windstream Georgia	35.00	50.00	75.00
Windstream Mississippi	35.00	50.00	75.00
Windstream Missouri	35.00	50.00	75.00
Windstream Oklahoma	35.00	50.00	75.00
Windstream South Carolina	35.00	50.00	75.00
Windstream Western Reserve	35.00	50.00	75.00
Windstream Alabama	35.00	50.00	75.00
Texas Windstream	35.00	50.00	75.00
Windstream Arkansas	35.00	50.00	75.00
Windstream Standard	35.00	50.00	75.00
Windstream Communications Kerrville	35.00	50.00	75.00
Windstream Ohio	35.00	50.00	75.00
Windstream Concord	35.00	50.00	75.00
Windstream Lexcom	35.00	50.00	75.00
Windstream Nebraska	35.00	50.00	75.00
Windstream Kentucky East - Lexington	35.98	100.00	150.00
Windstream Kentucky East - London	24.28	75.00	125.00
Valor Oklahoma	30.81	100.00	150.00
Valor New Mexico #1164	30.81	100.00	150.00
Valor New Mexico #1193	30.81	100.00	150.00
Valor Texas #1163	30.81	100.00	150.00
Valor Texas #1181	20.84	100.00	150.00
Windstream Iowa Communications #1170, #1178	58.56	150.00	250.00
Windstream Lakedale, Inc. #1414	35.00	50.00	75.00
Windstream Lakedale, Inc. #1482	35.00	50.00	75.00

- First Half Hour or Fraction Thereof

Windstream Iowa Communications #1167	58.56	150.00	250.00	(I) (I) (I)
- Each Additional Half Hour or Fraction Thereof				
Windstream Iowa Communications #1167	58.56	150.00	250.00	(I) (I) (I)

* A call out to a Telephone Company employee at a time not consecutive with the employee's scheduled work period is subject to a minimum charge of four hours.

(TR84)

Issued: June 16, 2016

Effective: July 1, 2016

4001 Rodney Parham Road
Little Rock, AR 72212

* A call out to a Telephone Company employee at a time not consecutive with the employee's scheduled work period is subject to a minimum charge of four hours.

(TR84)

Issued: June 16, 2016

4001 Rodney Parham Road
Little Rock, AR 72212

Effective: July 1, 2016

ACCESS SERVICE

17. Rates and Charges (Cont'd)17.4 Other Services (Cont'd)17.4.4 Miscellaneous Services

Regulations regarding Miscellaneous Services are set forth in 13.3 preceding.

(A) Testing and Maintenance of Service

Regulations concerning Testing and Maintenance of Service are set forth in 13.3.1 and 13.3.2 preceding.

<u>Filing Entity</u>	<u>Basic Time</u>	<u>Over Time*</u>	<u>Premium Time*</u>
Windstream North Carolina, Inc.	\$35.00	\$50.00	\$75.00
Windstream Florida	35.00	50.00	75.00
Windstream GA. Communications Corp.	35.00	50.00	75.00
Georgia Windstream, Inc.	35.00	50.00	75.00
Windstream Kentucky West	35.00	50.00	75.00
Windstream NY, Inc. - Fulton	35.00	50.00	75.00
Windstream NY, Inc. - Jamestown	35.00	50.00	75.00
Windstream NY, Inc. - Red Jacket	35.00	50.00	75.00
Oklahoma Windstream, Inc.	35.00	50.00	75.00
Windstream Pennsylvania	35.00	50.00	75.00
Windstream Sugar Land	35.00	50.00	75.00
Windstream Georgia	35.00	50.00	75.00
Windstream Mississippi	35.00	50.00	75.00
Windstream Missouri	35.00	50.00	75.00
Windstream Oklahoma	35.00	50.00	75.00
Windstream South Carolina	35.00	50.00	75.00
Windstream Western Reserve	35.00	50.00	75.00
Windstream Alabama	35.00	50.00	75.00
Texas Windstream	35.00	50.00	75.00
Windstream Arkansas	35.00	50.00	75.00
Windstream Standard	35.00	50.00	75.00
Windstream Communications Kerrville	35.00	50.00	75.00
Windstream Ohio	35.00	50.00	75.00
Windstream Concord	35.00	50.00	75.00
Windstream Lexcom	35.00	50.00	75.00
Windstream Nebraska	35.00	50.00	75.00
Windstream Kentucky East - Lexington	35.98	100.00	150.00
Windstream Kentucky East - London	24.28	36.42	48.56
Valor Oklahoma	20.84	31.26	41.67
Valor New Mexico #1164	20.84	31.26	41.67
Valor New Mexico #1193	20.84	31.26	41.67
Valor Texas #1163	20.84	31.26	41.67
Valor Texas #1181	20.84	31.26	41.67
Windstream Iowa Communications #1170,#1178	58.56	150.00	250.00
Windstream Lakedale, Inc. #1414	35.00	50.00	75.00
Windstream Lakedale, Inc. #1482	35.00	50.00	75.00

- First Half Hour or Fraction Thereof

Windstream Iowa Communications #1167	58.56	150.00	250.00	(I) (I) (I)
- Each Additional Half Hour or Fraction Thereof				

Windstream Iowa Communications #1167	58.56	150.00	250.00	(I) (I) (I)
--------------------------------------	-------	--------	--------	-------------

(TR84)

(TR84)

Issued: June 16, 2016

4001 Rodney Parham Road
Little Rock, AR 72212

Effective: July 1, 2016

ACCESS SERVICE

17. Rates and Charges (Cont'd)17.4 Other Services (Cont'd)17.4.4 Miscellaneous Services

Regulations regarding Miscellaneous Services are set forth in 13.3 preceding.

(B) Additional Testing

(1) Automatic Schedule Testing

(a) Basic Offering to First Point of Switching

- Per Transmission Path - per Month

<u>Filing Entity</u>	<u>Rate</u>	
Windstream Nebraska	\$2.90	
Windstream Kentucky East - Lexington	0.45	
Valor Oklahoma	0.45	
Valor New Mexico #1164	0.45	
Valor New Mexico #1193	0.45	
Valor Texas #1163	0.45	
Valor Texas #1181	0.45	
Windstream Iowa Communications #1167	0.45	(N)

(2) Additional Cooperative Schedule Testing

(a) Basic Offering to First Point of Switching

- Per Transmission Path - per Month

<u>Filing Entity</u>	<u>Rate</u>	
Valor Oklahoma	\$1.51	
Valor New Mexico #1164	1.51	
Valor New Mexico #1193	1.51	
Valor Texas #1163	1.51	
Valor Texas #1181	1.51	
Windstream Iowa Communications #1167	1.63	(N)

(b) Gain Slope to First Point of Switching

- Per Transmission Path - per Month

<u>Filing Entity</u>	<u>Rate</u>	
Valor Oklahoma	\$0.64	
Valor New Mexico #1164	0.64	
Valor New Mexico #1193	0.64	
Valor Texas #1163	0.64	
Valor Texas #1181	0.64	
Windstream Iowa Communications #1167	0.69	(N)

(TR44)

ACCESS SERVICE

17. Rates and Charges (Cont'd)17.4 Other Services (Cont'd)17.4.4 Miscellaneous Services

Regulations regarding Miscellaneous Services are set forth in 13.3 preceding.

(B) Additional Testing

(3) Additional Manual Schedule Testing

(a) Basic Offering to First Point of Switching

- Per Transmission Path - per Month

<u>Filing Entity</u>	<u>Rate</u>	
Valor Oklahoma	\$3.02	
Valor New Mexico #1164	3.02	
Valor New Mexico #1193	3.02	
Valor Texas #1163	3.02	
Valor Texas #1181	3.02	
Windstream Iowa Communications #1167	3.27	(N)

(b) Gain Slope to First Point of Switching

- Per Transmission Path - per Month

<u>Filing Entity</u>	<u>Rate</u>
Valor Oklahoma	\$1.29
Valor New Mexico #1164	1.29
Valor New Mexico #1193	1.29
Valor Texas #1163	1.29
Valor Texas #1181	1.29

(TR44)

Issued: December 17, 2010

4001 Rodney Parham Road
Little Rock, AR 72212

Effective: January 1, 2011

ACCESS SERVICE

17. Rates and Charges (Cont'd)17.4 Other Services (Cont'd)17.4.4 Miscellaneous Services (Cont'd)(C) Telecommunications Service Priority

- Per service arranged

<u>Filing Entity</u>	<u>Nonrecurring Charge</u>	<u>Monthly Rate</u>
Windstream North Carolina, Inc.	\$50.00	
Windstream Florida	50.00	
Windstream GA. Communications Corp.	50.00	
Georgia Windstream, Inc.	50.00	
Windstream Kentucky West	50.00	
Windstream NY, Inc. - Fulton	49.64 (R)	
Windstream NY, Inc. - Jamestown	49.64 (R)	
Windstream NY, Inc. - Red Jacket	49.64 (R)	
Oklahoma Windstream, Inc.	50.00	
Windstream Pennsylvania	50.00	
Windstream Sugar Land	50.00	
Windstream Georgia	50.00	
Windstream Mississippi	50.00	
Windstream Missouri	50.00	
Windstream Oklahoma	50.00	
Windstream South Carolina	50.00	
Windstream Western Reserve	50.00	
Windstream Alabama	50.00	
Texas Windstream	50.00	
Windstream Arkansas	50.00	
Windstream Standard	50.00	
Windstream Communications Kerrville	50.00	
Windstream Ohio	49.63 (R)	
Windstream Concord	49.62 (R)	
Windstream Lexcom	50.00	
Windstream Nebraska	80.63	
Windstream Kentucky East - Lexington	14.50	\$4.90
Windstream Kentucky East - London	---	4.90
Valor Oklahoma	10.30	4.90
Valor New Mexico #1164	14.50	4.90
Valor New Mexico #1193	14.00	4.90
Valor Texas #1163	10.00	4.90
Valor Texas #1181	10.00	4.90
Windstream Iowa Communications #1167	14.50	4.90
Windstream Lakedale, Inc. #1414	50.00	
Windstream Lakedale, Inc. #1482	49.62 (R)	

- Restoration Priority Level Implementation When
Added or Changed on an Existing Service.

<u>Filing Entity</u>	<u>Rate</u>
Valor New Mexico #1193	\$104.02
Valor Texas #1181	104.02
Windstream Iowa Communications #1170, #1178	104.02

(TR110)

Issued: June 16, 2021

Effective: July 1, 2021

4001 Rodney Parham Road
Little Rock, AR 72212

ACCESS SERVICE

17. Rates and Charges (Cont'd)17.4 Other Services (Cont'd)17.4.4 Miscellaneous Services (Cont'd)(D) Controller Arrangement

	Monthly Rate	
Per arrangement		
Windstream Nebraska	\$ 94.65	
Windstream Kentucky East - London	100.00	
Valor New Mexico #1193	100.00	
Valor Texas #1181	100.00	
Windstream Iowa Communications #1170, #1178	100.00	(N)

(E) Presubscription

Regulations concerning Presubscription are set forth in 13.4 preceding.
Charge is applied per Telephone Exchange Service Line or Trunk*.

	InterLATA Only PIC Change Electronic/Manual#	Simultaneous InterLATA and IntraLATA PIC Change** Electronic/Manual#
<u>Filing Entity</u>		
All Filing Entities	\$1.25/\$5.50	\$0.63/\$2.75

* This charge is billed to the end user who is the subscriber to the Telephone Exchange Service. In the event an end user is incorrectly presubscribed due to misassignment on the on the part of the Telephone company, no charge shall apply. In the event an end user is incorrectly presubscribed to misassignment on the part of the IC, and the IC is unable to document such an assignment, the Telephone Company will apply the charge to the IC responsible for the misassignment of the end user and assign the end user to an IC of the end user's choice.

** This charge applies only to the interLATA PIC. The intraLATA PIC will be billed out of the appropriate Intrastate Access Tariff.

As used above, manual methods are (1) personal interaction between a customer, or a person acting on behalf of a customer, and a Telephone Company employee; and (2) any facsimile or written submissions from a customer, or a person acting on behalf of a customer, to a Telephone Company service center. Electronic methods shall include all other methods. If a request utilizing an electronic method results in manual processing, the electronic nonrecurring charge shall apply upon completion of the request.

(TR44)

ACCESS SERVICE

17. Rates and Charges (Cont'd)17.4 Other Services (Cont'd)17.4.4 Miscellaneous Services (Cont'd)(F) Unauthorized PIC Changes

Regulations concerning unauthorized PIC changes are set forth in 13.6 preceding.

Charge is applied per Telephone Exchange Service Line or Trunk*.

<u>Filing Entity</u>	<u>Nonrecurring Charge</u>	
Windstream North Carolina, Inc.	\$ 30.00	
Windstream Florida	30.00	
Windstream GA. Communications Corp.	30.00	
Georgia Windstream, Inc.	30.00	
Windstream Kentucky West	30.00	
Windstream NY, Inc. - Fulton	30.00	
Windstream NY, Inc. - Jamestown	30.00	
Windstream NY, Inc. - Red Jacket	30.00	
Oklahoma Windstream, Inc.	30.00	
Windstream Pennsylvania	30.00	
Windstream Sugar Land	30.00	
Windstream Georgia	30.00	
Windstream Mississippi	30.00	
Windstream Missouri	30.00	
Windstream Oklahoma	30.00	
Windstream South Carolina	30.00	
Windstream Western Reserve	30.00	
Windstream Alabama	30.00	
Texas Windstream	30.00	
Windstream Arkansas	30.00	
Windstream Standard	30.00	
Windstream Communications Kerrville	30.00	
Windstream Ohio	30.00	
Windstream Concord	30.00	
Windstream Lexcom	30.00	
Windstream Nebraska	43.67	
Windstream Kentucky East - Lexington	---	
Windstream Kentucky East - London	---	
Valor Oklahoma	4.48	
Valor New Mexico #1164	4.48	
Valor New Mexico #1193	5.00	
Valor Texas #1163	4.48	
Valor Texas #1181	5.00	
Windstream Iowa Communications #1167	15.11	
Windstream Iowa Communications #1170, #1178	15.31	
Windstream Lakedale, Inc. #1414	30.00	(N)

* This charge is billed to the end user who is the subscriber to the Telephone Exchange Service. In the event an end user is incorrectly presubscribed due to misassignment on the on the part of the Telephone company, no charge shall apply. In the event an end user is incorrectly presubscribed to misassignment on the part of the IC, and the IC is unable to document such an assignment, the Telephone Company will apply the charge to the IC responsible for the misassignment of the end user and assign the end user to an IC of the end user's choice.

(TR48)

* This charge is billed to the end user who is the subscriber to the Telephone Exchange Service. In the event an end user is incorrectly presubscribed due to misassignment on the on the part of the Telephone company, no charge shall apply. In the event an end user is incorrectly presubscribed to misassignment on the part of the IC, and the IC is unable to document such an assignment, the Telephone Company will apply the charge to the IC responsible for the misassignment of the end user and assign the end user to an IC of the end user's choice.

(TR48)

Issued: June 16, 2011

4001 Rodney Parham Road
Little Rock, AR 72212

Effective: July 1, 2011

ACCESS SERVICE

17. Rates and Charges (Cont'd)17.4 Other Services (Cont'd)17.4.4 Miscellaneous Services (Cont'd)(G) Billing Name and Address Service (BNA)(1) BNA Request

<u>Filing Entity</u>	<u>NRC*</u>	<u>Record Charge**</u>	
Windstream North Carolina, Inc.	\$ 50.00	\$ 0.50	
Windstream Florida	\$ 50.00	\$ 0.50	
Windstream GA. Communications Corp.	\$ 50.00	\$ 0.50	
Georgia Windstream, Inc.	\$ 50.00	\$ 0.50	
Windstream Kentucky West	\$ 50.00	\$ 0.50	
Windstream NY, Inc. - Fulton	\$ 50.00	\$ 0.50	
Windstream NY, Inc. - Jamestown	\$ 50.00	\$ 0.50	
Windstream NY, Inc. - Red Jacket	\$ 50.00	\$ 0.50	
Oklahoma Windstream, Inc.	\$ 50.00	\$ 0.50	
Windstream Pennsylvania	\$ 50.00	\$ 0.50	
Windstream Sugar Land	\$ 50.00	\$ 0.50	
Windstream Georgia	\$ 50.00	\$ 0.50	
Windstream Mississippi	\$ 50.00	\$ 0.50	
Windstream Missouri	\$ 50.00	\$ 0.50	
Windstream Oklahoma	\$ 50.00	\$ 0.50	
Windstream South Carolina	\$ 50.00	\$ 0.50	
Windstream Western Reserve	\$ 50.00	\$ 0.50	
Windstream Alabama	\$ 50.00	\$ 0.50	
Texas Windstream	\$ 50.00	\$ 0.50	
Windstream Arkansas	\$ 50.00	\$ 0.50	
Windstream Standard	\$ 50.00	\$ 0.50	
Windstream Communications Kerrville	\$ 50.00	\$ 0.50	
Windstream Ohio	\$ 50.00	\$ 0.50	
Windstream Concord	\$ 50.00	\$ 0.50	
Windstream Lexcom	\$ 50.00	\$ 0.50	
Windstream Nebraska		\$ 0.72	
Windstream Kentucky East - Lexington		\$ 0.34	
Windstream Kentucky East - London		\$ 0.24	
Windstream Lakedale, Inc. #1414	\$ 50.00	\$ 0.50	(N) (N)
Windstream Lakedale, Inc. #1482	\$ 50.00	\$ 0.50	(N) (N)

* Per request

** Per record (number) requested

(TR48)

Issued: June 16, 2011

Effective: July 1, 2011

4001 Rodney Parham Road
Little Rock, AR 72212

ACCESS SERVICE

17. Rates and Charges (Cont'd)17.4 Other Services (Cont'd)17.4.4 Miscellaneous Services (Cont'd)(G) Billing Name and Address Service (BNA) (Cont'd)(2) BNA Electronic Format Charges

<u>Filing Entity</u>	<u>Magnetic Tape</u>	<u>Computer Diskette</u>	
Windstream North Carolina, Inc.	\$90.00	\$15.00	
Windstream Florida	\$90.00	\$15.00	
Windstream GA. Communications Corp.	\$90.00	\$15.00	
Georgia Windstream, Inc.	\$90.00	\$15.00	
Windstream Kentucky West	\$90.00	\$15.00	
Windstream NY, Inc. - Fulton	\$90.00	\$15.00	
Windstream NY, Inc. - Jamestown	\$90.00	\$15.00	
Windstream NY, Inc. - Red Jacket	\$90.00	\$15.00	
Oklahoma Windstream, Inc.	\$90.00	\$15.00	
Windstream Pennsylvania	\$90.00	\$15.00	
Windstream Sugar Land	\$90.00	\$15.00	
Windstream Georgia	\$90.00	\$15.00	
Windstream Mississippi	\$90.00	\$15.00	
Windstream Missouri	\$90.00	\$15.00	
Windstream Oklahoma	\$90.00	\$15.00	
Windstream South Carolina	\$90.00	\$15.00	
Windstream Western Reserve	\$90.00	\$15.00	
Windstream Alabama	\$90.00	\$15.00	
Texas Windstream	\$90.00	\$15.00	
Windstream Arkansas	\$90.00	\$15.00	
Windstream Standard	\$90.00	\$15.00	
Windstream Communications Kerrville	\$90.00	\$15.00	
Windstream Ohio	\$90.00	\$15.00	
Windstream Concord	\$90.00	\$15.00	
Windstream Lexcom	\$90.00	\$15.00	
Windstream Lakedale, Inc. #1414	\$90.00	\$15.00	(N) (N)
Windstream Lakedale, Inc. #1482	\$90.00	\$15.00	(N) (N)

(TR48)

Issued: June 16, 2011

Effective: July 1, 2011

4001 Rodney Parham Road
Little Rock, AR 72212

ACCESS SERVICE

17. Rates and Charges (Cont'd)17.4 Other Services (Cont'd)17.4.4 Miscellaneous Services (Cont'd)(G) Billing Name and Address Service (BNA) (Cont'd)(3) Per Call/Periodic BNA

- BNA Found/Each

<u>Filing Entity</u>	<u>Rate</u>	
Valor Oklahoma	\$0.26	
Valor New Mexico #1164	0.20	
Valor New Mexico #1193	0.21	
Valor Texas #1163	0.32	
Valor Texas #1181	0.19	
Windstream Iowa Communications #1167	0.18	(N)
Windstream Iowa Communications #1170, #1178	0.27	(N)

- BNA Not Found/Each

<u>Filing Entity</u>	<u>Rate</u>	
Valor Oklahoma	\$0.26	
Valor New Mexico #1164	0.20	
Valor New Mexico #1193	0.21	
Valor Texas #1163	0.28	
Valor Texas #1181	0.17	
Windstream Iowa Communications #1167	0.17	(N)
Windstream Iowa Communications #1170, #1178	0.27	(N)

- Processing Fee* - Paper Report, Electronic
Transmission or Magnetic Tape/Each State

<u>Filing Entity</u>	<u>Rate</u>	
Valor Oklahoma	\$50.00	
Valor New Mexico #1164	50.00	
Valor New Mexico #1193	50.00	
Valor Texas #1163	50.00	
Valor Texas #1181	50.00	
Windstream Iowa Communications #1167	50.00	(N)
Windstream Iowa Communications #1170, #1178	54.58	(N)

* Applies once per calendar year for the BNA processing done within that calendar year.

(TR44)

Issued: December 17, 2010

Effective: January 1, 2011

4001 Rodney Parham Road
Little Rock, AR 72212

ACCESS SERVICE

17. Rates and Charges (Cont'd)17.4 Other Services (Cont'd)17.4.4 Miscellaneous Services (Cont'd)(G) Billing Name and Address Service (BNA) (Cont'd)(4) Data Gathering Service

- per Record Accessed

<u>Filing Entity</u>	<u>Rate</u>	
Valor Oklahoma	\$0.18	
Valor New Mexico #1164	0.18	
Valor New Mexico #1193	0.18	
Valor Texas #1163	0.18	
Valor Texas #1181	0.18	
Windstream Iowa Communications #1167	0.18	(N)
Windstream Iowa Communications #1170, #1178	0.18	(N)

- Processing Fee* - Paper Report, Electronic
Transmission or Magnetic Tape/Each State

<u>Filing Entity</u>	<u>Rate</u>	
Valor Oklahoma	\$75.00	
Valor New Mexico #1164	75.00	
Valor New Mexico #1193	75.00	
Valor Texas #1163	75.00	
Valor Texas #1181	75.00	
Windstream Iowa Communications #1167	75.00	(N)
Windstream Iowa Communications #1170, #1178	75.00	(N)

* Applies once per calendar year for the BNA processing done within that calendar year.

(TR44)

Issued: December 17, 2010

Effective: January 1, 2011

4001 Rodney Parham Road
Little Rock, AR 72212

ACCESS SERVICE

17. Rates and Charges (Cont'd)17.4 Other Services (Cont'd)17.4.4 Miscellaneous Services (Cont'd)(G) Billing Name and Address Service (BNA) (Cont'd)(5) End User Validation List

- Standard Sort per Record Provided

<u>Filing Entity</u>	<u>Rate</u>	
Valor Oklahoma	\$0.100	
Valor New Mexico #1164	0.034	
Valor New Mexico #1193	0.100	
Valor Texas #1163	0.100	
Valor Texas #1181	0.100	
Windstream Iowa Communications #1167	0.033	(N)
Windstream Iowa Communications #1170,1178	0.035	(N)

- Special Sort, per Record Provided

<u>Filing Entity</u>	<u>Rate</u>	
Valor Oklahoma	\$0.250	
Valor New Mexico #1164	0.054	
Valor New Mexico #1193	0.250	
Valor Texas #1163	0.250	
Valor Texas #1181	0.250	
Windstream Iowa Communications #1167	0.054	(N)
Windstream Iowa Communications #1170,#1178	0.054	(N)

- Administrative Fee - Paper Report, Electronic
Transmission or Magnetic Tape/Per Request

<u>Filing Entity</u>	<u>Rate</u>	
Valor Oklahoma	\$78.00	
Valor New Mexico #1164	78.00	
Valor New Mexico #1193	78.00	
Valor Texas #1163	78.00	
Valor Texas #1181	78.00	
Windstream Iowa Communications #1167	78.00	(N)
Windstream Iowa Communications #1170,#1178	78.00	(N)

(TR44)

Issued: December 17, 2010

Effective: January 1, 2011

4001 Rodney Parham Road
Little Rock, AR 72212

ACCESS SERVICE

17. Rates and Charges (Cont'd)17.4 Other Services (Cont'd)17.4.4 Miscellaneous Services (Cont'd)(H) Originating Line Screening (OLS)

	<u>Nonrecurring Charge</u>	
- Per Exchange Line		
<u>Filing Entity</u>		
Windstream North Carolina, Inc.	\$0.50	
Windstream Florida	0.50	
Windstream GA. Communications Corp.	0.50	
Georgia Windstream, Inc.	0.50	
Windstream Kentucky West	0.50	
Windstream NY, Inc. - Fulton	0.50	
Windstream NY, Inc. - Jamestown	0.50	
Windstream NY, Inc. - Red Jacket	0.50	
Oklahoma Windstream, Inc.	0.50	
Windstream Pennsylvania	0.50	
Windstream Sugar Land	0.50	
Windstream Georgia	0.50	
Windstream Mississippi	0.50	
Windstream Missouri	0.50	
Windstream Oklahoma	0.50	
Windstream South Carolina	0.50	
Windstream Western Reserve	0.50	
Windstream Alabama	0.50	
Texas Windstream	0.50	
Windstream Arkansas	0.50	
Windstream Standard	0.50	
Windstream Communications Kerrville	0.50	
Windstream Ohio	0.50	
Windstream Concord	0.50	
Windstream Lexcom	0.50	
Valor Oklahoma	0.28	
Valor New Mexico #1164	0.27	
Valor New Mexico #1193	0.25	
Valor Texas #1163	0.31	
Valor Texas #1181	0.30	
Windstream Lakedale, Inc. #1414	0.50	(N)
Windstream Lakedale, Inc. #1482	0.50	(N)

(TR48)

Issued: June 16, 2011

Effective: July 1, 2011

4001 Rodney Parham Road
Little Rock, AR 72212

ACCESS SERVICE

17. Rates and Charges (Cont'd)17.4 Other Services (Cont'd)17.4.4 Miscellaneous Services (Cont'd)(I) Coin Supervision Additive Service

- Per exchange service line

<u>Filing Entity</u>	<u>Monthly Rate</u>	
Windstream North Carolina, Inc.	\$2.45	
Windstream Florida	2.45	
Windstream GA. Communications Corp.	2.45	
Georgia Windstream, Inc.	2.45	
Windstream Kentucky West	2.45	
Windstream NY, Inc. - Fulton	2.45	
Windstream NY, Inc. - Jamestown	2.45	
Windstream NY, Inc. - Red Jacket	2.45	
Oklahoma Windstream, Inc.	2.45	
Windstream Pennsylvania	2.45	
Windstream Sugar Land	2.45	
Windstream Georgia	2.45	
Windstream Mississippi	2.45	
Windstream Missouri	2.45	
Windstream Oklahoma	2.45	
Windstream South Carolina	2.45	
Windstream Western Reserve	2.45	
Windstream Alabama	2.45	
Texas Windstream	2.45	
Windstream Arkansas	2.45	
Windstream Standard	2.45	
Windstream Communications Kerrville	2.45	
Windstream Ohio	2.45	
Windstream Concord	2.45	
Windstream Lexcom	2.45	
Windstream Lakedale, Inc. #1414	2.45	(N)
Windstream Lakedale, Inc. #1482	2.45	(N)

(TR48)

Issued: June 16, 2011

Effective: July 1, 2011

4001 Rodney Parham Road
Little Rock, AR 72212

ACCESS SERVICE

17. Rates and Charges (Cont'd)17.4 Other Services (Cont'd)17.4.4 Miscellaneous Services (Cont'd)(J) Billed Number Screening Service

Regulations concerning Billed Number Screening Service are set forth in 13.10 preceding.

Billed Number Screening Service is available in the following companies:

Windstream Florida
Georgia Windstream, Inc.
Windstream Kentucky West
Windstream Sugar Land
Windstream Georgia
Windstream South Carolina
Windstream Western Reserve
Windstream Alabama
Texas Windstream
Windstream Arkansas
Windstream Iowa Communications #1167
Windstream Iowa Communications #1170, #1178

(K) Letter of Authorization (LOA) Processing

Regulations concerning LOA Processing are set forth in 13.4(I) preceding.

- per telephone number

<u>Filing Entity</u>	<u>Nonrecurring Charge</u>
Windstream North Carolina, Inc.	\$0.75
Windstream Florida	0.75
Windstream GA. Communications Corp.	0.75
Georgia Windstream, Inc.	0.75
Windstream Kentucky West	0.75
Windstream NY, Inc. - Fulton	0.75
Windstream NY, Inc. - Jamestown	0.75
Windstream NY, Inc. - Red Jacket	0.75
Oklahoma Windstream, Inc.	0.75
Windstream Pennsylvania	0.75
Windstream Sugar Land	0.75
Windstream Georgia	0.75
Windstream Mississippi	0.75
Windstream Missouri	0.75
Windstream Oklahoma	0.75
Windstream South Carolina	0.75
Windstream Western Reserve	0.75
Windstream Alabama	0.75
Texas Windstream	0.75
Windstream Arkansas	0.75
Windstream Standard	0.75
Windstream Communications Kerrville	0.75
Windstream Ohio	0.75
Windstream Concord	0.75
Windstream Lexcom	0.75
Windstream Lakedale, Inc. #1414	0.75

(N)

(TR48)

(TR48)

Issued: June 16, 2011

4001 Rodney Parham Road
Little Rock, AR 72212

Effective: July 1, 2011

ACCESS SERVICE

17. Rates and Charges (Cont'd)17.4 Other Services (Cont'd)17.4.4 Miscellaneous Services (Cont'd)(L) Local Number Portability (LNP) End User Service

Regulations concerning the Local Number Portability End User Service are set forth in Section 13.12.1 preceding.

- (1) The Telephone Companies listed below will bill the rates listed over a 60 month period beginning with the effective date of the rate. All wire centers in each study area are LNP capable except as noted.

<u>Company Name</u>	<u>State</u>	<u>Study Area Number</u>	<u>Effective Date of Rate</u>	<u>End User Rate Per Line</u>	<u>Rate Per PBX Trunk</u>	<u>Rate Per ISDN PRI</u>
Windstream Communications Kerrville#			TX	442097	3/1/07	\$ 0.12 \$ 1.08\$
Valor Oklahoma	OK	431165	2/28/07	\$ 0.33*	\$ 2.97*	\$ 1.65*

The following exchanges have completed LNP Recovery:

WAGONER		COWETA		BROKEN ARROW		
Valor New Mexico #1164	NM	491164	2/28/07	\$ 0.33*	\$ 2.97*	\$ 1.65*
Valor New Mexico #1193	NM	491193	2/28/07	\$ 0.33*	\$ 2.97*	\$ 1.65*

The following exchanges have completed LNP Recovery:

JAL		EUNICE		LOVINGTON		CARLSBAD	HOBBS
Valor Texas #1163	TX	441163	2/28/07	\$ 0.33*	\$ 2.97*	\$ 1.65*	
Valor Texas #1181	TX	441181	2/28/07	\$ 0.33*	\$ 2.97*	\$ 1.65*	

The following exchanges have completed LNP Recovery:

BENJAMIN	TAHOKA	FROST	WOLFFORTH	BUFFALO
MEGARGEL	HIGGINS	SLOCUM	BURKEVILLE	PECOS
ROCHESTER	HOLLIDAY	OAKWOOD	VAN HORN	FAIRFIELD
RULE	MILFORD	SEYMOUR	SHALLOWATER	TEXARKANA
AVALON	FORT HANCOCK	DAWSON	ELKHART	
RICHLAND	IRENE	STREETMAN	GRAPELAND	
KAMAY	KNOX CITY	HUBBARD	CENTERVILLE	
SIERRA BLANCA	PURDON	BLOOMING GROVE	LINDEN	
ROPESVILLE	SEAGRAVES	DALHART	FABENS	

These rates expire on February 28, 2012.

* These rates expire on February 27, 2012.

(TR19)

Issued: December 19, 2008

Effective: January 3, 2009

4001 Rodney Parham Road
Little Rock, AR 72212

ACCESS SERVICE

17. Rates and Charges (Cont'd)17.4 Other Services (Cont'd)17.4.4 Miscellaneous Services (Cont'd)(M) Local Number Portability (LNP) Query Service

The Telephone Companies listed below offer Local Number Portability Query Service under the provisions specified in Section 13.12.2 preceding.

<u>Company Name</u>	<u>State</u>	<u>Study Area Number</u>	<u>Rate Per Query</u>
Windstream Carolina, Inc.	NC	230476	\$ 0.0042 9
Windstream Florida, Inc.	FL	210336	\$ 0.0042 9
Windstream GA. Communications Corp.	GA	223037	\$ 0.0042 9
Georgia Windstream, Inc.	GA	223036	\$ 0.0042 9
Windstream Kentucky West	KY	260402	\$ 0.0042 9
Windstream New York, Inc. - Fulton	NY	150106	\$ 0.0042 9
Windstream New York, Inc. - Jamestown	NY	150109	\$ 0.0042 9
Windstream New York, Inc. - Red Jacket	NY	150113	\$ 0.0042 9
Oklahoma Windstream, Inc.	OK	432011	\$ 0.0042 9
Windstream Pennsylvania	PA	170176	\$ 0.0042 9
Windstream Sugar Land	TX	442147	\$ 0.0042 9
Windstream Georgia	GA	220357	\$ 0.0042 9
Windstream Mississippi	MS	280453	\$ 0.0042 9
Windstream Missouri	MO	421885	\$ 0.0042 9
Windstream Oklahoma	OK	431965	\$ 0.0042 9
Windstream South Carolina	SC	240517	\$ 0.0042 9
Windstream Western Reserve	OH	300666	\$ 0.0042 9
Windstream Alabama	AL	250302	\$ 0.0042 9
Texas Windstream	TX	442153	\$ 0.0042 9
Windstream Arkansas	AR	401691	\$ 0.0042 9
Windstream Standard	GA	220386	\$ 0.0042 9
Windstream Communications Kerrville	TX	442097	\$ 0.0012 7

(TR38)

Issued: June 16, 2010

Effective: July 1, 2010

4001 Rodney Parham Road
Little Rock, AR 72212

Windstream Ohio	OH	300665	\$ 0.0042 9	
Windstream Concord	NC	230474	\$ 0.0025 96	
Windstream Lexcom	NC	230483	\$ 0.0027 0	(N)
Windstream Nebraska	NE	371568	\$ 0.0042 9	
Windstream Kentucky East - Lexington	KY	260690	\$ 0.0030 5	
Windstream Kentucky East - London	KY	260691	\$ 0.0030 5	
Valor Oklahoma	OK	431165	\$ 0.0030 1	
Valor New Mexico #1164	NM	491164	\$ 0.0030 1	
Valor New Mexico #1193	NM	491193	\$ 0.0030 1	
Valor Texas #1163	TX	441163	\$ 0.0030 1	
Valor Texas #1181	TX	441181	\$ 0.0030 1	

(TR38)

Issued: June 16, 2010

Effective: July 1, 2010

4001 Rodney Parham Road
Little Rock, AR 72212

ACCESS SERVICE

17. Rates and Charges (Cont'd)17.4 Other Services (Cont'd)17.4.4 Miscellaneous Services (Cont'd)(N) International Blocking Service

- Per Exchange Line or Trunk

<u>Filing Entity</u>	<u>Nonrecurring Charge</u>	
Windstream Nebraska	\$30.27	
Windstream Kentucky East - Lexington	19.95	
Windstream Kentucky East - London	9.95	
Valor Oklahoma	19.95	
Valor New Mexico #1164	19.95	
Valor New Mexico #1193	19.95	
Valor Texas #1163	19.95	
Valor Texas #1181	19.95	
Windstream Iowa Communications #1167	19.95	(N)
Windstream Iowa Communications #1170,#1178	19.95	(N)

(O) 900 Blocking Service

- Per Number Blocked after First Request

<u>Filing Entity</u>	<u>Nonrecurring Charge</u>	(C)
Windstream Nebraska	\$13.06	
Windstream Kentucky East - Lexington	5.00	
Windstream Kentucky East - London	5.00	
Valor Oklahoma	5.00	
Valor New Mexico #1164	5.00	
Valor New Mexico #1193	5.00	
Valor Texas #1163	5.00	
Valor Texas #1181	5.00	
Windstream Iowa Communications #1167	5.00	(N)
Windstream Iowa Communications #1170,#1178	5.00	(N)

(P) Charges for Miscellaneous Service

- Additional copies of the customer's cyclic bill.

	<u>Monthly Rate</u>
(A) Magnetic Tape Cartridge - per cartridge	
Windstream Nebraska	\$30.45
Windstream Kentucky East - Lexington	30.45
Windstream Kentucky East - London	30.45
(B) Magnetic Tape Reel - per reel	
Windstream Nebraska	\$49.93
Windstream Kentucky East - Lexington	49.93
Windstream Kentucky East - London	49.93

(TR44)

ACCESS SERVICE

17. Rates and Charges (Cont'd)17.4 Other Services (Cont'd)17.4.4 Miscellaneous Services (Cont'd)(P) Charges for Miscellaneous Service (Cont'd)

- Additional copies of the customer's cyclic bill.

	Monthly Rate
(C) Microfiche - per page	
Windstream Nebraska	\$0.58
Windstream Kentucky East - Lexington	0.58
Windstream Kentucky East - London	0.58
(D) Paper - per 1,000 printed lines	
Windstream Nebraska	\$0.71
Windstream Kentucky East - Lexington	0.71
Windstream Kentucky East - London	0.71

(TR19)

Issued: December 19, 2008

Effective: January 3, 2009

4001 Rodney Parham Road
Little Rock, AR 72212

ACCESS SERVICE

17. Rates and Charges (Cont'd)17.4 Other Services (Cont'd)17.4.5 Special Federal Government Access Services(A) Voice Grade Special Access Service

<u>Voice Grade Secure Communications</u>	<u>Monthly Rates</u>	<u>Nonrecurring Charges</u>	<u>Termination Charges</u>
Type I, each T-3 Conditioning,	ICB rates and charges apply		
Additional Conditioning, per service termination	ICB rates and charges apply		
Type II, each G-1 Conditioning,	ICB rates and charges apply		
Type III, each G-2 Conditioning,	ICB rates and charges apply		
Additional Conditioning, per service termination	ICB rates and charges apply		
Type IV, each G-3 Conditioning,	ICB rates and charges apply		
Additional Conditioning, per service termination	ICB rates and charges apply		

(B) Wideband Digital Special Access Service

<u>Wideband Secure Communications</u>	<u>Monthly Rates</u>	<u>Nonrecurring Charges</u>	<u>Termination Charges</u>
Type I, each	ICB rates and charges apply		
Type II, each	ICB rates and charges apply		
Type III, each	ICB rates and charges apply		

(TR19)

ACCESS SERVICE

17. Rates and Charges (Cont'd)17.4 Other Services (Cont'd)17.4.6 Special Facilities Routing of Access Services(A) Diversity

For each service provided in accordance with 11.1.1 preceding, the rates and charges will be developed on an individual case basis.

Reserved for Future Use

(B) Avoidance

For each service provided in accordance with 11.1.2 preceding, the rates and charges will be developed on an individual case basis.

Reserved for Future Use

(C) Diversity and Avoidance Combined

For each service provided in accordance with 11.1.3 preceding, the rates and charges will be developed on an individual case basis.

Reserved for Future Use

(D) Cable-Only Facilities

For each service provided in accordance with 11.1.4 preceding, the rates and charges will be developed on an individual case basis.

Reserved for Future Use

(TR19)

ACCESS SERVICE

17. Rates and Charges (Cont'd)17.4 Other Services (Cont'd)17.4.7 Specialized Service or Arrangements

Specialized Service or Arrangements are provided in accordance with 12.1 preceding on an individual case basis as set forth following:

A) Fiber Optic Terminating Equipment for Westinghouse Corporation located in Windstream Carolina's Rural Hall exchange.

Monthly rate per DS1 riding fiber facility \$212.00
(Tariff Reference 12.2.1)

B) Non multiplexed DS3 rate from Sugar Land central office to following locations in Houston:

	<u>Houston Location</u>	<u>Month to Month</u>	<u>36 Month Contract</u>	<u>60 Month Contract</u>	<u>Nonrecurring</u>
Rate per DS3, no MUX	AT&T01 POP	\$3955.05	\$3291.20	\$3018.35	\$363.00
Rate per DS3, no MUX	AT&TFY POP	\$3553.85	\$3019.20	\$2763.35	\$363.00
Rate per DS3, no MUX	MCI POP	\$3553.85	\$3019.20	\$2763.35	\$363.00
Rate per DS3, no MUX	Sprint POP	\$4155.65	\$3427.20	\$3145.85	\$363.00

C) CyberPort TCP/IP Access for UUNET Communications

Billed Channel

<u>Jurisdiction</u>	
Valor Oklahoma #1165	42.00
Valor New Mexico #116	42.00
Valor New Mexico #116	42.00
Valor Texas #1163	42.00
Valor Texas #1181	42.00

(TR19)

Issued: December 19, 2008

Effective: January 3, 2009

4001 Rodney Parham Road
Little Rock, AR 72212

WINDSTREAM TELEPHONE SYSTEM

TARIFF F.C.C. NO. 6
2nd Revised Page 17-180
Cancels 1st Revised Page 17-180

ACCESS SERVICE

17. Rates and Charges (Cont'd)

WINDSTREAM TELEPHONE SYSTEM

TARIFF F.C.C. NO. 6
2nd Revised Page 17-181
Cancels 1st Revised Page 17-181

ACCESS SERVICE

17. Rates and Charges (Cont'd)

WINDSTREAM TELEPHONE SYSTEM

TARIFF F.C.C. NO. 6
2nd Revised Page 17-182
Cancels 1st Revised Page 17-182

ACCESS SERVICE

17. Rates and Charges (Cont'd)

(D)

(D)

(D)

(D)

(TR 93)

Issued: November 16, 2017

Effective: December 1, 2017

Vice President - Tariffs
4001 Rodney Parham Road
Little Rock, AR 72212

WINDSTREAM TELEPHONE SYSTEM

2nd Revised Page 17-183
Cancels 1st Revised Page 17-183

ACCESS SERVICE

17. Rates and Charges (Cont'd)

WINDSTREAM TELEPHONE SYSTEM

TARIFF F.C.C. NO. 6
2nd Revised Page 17-184
Cancels 1st Revised Page 17-184

ACCESS SERVICE

17. Rates and Charges (Cont'd)

(TR 93)

Issued: November 16, 2017

Effective: December 1, 2017

Vice President - Tariffs
4001 Rodney Parham Road
Little Rock, AR 72212

TARIFF F.C.C. NO. 6
1st Revised Page 17-184.1
Cancels Original Page 17-184.1

17. Rates and Charges (Cont'd)

TARIFF F.C.C. NO. 6
2nd Revised Page 17-185
Cancels 1st Revised Page 17-185

17. Rates and Charges (Cont'd)

(D) \vdots (D)

Effective: December 1, 2017

Vice President - Tariffs
4001 Rodney Parham Road
Little Rock, AR 72212

WINDSTREAM TELEPHONE SYSTEM

TARIFF F.C.C. NO. 6
2nd Revised Page 17-186
Cancels 1st Revised Page 17-186

ACCESS SERVICE

17. Rates and Charges (Cont'd)

WINDSTREAM TELEPHONE SYSTEM

TARIFF F.C.C. NO. 6
2nd Revised Page 17-187
Cancels 1st Revised Page 17-187

ACCESS SERVICE

17. Rates and Charges (Cont'd)

(D)

(D)

(D)

(D)

(TR 93)

Issued: November 16, 2017

Effective: December 1, 2017

Vice President - Tariffs
4001 Rodney Parham Road
Little Rock, AR 72212

TARIFF F.C.C. NO. 6
2nd Revised Page 17-188
Cancels 1st Revised Page 17-188

ACCESS SERVICE

17. Rates and Charges (Cont'd)

TARIFF F.C.C. NO. 6
2nd Revised Page 17-189
Cancels 1st Revised Page 17-189

ACCESS SERVICE

17. Rates and Charges (Cont'd)

ACCESS SERVICE

17. Rates and Charges (Cont'd)17.5 Expanded Interconnection Services (EIS)

Regulations concerning Expanded Interconnection Services are set forth in Section 8 preceding.

17.5.1 Cable Space and Cable Pull

	Monthly Charge Per 12 Fiber Cable	Nonrecurring Charge Per 12 Fiber Cable
	<u>Cable</u>	<u>Cable</u>
	<u>Space</u>	<u>Pull</u>
Valor Oklahoma #1165	14.69	1,036.00
Valor New Mexico #1164	ICB	ICB
Valor New Mexico #1193	ICB	ICB
Valor Texas #1163	22.52	1,058.00
Valor Texas #1181	22.52	1,058.00

17.5.2 DC Power

	Monthly Charge Per 40 Amps	Nonrecurring Charge Per 40 Amps
Valor Oklahoma #1165	452.07	4,092.00
Valor New Mexico #1164	ICB	ICB
Valor New Mexico #1193	ICB	ICB
Valor Texas #1163	471.88	3,268.00
Valor Texas #1181	471.88	3,268.00

17.5.3 Site Preparation Charge

	Nonrecurring Charge		
	Per 100 SQ Ft	Per 200 SQ Ft	Per 300 SQ Ft
Valor Oklahoma #1165	14,672.00	18,832.00	23,002.00
Valor New Mexico #1164	ICB	ICB	ICB
Valor New Mexico #1193	ICB	ICB	ICB
Valor Texas #1163	14,672.00	18,832.00	23,002.00
Valor Texas #1181	14,672.00	18,832.00	23,002.00

	Nonrecurring Charge	
	Per 400 SQ Ft	Per 500 SQ Ft
Valor Oklahoma #1165	27,172.00	31,332.00
Valor New Mexico #1164	ICB	ICB
Valor New Mexico #1193	ICB	ICB
Valor Texas #1163	27,172.00	31,332.00
Valor Texas #1181	27,172.00	31,332.00

(TR19)

ACCESS SERVICE

17. Rates and Charges (Cont'd)17.6 Virtual Expanded Interconnection Services (EIS)17.6.1 Equipment Rates and Charges

		Monthly Rate	
<u>Maintenance</u>			
- Per Base Module			
Valor Oklahoma #1165		195.51	
Valor New Mexico #1164		ICB	
Valor New Mexico #1193		ICB	
Valor Texas #1163		198.42	
Valor Texas #1181		493.22	
<u>Engineering/Installation Fee</u>			
- Per Base Module			
NRC Charge	OC190 Mbps	OC3	
Valor Oklahoma #1165	3,710.28	3,710.28	4,315.32
Valor New Mexico #1164	ICB	ICB	ICB
Valor New Mexico #1193	ICB	ICB	ICB
Valor Texas #1163	3,710.28	3,710.28	4,315.32
Valor Texas #1181	8,884.52	8,884.52	9,661.08
		OC12	OC24
Valor Oklahoma #1165		4,920.36	5,639.58
Valor New Mexico #1164		ICB	ICB
Valor New Mexico #1193		ICB	ICB
Valor Texas #1163		4,920.36	5,639.58
Valor Texas #1181		10,437.64	12,047.82
NRC Charge	OC48	NGDLC	
Valor Oklahoma #1165		6,358.80	6,358.80
Valor New Mexico #1164		ICB	ICB
Valor New Mexico #1193		ICB	ICB
Valor Texas #1163		6,358.80	6,358.80
Valor Texas #1181		13,658.00	13,658.00
- Per Card Installed			
NRC Charge	OC1/DS1	DS3 90 Mbps OC3	
Valor Oklahoma #1165		234.60	484.62
Valor New Mexico #1164		ICB	ICB
Valor New Mexico #1193		ICB	ICB
Valor Texas #1163		234.60	484.62
Valor Texas #1181		438.52	1,171.66

(TR19)

ACCESS SERVICE

17. Rates and Charges (Cont'd)17.6 Virtual Expanded Interconnection Services (EIS)17.6.1 Equipment Rates and Charges (Cont'd)Engineering/Installation Fee (Cont'd)

- Per DSO Blocks Installed

<u>Ranges:</u>	<u>Nonrecurring Charge</u>
144-224	
Valor Oklahoma #1165	4,425.60
Valor New Mexico #1164	ICB
Valor New Mexico #1193	ICB
Valor Texas #1163	3,304.60
Valor Texas #1181	ICB
225-448	
Valor Oklahoma #1165	6,195.84
Valor New Mexico #1164	ICB
Valor New Mexico #1193	ICB
Valor Texas #1163	4,626.44
Valor Texas #1181	ICB
449-784	
Valor Oklahoma #1165	8,408.64
Valor New Mexico #1164	ICB
Valor New Mexico #1193	ICB
Valor Texas #1163	6,278.74
Valor Texas #1181	ICB
785-1232	
Valor Oklahoma #1165	11,064.00
Valor New Mexico #1164	ICB
Valor New Mexico #1193	ICB
Valor Texas #1163	8,261.50
Valor Texas #1181	ICB
1233-1680	
Valor Oklahoma #1165	13,719.36
Valor New Mexico #1164	ICB
Valor New Mexico #1193	ICB
Valor Texas #1163	10,244.26
Valor Texas #1181	ICB

(TR19)

ACCESS SERVICE

17. Rates and Charges (Cont'd)17.6 Virtual Expanded Interconnection Services (EIS)17.6.1 Equipment Rates and Charges (Cont'd)Engineering/Installation Fee (Cont'd)

- Per DSO Blocks Installed

<u>Ranges:</u>	<u>Nonrecurring Charge</u>
1681-2128	
Valor Oklahoma #1165	16,374.72
Valor New Mexico #1164	ICB
Valor New Mexico #1193	ICB
Valor Texas #1163	12,227.02
Valor Texas #1181	ICB
2129-2576	
Valor Oklahoma #1165	19,030.08
Valor New Mexico #1164	ICB
Valor New Mexico #1193	ICB
Valor Texas #1163	14,209.78
Valor Texas #1181	ICB
2577-3024	
Valor Oklahoma #1165	21,685.44
Valor New Mexico #1164	ICB
Valor New Mexico #1193	ICB
Valor Texas #1163	16,192.54
Valor Texas #1181	ICB
DS1	
Valor Oklahoma #1165	234.60
Valor New Mexico #1164	ICB
Valor New Mexico #1193	ICB
Valor Texas #1163	234.60
Valor Texas #1181	ICB
DS3	
Valor Oklahoma #1165	484.62
Valor New Mexico #1164	ICB
Valor New Mexico #1193	ICB
Valor Texas #1163	484.62
Valor Texas #1181	ICB

(TR19)

ACCESS SERVICE

17. Rates and Charges (Cont'd)17.7 Physical Expanded Interconnection Services (EIS)17.7.1 Engineering Fee

<u>Physical EIS</u>	
<u>Engineering Fee</u>	<u>Nonrecurring Charge</u>
Valor Oklahoma #1165	4,731.00
Valor New Mexico #1164	ICB
Valor New Mexico #1193	ICB
Valor Texas #1163	5,257.00
Valor Texas #1181	5,257.00

17.7.2 Overhead SuperstructureNonrecurring Charge

Valor Oklahoma #1165	2,520.00
Valor New Mexico #1164	ICB
Valor New Mexico #1193	ICB
Valor Texas #1163	2,820.00
Valor Texas #1181	2,820.00

17.7.3 Cage Enclosure

Valor Oklahoma #1165	4,523.00
Valor New Mexico #1164	ICB
Valor New Mexico #1193	ICB
Valor Texas #1163	4,204.00
Valor Texas #1181	4,204.00

17.7.4 Partition Space EnclosureMonthly Charge

<u>Partition Space</u>	
<u>Per Square Foot</u>	
Valor Oklahoma #1165	1.51
Valor New Mexico #1164	ICB
Valor New Mexico #1193	ICB
Valor Texas #1163	3.57
Valor Texas #1181	2.90

(TR19)

ACCESS SERVICE

17. Rates and Charges (Cont'd)17.7 Physical Expanded Interconnection Services (EIS)17.7.5 BITS Timing Charge

	Monthly Rate Per Port	Nonrecurring Charge Per Port
Valor Oklahoma #1165	11.00	290.00
Valor New Mexico #1164	ICB	ICB
Valor New Mexico #1193	ICB	ICB
Valor Texas #1163	11.50	355.00
Valor Texas #1181	11.50	355.00

17.7.6 Cable Material

	Per Cable Run	
Cable Connectorized 100 Pair	DS0	DS1
Valor Oklahoma #1165	331.00	307.00
Valor New Mexico #1164	ICB	ICB
Valor New Mexico #1193	ICB	ICB
Valor Texas #1163	331.00	307.00
Valor Texas #1181	331.00	307.00

17.7.7 Minor Augment Fee

	<u>NRC Charge</u>
Valor Oklahoma #1165	200.00
Valor New Mexico #1164	ICB
Valor New Mexico #1193	ICB
Valor Texas #1163	200.00
Valor Texas #1181	200.00

17.7.8 Access Card Charge
Nonrecurring

Valor Oklahoma #1165	22.00
Valor New Mexico #1164	ICB
Valor New Mexico #1193	ICB
Valor Texas #1163	20.00
Valor Texas #1181	20.00

(TR19)

ACCESS SERVICE

(D)

(D)

(TR48)

Issued: June 16, 2011

4001 Rodney Parham Road
Little Rock, Arkansas 72212

Effective: July 1, 2011

ACCESS SERVICE

18. RATE ZONE WIRE CENTERS18.1 General

This section contains a list of each Telephone Company wire center that has been assigned to a rate zone. Rate zones are applicable to the services specified in Sections 6 and 7. This table lists, by jurisdiction, wire centers assigned to Rate Zones 1, 2, and 3.

State Zone CLLI Wire Centers

OK	1	BRAROKXB	BROKEN ARROW WEST
	2	BRAROKXA	BROKEN ARROW MAIN
	2	BRAROKXC	BROKEN ARROW SOUTH
	2	PRCLOKXA	PURCELL
	3	ASHROKXA	ASHER
	3	AVNTOKXC	AVANT
	3	BRAROKXD	BROKEN ARROW NORTH
	3	BRAROKXE	BROKEN ARROW EAST
	3	BRNSOKXA	BARNSDALL
	3	BYTNOKXB	BOYNTON
	3	CHTHOKXD	CHECOTAH
	3	COWTOKXB	COWETA
	3	FRFXOKXA	FAIRFAX
	3	HMINYOKXB	HOMINY
	3	HSKLOKXA	HASKELL
	3	KWCYOKXA	KAW CITY
	3	LNSDOKXA	LINDSAY
	3	MEKROKXA	MEEKER
	3	MRRSOKXC	MORRIS
	3	MYVLOKXA	MAYSVILLE
	3	PADNOKXA	PADEN
	3	PRAGOKXA	PRAGUE
	3	PTEROKXC	PORTER
	3	RAMNOKXA	RAMONA
	3	SNGHOKXA	SNUG HARBOR
	3	STLSOKXA	ST. LOUIS
	3	STRDOKXA	STROUD
	3	TCMSOKXB	TECUMSEH
	3	WASHOKXA	WASHINGTON
	3	WAYNOKXA	WAYNE
	3	WGNROKXD	WAGONER

(TR19)

ACCESS SERVICE

18. RATE ZONE WIRE CENTERS (Cont'd)18.1 General (Cont'd)

<u>State</u>	<u>Zone</u>	<u>CLLI</u>	<u>Wire Centers</u>
TX	1	TXRKTXXA	TEXARKANA MAIN*
	2	LVLDTXXA	LEVELLAND*
	2	TXRKTXXB	TEXARKANA WEST*
	3	ABRNTXXA	ABERNATHY
	3	AMHRTXXA	AMHERST*
	3	ANNNTXXA	ANNONA*
	3	ANTNTXXA	ANTON*
	3	ASPRTXXA	ASPERMONT*
	3	AVNGTXXA	AVINGER*
	3	BKVLTXXA	BECKVILLE*
	3	BLGVTXXA	BLOOMING GROVE*
	3	BLWLTXXA	BLACKWELL*
	3	BNJMTXXA	BENJAMIN*
	3	BOKRTXXA	BOOKER
	3	BOVNTXXA	BOVINA*
	3	BWFDTXXA	BROWNFIELD*
	3	BYNMTXXA	BYNUM*
	3	CLADTXXB	CLAUDE*
	3	CLDNTXXA	CLARENDON*
	3	CLVLTXXA	CLARKSVILLE*
	3	CSTNTXXA	CROSBYTON*
	3	DDSNTXXA	DODSON*
	3	DGVLTXXA	DOUGLASSVILLE*
	3	DKLBTXXA	DEKALB*
	3	DLHRTXXA	DALHART*
	3	DNCYTXXA	DENVER CITY*
	3	DNFDTXXA	DAINGERFIELD*
	3	DRZTTXXB	DARROUZETT*
	3	DWSNTXXA	DAWSON*
	3	ESTLTXXA	ESTELLINE
	3	FLLTXXA	FOLLETT*
	3	FRINTXXA	FRIONA*
	3	FRSATXXA	FORSAN*
	3	FRSTTXXA	FROST*
	3	GROMTXXA	GROOM*
	3	GVINTXXA	GROVETON*
	3	HBRTXXA	HUBBARD*
	3	HDLYTXXA	HEDLEY*
	3	HGNSTXXA	HIGGINS*
	3	HGSPTXXA	HUGHES SPRINGS*
	3	HLDTXXA	HOLLIDAY*
	3	HPPYTXXA	HAPPY
	3	HRWDTXXA	HURLWOOD*
	3	HSKLTXXA	HASKELL*
	3	IDALTXXA	IDALOU*

(TR19)

ACCESS SERVICE

18. RATE ZONE WIRE CENTERS (Cont'd)18.1 General (Cont'd)

<u>State</u>	<u>Zone</u>	<u>CLLI</u>	<u>Wire Centers</u>
TX	3	KNCYTXXA	KNOX CITY*
	3	LAMSTXXA	LAMESA*
	3	LKVWTXXA	LAKEVIEW*
	3	LNDNTXXA	LINDEN*
	3	LNSTTXXA	LONE STAR*
	3	LRNZTXXA	LORENZO
	3	LTFDTXXA	LITTLEFIELD*
	3	MALNTXXA	MALONE*
	3	MBTETXXA	MOBEETIE*
	3	MEDWTXXA	MEADOW*
	3	MGRGTXXA	MEGARGEL*
	3	MIAMTXXA	MIAMI*
	3	MMPHTXXA	MEMPHIS*
	3	MNDYTXXA	MUNDAY*
	3	MRTNTXXA	MORTON*
	3	MRTTTXXA	MARIETTA*
	3	MTCLTXXA	MOUNT CALM*
	3	NBTNTXXB	NEW BOSTON*
	3	NPLSTXXA	NAPLES*
	3	PNHDTXXA	PANHANDLE*
	3	POSTTXXA	POST*
	3	PTBGTXA	PETERSBURG*
	3	PYTNTXXA	PERRYTON*
	3	RALSTXXA	RALLS*
	3	ROCHTXXA	ROCHESTER*
	3	RPVLTXXA	ROPESVILLE*
	3	RULETXXA	RULE*
	3	SGRVTXXA	SEAGRAVES*
	3	SHLWTXXA	SHALLOWATER*
	3	SMYRTXXA	SMYER*
	3	SNDWTXXA	SUNDOWN*
	3	SPDETXXA	SPADE*
	3	SPMNTXXA	SPEARMAN
	3	SRFRTXXA	STRATFORD*
	3	SYMRTXXA	SEYMOUR*
	3	THKATXXA	TAHOKA*
	3	THRKTXXA	THROCKMORTON*
	3	TRNYTXXA	TRINITY*
	3	WGTNTXXA	WELLINGTON*
	3	WHDRTXXA	WHITE DEER*
	3	WHFCTXXA	WHITEFACE*
	3	WHLRTXXA	WHEELER*
	3	WLFTTXXA	WOLFFORTH*
	3	WLSNTXXA	WILSON*
	3	WNRTTXXA	WEINERT*
	3	WTRLTXXA	WHITHARRAL*

(TR19)

19. Metropolitan Statistical Area Access Services

A. Regulations, rates and terms and conditions that apply to telecommunications services provided by the Company in the Metropolitan Statistical Areas (MSAs) in which the Company has received Phase II pricing flexibility pursuant to Subpart H of Part 69 of the Commission's Rules can be found in the Windstream ILEC Interstate Business Data Services Guidebook.

(D)

ACCESS SERVICE

19.2 Metropolitan Statistical Areas

(T)

Listed below are the MSAs and associated Exchanges that have been granted relief by the F.C.C.

1. Full Service Relief MSAs are listed below:

State	MSA	Exchange
Texas	Houston	Sugar Land
Texas	Houston	Sweeny

2. Limited Service Relief MSAs are listed below:

State	MSA	Exchange
Kentucky	Lexington	Lexington East
Kentucky	Lexington	Lexington Elkhorn
Kentucky	Lexington	Lexington Lakeside
Kentucky	Lexington	Lexington Main
Kentucky	Lexington	Lexington North
Kentucky	Lexington	Lexington South
Kentucky	Lexington	Lexington Southeast
Kentucky	Lexington	Lexington UNV KY
Kentucky	Lexington	Midway
Kentucky	Lexington	Nicholasville
Kentucky	Lexington	Versailles
Kentucky	Lexington	Wilmore
Kentucky	Lexington	Berea

(D)

(D)

ACCESS SERVICE

Reserved for Future Use

(D)

(D)

(TR 93)

Issued: November 16, 2017

4001 Rodney Parham Road
Little Rock, AR 72212

Effective: December 1, 2017

ACCESS SERVICE

Reserved for Future Use

(D)

(D)

(TR 93)

ACCESS SERVICE

Reserved for Future Use

(D)

(D)

(TR 93)

ACCESS SERVICE

Reserved for Future Use

(D)

(D)

(TR 93)

ACCESS SERVICE

Reserved for Future Use

(D)

(D)

(TR 93)

ACCESS SERVICE

Reserved for Future Use

(D)

(D)

(TR 93)

ACCESS SERVICE

Reserved for Future Use

(D)

(D)

(TR 93)

ACCESS SERVICE

Reserved for Future Use

(D)

(D)

(TR 93)

ACCESS SERVICE

Reserved for Future Use

(D)

(D)

(TR 93)

ACCESS SERVICE

Reserved for Future Use

(D)

(D)

(TR 93)

ACCESS SERVICE

Reserved for Future Use

(D)

(D)

(TR 93)

ACCESS SERVICE

Reserved for Future Use

(D)

(D)

(TR 93)

ACCESS SERVICE

Reserved for Future Use

(D)

(D)

(TR 93)

ACCESS SERVICE

Reserved for Future Use

(D)

(D)

(TR 93)

ACCESS SERVICE

Reserved for Future Use

(D)

(D)

(TR 93)

ACCESS SERVICE

Reserved for Future Use

(D)

(D)

(TR 93)

Issued: November 16, 2017

4001 Rodney Parham Road
Little Rock, AR 72212

Effective: December 1, 2017

ACCESS SERVICE

Reserved for Future Use

(D)

(D)

(TR 93)

ACCESS SERVICE

Reserved for Future Use

(D)

(D)

(TR 93)

ACCESS SERVICE

Reserved for Future Use

(D)

(D)

(TR 93)

ACCESS SERVICE

Reserved for Future Use

(D)

(D)

(TR 93)

ACCESS SERVICE

Reserved for Future Use

(D)

(D)

(TR 93)

ACCESS SERVICE

Reserved for Future Use

(D)

(D)

(TR 93)

ACCESS SERVICE

Reserved for Future Use

(D)

(D)

(TR 93)

ACCESS SERVICE

Reserved for Future Use

(D)

(D)

(TR 93)

ACCESS SERVICE

Reserved for Future Use

(D)

(D)

(TR 93)

ACCESS SERVICE

Reserved for Future Use

(D)

(D)

(TR 93)

ACCESS SERVICE

Reserved for Future Use

(D)

(D)

(TR 93)

ACCESS SERVICE

Reserved for Future Use

(D)

(D)

(TR 93)

Issued: November 16, 2017

4001 Rodney Parham Road
Little Rock, AR 72212

Effective: December 1, 2017

ACCESS SERVICE

Reserved for Future Use

(D)

(D)

(TR 93)

ACCESS SERVICE

Reserved for Future Use

(D)

(D)

(TR 93)

ACCESS SERVICE

Reserved for Future Use

(D)

(D)

(TR 93)

ACCESS SERVICE

Reserved for Future Use

(D)

(D)

(TR 93)

ACCESS SERVICE

Reserved for Future Use

(D)

ACCESS SERVICE

Reserved for Future Use

(D)

(D)

(D)

ACCESS SERVICE

20. Pricing Flexibility Contract Offerings20.1 Contract No. 10-001

Description: DS1 Flat Rated Service

Contract Availability: Effective from April 19, 2010 through May 19, 2010

Contract Effective Date: April 19, 2009

Contract Expiration Date: 5 Years

Available MSAs: Lexington, Kentucky

This contract offering provides for flat rated, non-mileage sensitive billing for DS1 special access circuits ("New Flat Rate") from a qualified cell site to a Central Office of the customer's choice with-in the Lexington, Kentucky MSA. The New Flat Rate shall apply in lieu of the Channel Termination, Channel Mileage Termination and Channel Mileage Facility rate elements normally billed for a special access circuit. In order for a DS1 special access circuit to be eligible to be billed using the New Flat Rate a DS1 must involve the use of the Telephone Company's facilities between one of the qualified cell sites listed below and one of the following Central Office locations: BEREKYXA, LXTNKYXA, LXTNKYXB, LXTNKYXC, LXTNKYXD, LXTNKYXE, LXTNKYXF, LXTNKYXG, LXTNKYUK, MDWYKYXA, NCVLKYXA, VRSLKYXA and WLMRKYXA.

Qualified Cell Sites

<u>Street Address</u>	<u>City</u>	<u>State</u>
2601 Palumbo Drive	Lexington	KY
763 East New Circle Road	Lexington	KY
1100 Armstrong Mill Road	Lexington	KY
2800 Tates Creek	Lexington	KY
917 Newtown Pike	Lexington	KY
245 Gold Rush Road	Lexington	KY
361 Duke Road	Lexington	KY
1278 Hoover Pike	Nicholasville	KY
706 Downs Avenue	Lexington	KY
2231 Old Higbee Mill Road	Lexington	KY
778 Winchester Road	Lexington	KY
2600 Gribbin Drive	Lexington	KY
771 Corporate Drive	Lexington	KY

In order for the customer to qualify to receive billing at the New Flat Rate for customer's Eligible DS1 circuits, customer must meet the following conditions on the effective date of this contract offering:

- customer must agree to a five year term.

(TR35)

Issued: April 16, 2010

Effective: April 17, 2010

4001 Rodney Parham Road
Little Rock, Arkansas 72212

ACCESS SERVICE

20. Pricing Flexibility Contract Offerings20.1 Contract No. 10-001 (Cont'd)

Upon the effective date of this contract offering and with customer's full compliance with all the conditions of this offer, the Telephone Company will begin to bill customer using the New Flat Rate of \$225.00 per eligible DS1 circuit. The Telephone Company will begin billing the New Flat Rate with the first bill issued following the effective date of this contract offering. The New Flat Rate as set forth in this contract offer applies solely to eligible DS1 circuits as described in this contract offering and for no other rate elements or services.

Effective Date and Termination

This contract offer will expire five years from the effective date of this tariff. At the end of the term of this contract offer billing for channel termination, channel mileage termination and channel mileage facility for the eligible DS1 circuits will revert to the then effective tariff rates as set forth in other sections of this tariff. Any early termination of this contract prior to the 5 year commitment must be done in writing with a minimum of thirty (30) days notice and will result in early termination penalties as described in Section 7.2.8(A) (1) (c) of this tariff.

Terms and Conditions

Customer may not assign or transfer (whether by operation of law or otherwise) this contract offer (or any rights or obligations hereunder) to a third party without the prior written consent of the Telephone Company, which written consent shall not be unreasonably withheld, provided that customer may assign this contract offer (and any rights or obligations hereunder) to a corporate Affiliate or an entity under its common control or an entity acquiring all or substantially all of its assets or equity by providing prior written notice to the Telephone Company of such assignment or transfer.

Billed amounts must be paid in full and on time. Any late payments or disputed amounts shall be subject to Section 2.4.1 of this tariff.

(TR35)

ACCESS SERVICE

20. Pricing Flexibility Contract Offerings20. Pricing Flexibility Contract Offerings20.1 Contract No. 10-002

Description: DS1 Flat Rated Service

Contract

Availability: Effective from August 11, 2010 through September 11, 2010

Contract

Effective Date: August 11, 2010

Contract

Expiration Date: 5 Years

Available MSAs: Lexington, Kentucky

This contract offering provides for flat rated, non-mileage sensitive billing for DS1 special access circuits ("New Flat Rate") from a qualified cell site to a Central Office of the customer's choice with-in the Lexington, Kentucky MSA. The New Flat Rate shall apply in lieu of the Channel Termination, Channel Mileage Termination and Channel Mileage Facility rate elements normally billed for a special access circuit. In order for a DS1 special access circuit to be eligible to be billed using the New Flat Rate a DS1 must involve the use of the Telephone Company's facilities between one of the qualified cell sites listed below and one of the following Central Office locations: BEREKYXA, LXTNKYXA, LXTNKYXB, LXTNKYXC, LXTNKYXD, LXTNKYXE, LXTNKYXF, LXTNKYXG, LXTNKYUK, MDWYKYXA, NCVLKYXA, VRSLKYXA and WLMRKYXA.

Qualified Cell Sites

<u>Street Address</u>	<u>City</u>	<u>State</u>
2601 Palumbo Drive	Lexington	KY
763 East New Circle Road	Lexington	KY
1100 Armstrong Mill Road	Lexington	KY
2800 Tates Creek	Lexington	KY
917 Newtown Pike	Lexington	KY
245 Gold Rush Road	Lexington	KY
361 Duke Road	Lexington	KY
1278 Hoover Pike	Nicholasville	KY
706 Downs Avenue	Lexington	KY
2231 Old Higbee Mill Road	Lexington	KY
778 Winchester Road	Lexington	KY
2600 Gribbin Drive	Lexington	KY
771 Corporate Drive	Lexington	KY
101 Alexandria Drive	Lexington	KY
1163 Lexington Road	Midway	KY
133 Buchannan Street	Lexington	KY
1332 Walnut Meadow Road	Berea	KY
1430 Village Drive	Lexington	KY
1440 Hume Road	Lexington	KY
145 Combs Lane	Wilmore	KY
1556 Old Frankfort Road	Lexington	KY
180 Harp Innis Road	Lexington	KY
1960 Haggard Lane	Lexington	KY

(TR40)

Issued: July 27, 2010

Effective: August 11, 2010

4001 Rodney Parham Road
Little Rock, Arkansas 72212

ACCESS SERVICE

20. Pricing Flexibility Contract Offerings20.1 Contract No. 10-002 (Cont'd)Qualified Cell Sites (Cont'd)

203 East Main Street	Lexington	KY
2196 Scotts Ferry Road	Versailles	KY
2265 Harrodsburg Road	Lexington	KY
2775 Georgetown Road	Lexington	KY
280 Crossfield Drive	Versailles	KY
329 Waller Avenue	Lexington	KY
3310 Tate Creek Road	Lexington	KY
3461 Buckhorn Drive	Lexington	KY
370 Waveland Museum Lane	Lexington	KY
3730 North Cleveland Road	Lexington	KY
4135 Todds Road	Lexington	KY
4201 Versailles Road	Lexington	KY
4809 Leestown Road	Lexington	KY
507 Fentress lane	Berea	KY
517 North Main	Nicholasville	KY
6161 Ash Grove Road	Nicholasville	KY
650 Southpoint Drive	Lexington	KY
6769 Frankfort Road	Versailles	KY
720 Lancaster Avenue	Lexington	KY
832 Georgetown Road	Midway	KY
Catnip Hill Road	Nicholasville	KY

In order for the customer to qualify to receive billing at the New Flat Rate for customer's Eligible DS1 circuits, customer must meet the following conditions on the effective date of this contract offering:

- customer must agree to a five year term.

Upon the effective date of this contract offering and with customer's full compliance with all the conditions of this offer, the Telephone Company will begin to bill customer using the New Flat Rate of \$225.00 per eligible DS1 circuit. The Telephone Company will begin billing the New Flat Rate with the first bill issued following the effective date of this contract offering. The New Flat Rate as set forth in this contract offer applies solely to eligible DS1 circuits as described in this contract offering and for no other rate elements or services.

Effective Date and Termination

This contract offer will expire five years from the effective date of this tariff. At the end of the term of this contract offer billing for channel termination, channel mileage termination and channel mileage facility for the eligible DS1 circuits will revert to the then effective tariff rates as set forth in other sections of this tariff. Any early termination of this contract prior to the 5 year commitment must be done in writing with a minimum of thirty (30) days notice and will result in early termination penalties as described in Section 7.2.8(A) (1) (c) of this tariff.

(TR40)

Issued: July 27, 2010

Effective: August 11, 2010

4001 Rodney Parham Road
Little Rock, Arkansas 72212

ACCESS SERVICE

20. Pricing Flexibility Contract Offerings20.1 Contract No. 10-002 (Cont'd)Terms and Conditions

Customer may not assign or transfer (whether by operation of law or otherwise) this contract offer (or any rights or obligations hereunder) to a third party without the prior written consent of the Telephone Company, which written consent shall not be unreasonably withheld, provided that customer may assign this contract offer (and any rights or obligations hereunder) to a corporate Affiliate or an entity under its common control or an entity acquiring all or substantially all of its assets or equity by providing prior written notice to the Telephone Company of such assignment or transfer.

Billed amounts must be paid in full and on time. Any late payments or disputed amounts shall be subject to Section 2.4.1 of this tariff.

(TR40)

ACCESS SERVICE

20. Pricing Flexibility Contract Offerings20.1 Contract No. 11-001

Description: Discounted Special Access DS1 and DS3 Service

Contract

Availability: March 23, 2011 to June 23, 2011

Available Terms: 5 Years

Available MSAs: Lexington and Ashland, Kentucky

This contract tariff covers special access DS1 and DS3 circuits in the Lexington and Ashland, Kentucky MSAs. In order to qualify the customer must select a 5 year term and maintain a minimum monthly revenue commitment. The minimum monthly revenue commitment is based on 85% of the average recurring billed revenue after the 20% discounts are applied for all DS1 and DS3 circuits within the available MSAs for the three full months prior to the start of the contract. In the event the customer does not maintain the minimum monthly revenue commitment the customer has the option to make a shortfall payment to reach the minimum monthly revenue commitment and retain the 20% discount or terminate the contract and pay early cancellation penalty charges as described below. Any shortfall charges will be due within 30 days of the date the customer is notified in writing of the shortfall charge. If no shortfall payment has been made within 30 days the contract will be terminated and early cancellation penalty charges as described below will apply.

If the customer maintains the established minimum monthly revenue commitment a discount of 20% will be applied to each billed month-to-month DS1 and DS3 circuit on a monthly basis. This contract is not available with any other discount plans within the available MSAs. In addition, all circuits included under this contract will be excluded from eligibility under any other discount plan provided under this tariff. At the start of the contract all of the customer's special access DS1 and DS3 circuits will be placed under the term commitment as selected by the customer. Any circuits previously on another discount plan will be transferred to current month to month pricing under Section 17 of this tariff, no penalty will apply to transferred circuits, at which time the 20% discount of this contract will apply.

Subscription Requirements

Customer's request for subscription must be in writing, and must include all of the following:

- Requested Start Date of the contract
- A list of all customer Access Carrier Name Abbreviations (ACNAs) participating in the plan

Once the contract is established, any new circuits ordered and to be placed under the contract by the customer must populate the code "FLX20" to the Variable Term Agreement (VTA) field on the Access Service Request (ASR) Form.

(TR46)

ACCESS SERVICE

20. Pricing Flexibility Contract Offerings20.1 Contract No. 11-001 (Cont'd)Addition of an ACNA(s)

In the event the customer creates or acquires a new ACNA(s), the customer shall provide written notification to the Telephone Company no later than 30 days prior to the acquisition of the ACNA(s). Such notification shall include a list of the affected ACNA(s) and the date that the customer created or acquired the new ACNA(s). Starting with the next billing cycle, the Telephone Company shall modify the existing contract by adding the created or acquired ACNA(s).

When new ACNA(s) are added, the minimum monthly revenue commitment will be recalculated based on the current recurring billed revenue of the new ACNA(s).

Removal of an ACNA(s)

When an ACNA(s) is no longer owned by the customer, the customer shall provide written notification to the Telephone Company no later than 30 days prior to the transfer of ownership. Such notification shall include a list of the affected ACNA(s) and the date that the customer no longer owned the ACNA(s). At the time of the ACNA transfer, the Telephone Company shall modify the existing contract by removing the affected ACNA(s).

When ACNA(s) are removed, the minimum monthly revenue commitment will be recalculated by removing the portion of recurring billed revenue that was included for the associated ACNA(s) from the original minimum monthly revenue commitment.

Early Cancellation Penalty

An early cancellation penalty will apply when the customer terminates the contract for any reason other than an upgrade to a higher term contract prior to the expiration date of the current term. Any early termination of this contract prior to the end of the term must be done in writing thirty (30) days prior to termination.

The Customer will be liable for repayment of a portion of the discounts received based on the year in which cancellation occurs as described below:

- 1) 5 Year Term Commitment
 - a. 1st Year of Service - 100% repayment of the total discounts received from the start of the Term Commitment.
 - b. 2nd Year of Service - 75% repayment of the total discounts received from the start of the Term Commitment.
 - c. 3rd Year of Service - 50% repayment of the total discounts received from the start of the Term Commitment.
 - d. 4th Year of Service - 33% repayment of the total discounts received from the start of the Term Commitment.
 - e. 5th Year of Service - 25% repayment of the total discounts received from the start of the Term Commitment.

(TR46)

ACCESS SERVICE

20. Pricing Flexibility Contract Offerings20.1 Contract No. 11-001 (Cont'd)End of Commitment

At the end of the 5 year term commitment, billing for the eligible DS1 and DS3 circuits will revert to the then effective month-to-month tariff rates as set forth in other Section 17 of this tariff.

Intervening Law

In the event that any effective legislative, regulatory, judicial or other legal action materially changes any rule law or judicial or administrative decision that was the basis of the requirement, obligation or right of this contract, or materially impairs the ability of the Telephone Company or customer to perform any material terms of this contract, the customer or the Telephone Company may, on thirty (30) days' written notice terminate the contract without penalty.

Terms and Conditions

Customer may not assign or transfer (whether by operation of law or otherwise) this contract offer (or any rights or obligations hereunder) to a third party without the prior written consent of the Telephone Company, which written consent shall not be unreasonably withheld, provided that customer may assign this contract offer (and any rights or obligations hereunder) to a corporate Affiliate or an entity under its common control or an entity acquiring all or substantially all of its assets or equity by providing prior written notice to the Telephone Company of such assignment or transfer.

Billed amounts must be paid in full and on time. Any late payments or disputed amounts shall be subject to Section 2.4.1 of this tariff.

(TR46)

ACCESS SERVICE

20. Pricing Flexibility Contract Offerings20.1 Contract No. 10-001

Description: DS1 Flat Rated Service

Contract
Availability: Effective from April 19, 2010 through May 19, 2010

Contract
Effective Date: April 19, 2009

Contract
Expiration Date: 5 Years

Available MSAs: Lexington, Kentucky

This contract offering provides for flat rated, non-mileage sensitive billing for DS1 special access circuits ("New Flat Rate") from a qualified cell site to a Central Office of the customer's choice with-in the Lexington, Kentucky MSA. The New Flat Rate shall apply in lieu of the Channel Termination, Channel Mileage Termination and Channel Mileage Facility rate elements normally billed for a special access circuit. In order for a DS1 special access circuit to be eligible to be billed using the New Flat Rate a DS1 must involve the use of the Telephone Company's facilities between one of the qualified cell sites listed below and one of the following Central Office locations: BEREKYXA, LXTNKYXA, LXTNKYXB, LXTNKYXC, LXTNKYXD, LXTNKYXE, LXTNKYXF, LXTNKYXG, LXTNKYUK, MDWYKYXA, NCVLKYXA, VRSLKYXA and WLMRKYXA.

Qualified Cell Sites

<u>Street Address</u>	<u>City</u>	<u>State</u>
2601 Palumbo Drive	Lexington	KY
763 East New Circle Road	Lexington	KY
1100 Armstrong Mill Road	Lexington	KY
2800 Bates Creek	Lexington	KY
917 Newtown Pike	Lexington	KY
245 Gold Rush Road	Lexington	KY
361 Duke Road	Lexington	KY
1278 Hoover Pike	Nicholasville	KY
706 Downs Avenue	Lexington	KY
2231 Old Higbee Mill Road	Lexington	KY
778 Winchester Road	Lexington	KY
2600 Gribbin Drive	Lexington	KY
771 Corporate Drive	Lexington	KY

In order for the customer to qualify to receive billing at the New Flat Rate for customer's Eligible DS1 circuits, customer must meet the following conditions on the effective date of this contract offering:

- customer must agree to a five year term.

(TR35)

Issued: April 16, 2010

Effective: April 17, 2010

4001 Rodney Parham Road
Little Rock, Arkansas 72212

ACCESS SERVICE

20. Pricing Flexibility Contract Offerings20.1 Contract No. 10-001 (Cont'd)

Upon the effective date of this contract offering and with customer's full compliance with all the conditions of this offer, the Telephone Company will begin to bill customer using the New Flat Rate of \$225.00 per eligible DS1 circuit. The Telephone Company will begin billing the New Flat Rate with the first bill issued following the effective date of this contract offering. The New Flat Rate as set forth in this contract offer applies solely to eligible DS1 circuits as described in this contract offering and for no other rate elements or services.

Effective Date and Termination

This contract offer will expire five years from the effective date of this tariff. At the end of the term of this contract offer billing for channel termination, channel mileage termination and channel mileage facility for the eligible DS1 circuits will revert to the then effective tariff rates as set forth in other sections of this tariff. Any early termination of this contract prior to the 5 year commitment must be done in writing with a minimum of thirty (30) days notice and will result in early termination penalties as described in Section 7.2.8(A) (1) (c) of this tariff.

Terms and Conditions

Customer may not assign or transfer (whether by operation of law or otherwise) this contract offer (or any rights or obligations hereunder) to a third party without the prior written consent of the Telephone Company, which written consent shall not be unreasonably withheld, provided that customer may assign this contract offer (and any rights or obligations hereunder) to a corporate Affiliate or an entity under its common control or an entity acquiring all or substantially all of its assets or equity by providing prior written notice to the Telephone Company of such assignment or transfer.

Billed amounts must be paid in full and on time. Any late payments or disputed amounts shall be subject to Section 2.4.1 of this tariff.

(TR35)

ACCESS SERVICE

20. Pricing Flexibility Contract Offerings20. Pricing Flexibility Contract Offerings20.1 Contract No. 10-002

Description: DS1 Flat Rated Service

Contract

Availability: Effective from August 11, 2010 through September 11, 2010

Contract

Effective Date: August 11, 2010

Contract

Expiration Date: 5 Years

Available MSAs: Lexington, Kentucky

This contract offering provides for flat rated, non-mileage sensitive billing for DS1 special access circuits ("New Flat Rate") from a qualified cell site to a Central Office of the customer's choice with-in the Lexington, Kentucky MSA. The New Flat Rate shall apply in lieu of the Channel Termination, Channel Mileage Termination and Channel Mileage Facility rate elements normally billed for a special access circuit. In order for a DS1 special access circuit to be eligible to be billed using the New Flat Rate a DS1 must involve the use of the Telephone Company's facilities between one of the qualified cell sites listed below and one of the following Central Office locations: BEREKYXA, LXTNKYXA, LXTNKYXB, LXTNKYXC, LXTNKYXD, LXTNKYXE, LXTNKYXF, LXTNKYXG, LXTNKYUK, MDWYKYXA, NCVLKYXA, VRSLKYXA and WLMRKYXA.

Qualified Cell Sites

<u>Street Address</u>	<u>City</u>	<u>State</u>
2601 Palumbo Drive	Lexington	KY
763 East New Circle Road	Lexington	KY
1100 Armstrong Mill Road	Lexington	KY
2800 Tates Creek	Lexington	KY
917 Newtown Pike	Lexington	KY
245 Gold Rush Road	Lexington	KY
361 Duke Road	Lexington	KY
1278 Hoover Pike	Nicholasville	KY
706 Downs Avenue	Lexington	KY
2231 Old Higbee Mill Road	Lexington	KY
778 Winchester Road	Lexington	KY
2600 Gribbin Drive	Lexington	KY
771 Corporate Drive	Lexington	KY
101 Alexandria Drive	Lexington	KY
1163 Lexington Road	Midway	KY
133 Buchannan Street	Lexington	KY
1332 Walnut Meadow Road	Berea	KY
1430 Village Drive	Lexington	KY
1440 Hume Road	Lexington	KY
145 Combs Lane	Wilmore	KY
1556 Old Frankfort Road	Lexington	KY
180 Harp Innis Road	Lexington	KY
1960 Haggard Lane	Lexington	KY

(TR40)

Issued: July 27, 2010

Effective: August 11, 2010

4001 Rodney Parham Road
Little Rock, Arkansas 72212

ACCESS SERVICE

20. Pricing Flexibility Contract Offerings20.1 Contract No. 10-002 (Cont'd)Qualified Cell Sites (Cont'd)

203 East Main Street	Lexington	KY
2196 Scotts Ferry Road	Versailles	KY
2265 Harrodsburg Road	Lexington	KY
2775 Georgetown Road	Lexington	KY
280 Crossfield Drive	Versailles	KY
329 Waller Avenue	Lexington	KY
3310 Tate Creek Road	Lexington	KY
3461 Buckhorn Drive	Lexington	KY
370 Waveland Museum Lane	Lexington	KY
3730 North Cleveland Road	Lexington	KY
4135 Todds Road	Lexington	KY
4201 Versailles Road	Lexington	KY
4809 Leestown Road	Lexington	KY
507 Fentress lane	Berea	KY
517 North Main	Nicholasville	KY
6161 Ash Grove Road	Nicholasville	KY
650 Southpoint Drive	Lexington	KY
6769 Frankfort Road	Versailles	KY
720 Lancaster Avenue	Lexington	KY
832 Georgetown Road	Midway	KY
Catnip Hill Road	Nicholasville	KY

In order for the customer to qualify to receive billing at the New Flat Rate for customer's Eligible DS1 circuits, customer must meet the following conditions on the effective date of this contract offering:

- customer must agree to a five year term.

Upon the effective date of this contract offering and with customer's full compliance with all the conditions of this offer, the Telephone Company will begin to bill customer using the New Flat Rate of \$225.00 per eligible DS1 circuit. The Telephone Company will begin billing the New Flat Rate with the first bill issued following the effective date of this contract offering. The New Flat Rate as set forth in this contract offer applies solely to eligible DS1 circuits as described in this contract offering and for no other rate elements or services.

Effective Date and Termination

This contract offer will expire five years from the effective date of this tariff. At the end of the term of this contract offer billing for channel termination, channel mileage termination and channel mileage facility for the eligible DS1 circuits will revert to the then effective tariff rates as set forth in other sections of this tariff. Any early termination of this contract prior to the 5 year commitment must be done in writing with a minimum of thirty (30) days notice and will result in early termination penalties as described in Section 7.2.8(A) (1) (c) of this tariff.

(TR40)

Issued: July 27, 2010

Effective: August 11, 2010

4001 Rodney Parham Road
Little Rock, Arkansas 72212

ACCESS SERVICE

20. Pricing Flexibility Contract Offerings20.1 Contract No. 10-002 (Cont'd)Terms and Conditions

Customer may not assign or transfer (whether by operation of law or otherwise) this contract offer (or any rights or obligations hereunder) to a third party without the prior written consent of the Telephone Company, which written consent shall not be unreasonably withheld, provided that customer may assign this contract offer (and any rights or obligations hereunder) to a corporate Affiliate or an entity under its common control or an entity acquiring all or substantially all of its assets or equity by providing prior written notice to the Telephone Company of such assignment or transfer.

Billed amounts must be paid in full and on time. Any late payments or disputed amounts shall be subject to Section 2.4.1 of this tariff.

(TR40)

ACCESS SERVICE

20. Pricing Flexibility Contract Offerings20.1 Contract No. 11-001

Description: Discounted Special Access DS1 and DS3 Service

Contract

Availability: March 23, 2011 to June 23, 2011

Available Terms: 5 Years

Available MSAs: Lexington and Ashland, Kentucky

This contract tariff covers special access DS1 and DS3 circuits in the Lexington and Ashland, Kentucky MSAs. In order to qualify the customer must select a 5 year term and maintain a minimum monthly revenue commitment. The minimum monthly revenue commitment is based on 85% of the average recurring billed revenue after the 20% discounts are applied for all DS1 and DS3 circuits within the available MSAs for the three full months prior to the start of the contract. In the event the customer does not maintain the minimum monthly revenue commitment the customer has the option to make a shortfall payment to reach the minimum monthly revenue commitment and retain the 20% discount or terminate the contract and pay early cancellation penalty charges as described below. Any shortfall charges will be due within 30 days of the date the customer is notified in writing of the shortfall charge. If no shortfall payment has been made within 30 days the contract will be terminated and early cancellation penalty charges as described below will apply.

If the customer maintains the established minimum monthly revenue commitment a discount of 20% will be applied to each billed month-to-month DS1 and DS3 circuit on a monthly basis. This contract is not available with any other discount plans within the available MSAs. In addition, all circuits included under this contract will be excluded from eligibility under any other discount plan provided under this tariff. At the start of the contract all of the customer's special access DS1 and DS3 circuits will be placed under the term commitment as selected by the customer. Any circuits previously on another discount plan will be transferred to current month to month pricing under Section 17 of this tariff, no penalty will apply to transferred circuits, at which time the 20% discount of this contract will apply.

Subscription Requirements

Customer's request for subscription must be in writing, and must include all of the following:

- Requested Start Date of the contract
- A list of all customer Access Carrier Name Abbreviations (ACNAs) participating in the plan

Once the contract is established, any new circuits ordered and to be placed under the contract by the customer must populate the code "FLX20" to the Variable Term Agreement (VTA) field on the Access Service Request (ASR) Form.

(TR46)

ACCESS SERVICE

20. Pricing Flexibility Contract Offerings20.1 Contract No. 11-001 (Cont'd)Addition of an ACNA(s)

In the event the customer creates or acquires a new ACNA(s), the customer shall provide written notification to the Telephone Company no later than 30 days prior to the acquisition of the ACNA(s). Such notification shall include a list of the affected ACNA(s) and the date that the customer created or acquired the new ACNA(s). Starting with the next billing cycle, the Telephone Company shall modify the existing contract by adding the created or acquired ACNA(s).

When new ACNA(s) are added, the minimum monthly revenue commitment will be recalculated based on the current recurring billed revenue of the new ACNA(s).

Removal of an ACNA(s)

When an ACNA(s) is no longer owned by the customer, the customer shall provide written notification to the Telephone Company no later than 30 days prior to the transfer of ownership. Such notification shall include a list of the affected ACNA(s) and the date that the customer no longer owned the ACNA(s). At the time of the ACNA transfer, the Telephone Company shall modify the existing contract by removing the affected ACNA(s).

When ACNA(s) are removed, the minimum monthly revenue commitment will be recalculated by removing the portion of recurring billed revenue that was included for the associated ACNA(s) from the original minimum monthly revenue commitment.

Early Cancellation Penalty

An early cancellation penalty will apply when the customer terminates the contract for any reason other than an upgrade to a higher term contract prior to the expiration date of the current term. Any early termination of this contract prior to the end of the term must be done in writing thirty (30) days prior to termination.

The Customer will be liable for repayment of a portion of the discounts received based on the year in which cancellation occurs as described below:

- 2) 5 Year Term Commitment
 - e. 1st Year of Service - 100% repayment of the total discounts received from the start of the Term Commitment.
 - f. 2nd Year of Service - 75% repayment of the total discounts received from the start of the Term Commitment.
 - g. 3rd Year of Service - 50% repayment of the total discounts received from the start of the Term Commitment.
 - h. 4th Year of Service - 33% repayment of the total discounts received from the start of the Term Commitment.
 - e. 5th Year of Service - 25% repayment of the total discounts received from the start of the Term Commitment.

(TR46)

ACCESS SERVICE

20. Pricing Flexibility Contract Offerings20.1 Contract No. 11-001 (Cont'd)End of Commitment

At the end of the 5 year term commitment, billing for the eligible DS1 and DS3 circuits will revert to the then effective month-to-month tariff rates as set forth in other Section 17 of this tariff.

Intervening Law

In the event that any effective legislative, regulatory, judicial or other legal action materially changes any rule law or judicial or administrative decision that was the basis of the requirement, obligation or right of this contract, or materially impairs the ability of the Telephone Company or customer to perform any material terms of this contract, the customer or the Telephone Company may, on thirty (30) days' written notice terminate the contract without penalty.

Terms and Conditions

Customer may not assign or transfer (whether by operation of law or otherwise) this contract offer (or any rights or obligations hereunder) to a third party without the prior written consent of the Telephone Company, which written consent shall not be unreasonably withheld, provided that customer may assign this contract offer (and any rights or obligations hereunder) to a corporate Affiliate or an entity under its common control or an entity acquiring all or substantially all of its assets or equity by providing prior written notice to the Telephone Company of such assignment or transfer.

Billed amounts must be paid in full and on time. Any late payments or disputed amounts shall be subject to Section 2.4.1 of this tariff.

(TR46)

ACCESS SERVICE

21. Expanded Interconnection Service

Effective January 3, 2009 services listed in this section will no longer be available to new Customers. New Customers will order Expanded Interconnection Service pursuant to Section 8 preceding. Existing Customers may continue their service until July 3, 2009 or until their service is disconnected, whichever occurs first.

21.1 Service Description21.1.1 General

Expanded Interconnection Service (EIS) allows customers (Interconnectors) to interconnect their facilities with Telephone Company facilities on Telephone Company premises. EIS has two possible configurations. Physical collocation EIS would allow an Interconnector to locate certain facilities, fiber optic or microwave (where feasible), and equipment in a serving wire center. Virtual collocation EIS would allow an Interconnector to designate the equipment the Telephone Company would purchase, own and install on behalf of the Interconnector in the serving wire center. The type of collocation available in an Interconnector requested serving wire center shall be determined solely by the Telephone Company. The Interconnector may request that a serving wire center be made available for Expanded Interconnection Service but may not determine the type of collocation. EIS also provides for the interconnection, through the Cross-connect, of Telephone Company provided facilities and services (specified below) to Interconnector provided or specified facilities and equipment.

By ordering Expanded Interconnection Service from the Telephone Company under the terms of this tariff the Interconnector agrees it is bound and obligated to and by all the terms and conditions of this tariff.

Expanded Interconnection Service is provided to the Interconnector 24 hours a day, seven days a week.

The Telephone Company will accept Letters Of Agency (LOA) from Interconnectors' customers for ordering and billing of Physical Collocation EIS.

(TR19)

ACCESS SERVICE

21. Expanded Interconnection Service (Cont'd)21.1 Service Description (Cont'd)21.1.1 General (Cont'd)

The Facility Interface Service (FIS) provides manhole, conduit, cable vault, riser and runway leased space to connect the Interconnector's fiber optic or microwave (where feasible) facilities with space in the Company's serving wire center.

The Cross-connect Interface (CCI) connects the Interconnector to other tariffed Interstate services of the Company. The Telephone Company will allow the Interconnector to designate the channel facility assignments for non-multiplexed channels. Specific Cross-connects may be provisioned as Telecommunications Service Priority (TSP) service as described in Section 13.5.5 following.

Cross-connects for the following services can be provided:

- High Capacity - 1.544 Mbps Service (DS1)
- High Capacity - 44.736 Mbps Service (DS3) - Electrical Interface

Other special access services are available on a bona fide request for such a service. Upon such a request, the service shall be included in this tariff section. Said tariff filing shall be within 45 days of receipt of the bona fide request by the Telephone Company and shall be effective 45 days after the filing date. Only access services currently available in the requested serving wire center may be requested as cross connects.

(TR19)

ACCESS SERVICE

21. Expanded Interconnection Service (Cont'd)21.1 Service Description (Cont'd)21.1.2 Availability

This service is offered on a first-come, first-served basis, subject to the availability of space and facilities in each serving wire center where interconnection is requested. The Telephone Company shall specify the type of facility (fiber optic cable or microwave) available in a wire center upon bona fide request by any Interconnector desiring collocation. A bona fide request shall have been received when the advance payment amount and sufficient information to begin design of the Interconnector's collocation space has been received by the Telephone Company. The Telephone Company shall be the sole judge of the sufficiency of the information provided by the Interconnector.

The Telephone Company shall also select an EIS interconnection point for each wire center. This information shall be listed in Section 21.1.2(B) following.

The Telephone Company shall designate all spaces to be occupied by the Interconnector's facilities.

Upon such a bona fide request, the wire center and its EIS interconnection point(s) shall be included in this tariff section as available for Physical Collocation EIS. Said tariff filing shall be within 45 days of receipt of the bona fide request by the Telephone Company and shall be effective 45 days after the filing date.

(TR19)

ACCESS SERVICE

21. Expanded Interconnection Service (Cont'd)21.1 Service Description (Cont'd)21.1.2 Availability(A) Rearrangements

In the event the Telephone Company determines that the Telephone Company's or any other entity's fiber optic cable facilities in conduit space or cable space or the Telephone Company's serving wire center equipment need rearrangement to accommodate the facilities of the Interconnector, the Telephone Company shall include these costs in the cable installation nonrecurring charges. Best efforts shall be made to minimize the cost of such rearrangements.

The Telephone Company shall not expand or enlarge any serving wire center for the sole purpose of physical or virtual collocation of Expanded Interconnection Service.

(TR19)

ACCESS SERVICE

21. Expanded Interconnection Service (Cont'd)21.1 Service Description (Cont'd)21.1.2 Availability (Cont'd)(B) Serving Wire Center Availability

- (1) Fiber Optic based Expanded Interconnection Service via physical collocation is available in the following serving wire centers:

<u>Address</u>	<u>CLLI Code</u>	<u>EIS Interconnection Point</u>
1440 "M" Street, Lincoln, NE	LNCLNEXL	Manhole 17-NA

- (2) Microwave based Expanded Interconnection Service is available, where feasible, upon a bona fide request.

21.2 Regulations21.2.1 Minimum Period for Expanded Interconnection Service

The Interconnector shall agree to purchase Expanded Interconnection Service for a minimum of one (1) year. Occupancy for all spaces shall be granted upon completion of the service preparation work. The Telephone Company shall use its best efforts to provide occupancy of the space(s) on time and shall keep the Interconnector advised of any delays. See Section 21.2.11(I) (2)

In the event that the Telephone Company is delayed in providing EIS to the Interconnector for any reason other than the acts or omissions of the Interconnector, the Interconnector shall not be obliged to pay the rate elements shown in Section 21.4 following, for Expanded Interconnection until the date the Telephone Company provides occupancy to the Interconnector. At the end of the minimum period, service shall be on a month-to-month basis at terms, conditions and rates then currently in effect.

(TR19)

ACCESS SERVICE

21. Expanded Interconnection Service (Cont'd)21.2 Regulations (Cont'd)21.2.2 Termination of Physical Collocation EIS

The Telephone Company shall have the right, for good cause shown, and upon ninety (90) days notice, to reclaim any floor space, conduit space or cable space, in order to fulfill its obligations under the law and the Telephone Company's tariffs to provide telecommunications services to its end user customers.

The Telephone Company shall have the right to terminate Physical Collocation at any time with respect to any multiplexing node and associated floor, cable, conduit space(s) and power where the serving wire center premises becomes the subject of a taking by eminent domain authority having such power. The Telephone Company shall notify the Interconnector of such termination and identify the schedule by which the Interconnector shall proceed to have the Interconnector's equipment or property removed from the multiplexing node(s) and associated cable and conduit space(s). The Interconnector shall have no claim against the Telephone Company for any relocation expenses (unless the Telephone Company is awarded relocation expenses as part of any award made for such taking), any part of any award that may be made for such taking or value of any unexpired minimum period that results from a termination by the Telephone Company under this Section of this Tariff, or any loss of business from full or partial interruption or interference due to any termination. However, nothing herein shall be construed as preventing the Interconnector from making its own claim against the eminent domain authority ordering the taking of the serving wire center premises.

The Interconnector may terminate Physical Collocation EIS as to any standard multiplexing node or portion thereof (in 50 square feet decrements), cable space, conduit space and power feed described in this tariff by giving sixty (60) days prior written notice to the Telephone Company. However, any remaining multiplexing node or floor space obtained under Expanded Interconnection may not be less than 100 square feet or a non-standard size as negotiated according to 21.2.6(D) following. Forty-eight (48) volt power feed quantities shall not be reduced to less than the minimum quantities. The Interconnector is responsible for the costs of such partial termination.

(TR19)

ACCESS SERVICE

21. Expanded Interconnection Service (Cont'd)21.2 Regulations (Cont'd)21.2.2 Termination of Physical Collocation EIS (Cont'd)

In the event of a default under or breach of any material term or condition of Physical Collocation EIS by either Party (the Telephone Company or the Interconnector), the other Party shall have the right to terminate Physical Collocation EIS upon sixty (60) days written notice to the Party in breach, if the default or breach is not cured within sixty (60) days of the date that written notice of such default or breach is given by one Party to the other. Either Party shall also have an immediate right to terminate Physical Collocation EIS in the event of the other Party's bankruptcy, liquidation, insolvency or receivership.

21.2.3 Limitations

The provision of Physical Collocation EIS does not constitute a joint undertaking of the Telephone Company for the furnishing of any service.

None of the provisions of this Section of this Tariff apply or extend to any end user of the Interconnector.

The Telephone Company is not liable for any act or omission of the Interconnector in the furnishing of services to the Interconnector's end users.

Physical Collocation EIS does not convey to the Interconnector any right, title or interest in the Telephone Company serving wire center facility; the multiplexing node; floor space; floor space enclosure; conduit space; cable space; cable racking or runways; or vault space.

Physical Collocation EIS shall not provide any person not a party to Physical Collocation EIS with any remedy, claim, liability, reimbursement, claim of action or other right in excess of those existing without reference to this Tariff.

Neither the Telephone Company nor the Interconnector shall be held liable for any delay or failure in performance of any part of Physical Collocation EIS as described in this Tariff to the extent that such failure or delay is caused by Acts of God, acts of civil or military authority, government regulations, embargoes, epidemics, war, terrorist acts, riots, insurrections, fires, explosions, earthquakes, nuclear

(TR19)

ACCESS SERVICE

21. Expanded Interconnection Service (Cont'd)21.2 Regulations (Cont'd)21.2.3 Limitations (Cont'd)

accidents, floods, strikes, work stoppages, power blackouts, volcanic action, other major environmental disturbances, unusually severe weather conditions, inability to secure products or services of other persons or transportation common carriers or other causes beyond the control of either the Telephone Company or the Interconnector. If any force majeure condition occurs, the Party (the Telephone Company or the Interconnector) delayed or unable to perform shall give immediate notice to the other Party and shall take all reasonable steps to correct the force majeure condition. During the pendency of the force majeure, the duties of both the Telephone Company and the Interconnector under Physical Collocation EIS affected by the force majeure condition shall be abated and shall resume without liability thereafter.

Neither the Telephone Company nor the Interconnector shall use the other's name without the written permission of the other in connection with promotional, advertising or other marketing material.

In the event that the Interconnector withdraws a request for Physical Collocation EIS, the Interconnector will only be responsible for those amounts already expended on its behalf by the Telephone Company.

21.2.4 Insurance Requirements

The Interconnector shall, at its sole cost and expense, procure, maintain, pay for and keep in force insurance as specified in this Section 21.2.4 following, and underwritten by insurance companies licensed to do business in the state where Physical Collocation EIS is offered. The Interconnector's insurance company's rating need not be higher than what the Telephone Company requires of its own underwriters. The Interconnector may be self insured with a program reasonably satisfactory to the Telephone Company. The Telephone Company shall be named as an additional insured and as a loss payee on all applicable policies.

(A) Types of Coverage and Limits

- (1) Commercial general liability, including Contractual Liability, insuring against liability for Personal Injury and Property Damage in an amount not less than \$5 million combined single limit per occurrence, naming the Telephone Company as an Additional Insured. The Contractual Coverage shall have coverage that shall apply if any exposure of Physical Collocation EIS exists within fifty (50) feet of a

(TR19)

ACCESS SERVICE

21. Expanded Interconnection Service (Cont'd)21.2 Regulations (Cont'd)21.2.4 Insurance Requirements (Cont'd)(A) Types of Coverage and Limits (Cont'd)

(1) (Cont'd)

railroad right of way, by including the following:
"including coverage for work performed on or within
fifty (50) feet of any railroad right of way." The
insurance shall also contain coverage for bodily injury
and property damage, with a policy aggregate of \$5
million. Said coverage shall include premises
operations, contractual, independent contractors
products/completed operations, broad form property and
personal injury endorsements.

(2) Umbrella/Excess Liability coverage in an amount of \$5
million excess of coverage specified in 21.2.4(A) (1)
preceding and 21.2.4(A) (5) following.(3) All Risk Property coverage on a full replacement cost
basis insuring all of the Interconnector's real and
personal property situated on or within the Telephone
Company location(s). The Interconnector may also elect
to purchase business interruption and contingent
business interruption insurance, knowing that the
Telephone Company has no liability for loss of profit
or revenues should an interruption of service occur.(4) Workers Compensation coverage including Employers
Liability coverage in an amount of \$2 million per
accident, in compliance with any Workers' Compensation
or similar law where any work is performed in any way
connected with the provision of Expanded
Interconnection.(5) Auto liability insurance, including Interconnector
owned, non-owned and hired vehicles, with at least a \$3
million bodily injury and property damage combined
single limit naming the Telephone Company as an
additional insured.

(TR19)

ACCESS SERVICE

21. Expanded Interconnection Service (Cont'd)21.2 Regulations (Cont'd)21.2.4 Insurance Requirements (Cont'd)(A) Types of Coverage and Limits (Cont'd)

- (6) The limits set forth above in this Section 21.2.4 may be increased by the Telephone Company at any time to at least such minimum limits as shall then be customary in respect of comparable situations within the existing Telephone Company buildings.

(B) Other Insurance Requirements

- (1) All policies purchased by the Interconnector shall be deemed to be primary and not contributing to or in excess of any similar coverage purchased by the Telephone Company.
- (2) All insurance shall be in effect on or before occupancy date and shall remain in force as long as the Interconnector's facilities remain within any spaces governed by Physical Collocation EIS. If the Interconnector fails to maintain the coverage, the Telephone Company may pay the premiums thereon and seek reimbursement of same from the Interconnector.
- (3) The Interconnector shall submit certificates of insurance reflecting the coverages specified in this Tariff prior to occupancy or prior to the commencement of the work called for in this Tariff if during the construction period the Interconnector has access to the Telephone Company's premises either directly or through its contractors. The Interconnector shall arrange for the Telephone Company to receive thirty (30) days advance notice of cancellation from the Interconnector's insurance company.
- (4) Failure to comply with the provisions of this Section shall be deemed grounds for eviction from the spaces provided under Physical Collocation EIS.
- (5) Should there be a liability claim that is common to both the Telephone Company and the Interconnector, the Telephone Company shall handle the claim (unless otherwise agreed in writing). After claim resolution, defense and settlement costs shall be shared proportionally based on square footage of occupancy.

(TR19)

ACCESS SERVICE

21. Expanded Interconnection Service (Cont'd)21.2 Regulations (Cont'd)21.2.5 Liability

- (A) The Telephone Company reserves to itself, its successors and assigns, the right to utilize the space within its serving wire center(s) in such a manner as shall best enable it to fulfill its own service requirements. The Telephone Company and Interconnector shall be liable one to the other only for and to the extent of any physical damage caused by the negligence of one of such parties, its agents or employees to the other's facilities or equipment occupying the Telephone Company's serving wire center. Neither party shall be liable to the other or the other's customers for any interruption of service or for interference with the operation of the other's facilities arising in any manner out of the use of space in the Telephone Company's serving wire center(s), unless caused by the party's gross negligence or willful misconduct.
- (B) Except as provided in this Section 8, each party shall indemnify, defend, and save harmless the other from and against any and all losses, claims, demands, causes of action and costs, whether suffered, made, instituted, or asserted by the other party or by any third party or person for damages to property and injury or death to persons, including payments made under any Workers Compensation Law or under any plan for employees' disability and death benefits, which may arise out of or be caused by the negligent installation, maintenance, repair, replacement, presence, use or removal of such party's equipment or facilities, or by the proximity thereof to the equipment or facilities of all parties occupying space in the Telephone Company's serving wire center(s), or by any negligent act or omission of the party, its employees, agents or contractors, in connection therewith. The provisions of this Section on Liability shall survive the termination, cancellation, modification or rescission of Physical Collocation EIS.

(TR19)

ACCESS SERVICE

21. Expanded Interconnection Service (Cont'd)21.2 Regulations (Cont'd)21.2.5 Liability (Cont'd)

- (C) The Interconnector shall indemnify, defend, and save harmless Telephone Company from and against any and all losses, claims, demands, causes of action, damages and costs, including but not limited to attorney's fees and damages, costs, and expense of relocating conduit systems resulting from loss of right-of-way or property owner consents, which may arise out of or be caused by the presence in, or the occupancy of the serving wire center by the Interconnector, and/or acts by the Interconnector, its employees, agents, or contractors.
- (D) In no event shall either party or any of its directors, officers or employees or agents be liable for any loss of profit or revenue by the other party or for any loss of AC or DC power, heating, ventilation and air conditioning (HVAC) interruptions, consequential, incidental, special, punitive or exemplary damages incurred or suffered by the other party, even if the party has been advised of the possibility of such loss or damage.
- (E) Each party represents, warrants and covenants to the other that it shall not cause or permit any other party to cause any environmental conditions in, at or affecting the serving wire center which violate any Federal, State or Local law, ordinance, rule or regulation. Neither party shall store any hazardous materials in the multiplexing node, and shall not use any hazardous materials or equipment without the express written consent of the other party. Any such materials or equipment used shall be disposed of in a manner satisfactory to the other party. Each party shall indemnify, defend, and hold harmless the other party from any and all liability, damage, claim or cost of any kind, including reasonable attorneys' fees, resulting from or arising out of any breach of this Section of this Tariff. The provisions of this paragraph shall survive the termination, cancellation, modification, or rescission of Physical Collocation EIS.
- (F) Each party shall be responsible for all persons under its control or direction working in compliance with this Tariff, satisfactorily, and in harmony with all others working in the Telephone Company premises.

(TR19)

ACCESS SERVICE

21. Expanded Interconnection Service (Cont'd)21.2 Regulations (Cont'd)21.2.5 Liability (Cont'd)(G) Damage and/or Casualty to Serving Wire Center

- (1) If any of the facilities providing Physical Collocation EIS shall be damaged by fire or other casualty, the Interconnector shall give immediate notice thereof to the Telephone Company. Terms, conditions and rates set forth in this tariff shall continue in full force and effect except as set forth in this Section 21.2.5(G) following.
- (2) If any of the facilities providing Physical Collocation EIS are partially damaged or rendered partially unusable by fire or other casualty not caused by the Interconnector, the damages to said facilities shall be repaired by and at the expense of the Telephone Company. All fees and charges, until such repair shall be substantially completed, shall be apportioned from the day following the casualty according to the part of the floor space and/or associated conduit space and cable space which are usable.
- (3) If the floor space, conduit space, cable space or power plant is totally damaged or rendered wholly unusable by fire or other casualty not caused by the Interconnector, then all fees and charges shall be proportionately paid up to the time of the casualty and thenceforth shall cease until the date when the space shall have been repaired and restored by the Telephone Company, subject to the Telephone Company's right to elect not to restore the same as hereinafter provided.
- (4) If the floor space, conduit space, cable space or power plant is rendered wholly unusable through no fault of the Interconnector, or (whether or not the demised premises are damaged in whole or in part) if the building shall be so damaged that the Telephone Company shall decide to demolish it or to rebuild it, then, in any of such events, the Telephone Company may elect to terminate Physical Collocation EIS at the specific serving wire center by written notice to the Interconnector given within Sixty (60) days

(TR19)

ACCESS SERVICE

21. Expanded Interconnection Service (Cont'd)21.2 Regulations (Cont'd)21.2.5 Liability (Cont'd)(G) Damage and/or Casualty to Serving Wire Center (Cont'd)

(4) (Cont'd)

after such fire or casualty and upon the date specified in such notice the minimum period shall expire as fully and completely as if such date were the date set forth for the termination of the minimum period. The Interconnector shall forthwith quit, surrender and vacate the floor space, conduit space and cable space without prejudice however to the Telephone Company's rights and remedies against the Interconnector under any provisions in effect prior to such termination, and any fees and charges owing shall be paid up to such date and any payments made by the Interconnector which were on account of any period subsequent to such date shall be returned to the Interconnector. Unless the Telephone Company shall serve a termination notice as provided for in this Section, the Telephone Company shall make the repairs and restorations under the conditions of Sections 21.2.5(G) (2) and 21.2.5(G) (3) preceding, with all reasonable expedition subject to delays due to adjustment of insurance claims, labor troubles and causes beyond the Telephone Company's reasonable control. After any such casualty, the Interconnector shall cooperate with the Telephone Company's restoration by removing from the multiplexing node as promptly as reasonably possible, all of the Interconnector's salvageable inventory and movable equipment, furniture and other property. The Interconnector's liability for fees and charges shall resume either upon occupancy by the Interconnector or thirty (30) days after written notice from the Telephone Company that the multiplexing node, floor space, conduit space, cable space or power plant is restored to a condition comparable to that existing prior to such casualty.

- (5) In the event of a catastrophic loss, resulting in damages to the central office and the physical collocation space, the Telephone Company will inform the Interconnector of its plans to rebuild as soon as is practicable and the Telephone Company will restore service to the Interconnector as soon as practicable.

(TR19)

ACCESS SERVICE

21. Expanded Interconnection Service (Cont'd)21.2 Regulations (Cont'd)21.2.5 Liability (Cont'd)

- (H) Nothing contained in this tariff shall relieve the Interconnector from liability that may exist as a result of damage from fire or other casualty. Notwithstanding the foregoing, each party shall look first to any insurance in its favor before making any claim against the other party for recovery for loss or damage resulting from fire or other casualty, and to the extent that such insurance is in full force and collectible and to the extent permitted by law, the Telephone Company and the Interconnector each hereby releases and waives all right of recovery against the other or one claiming through or under each of them by way of subrogation or otherwise. The foregoing release and waiver shall be in force only if both the Telephone Company's and the Interconnector's insurance policies contain a clause providing that such a release or waiver shall not invalidate the insurance and also, provided that such a policy can be obtained without additional premiums. The Interconnector acknowledges that the Telephone Company shall not carry insurance on the Interconnector's furniture and/or furnishings or any fixtures or equipment, improvements, or appurtenances removable by the Interconnector.
- (I) Each party shall hold the other harmless from and against any claim, judgment or liability of any nature, regardless of the cause therefor, that may be asserted or obtained by any person for personal injury or property damage related to or arising from the existence of the indemnifying party's owned or leased fiber optic cable, other cable or equipment in or attached to the interconnection point, conduit space, cable vault, cable space, multiplexing node or other item used to provide Expanded Interconnection Service (other than negligent actions or non-actions of the indemnified party's employees and agents) and any act, or failure to act, of the indemnifying party in connection with the use, inspection, maintenance, repair and replacement of such party's owned or leased fiber optic cable, other cable or equipment.

(TR19)

ACCESS SERVICE

21. Expanded Interconnection Service (Cont'd)21.2 Regulations (Cont'd)21.2.6 Multiplexing Node

A multiplexing node is the area in a Telephone Company serving wire center set aside for the exclusive use of an Interconnector purchasing Physical Collocation EIS.

(A) Technical Standards

All Interconnector owned or leased equipment to be installed in Telephone Company serving wire centers shall either be on the Telephone Company's list of approved products, or equipment that complies with the Bellcore Network Equipment Building System (NEBS) Generic Equipment Requirements (TR-NWT-000063) and Telephone Company serving wire center environmental and transmission standards in effect at the time of equipment installation. Interconnection shall be made in accordance with the provisions specified in technical reference publication TR-NWT-000063 and Section 2.6 preceding.

(B) Types of Equipment Allowed

The Interconnector's multiplexing node shall be the location where the Interconnector may place equipment needed to terminate basic transmission facilities, including optical terminating equipment and multiplexers.

- (1) The Interconnector may use the multiplexing node solely for the purposes of installing, maintaining and operating the Interconnector's equipment to interconnect with telecommunications services and facilities provided by the Telephone Company in accordance with this Section 8 of this Tariff and for no other purpose.

(TR19)

ACCESS SERVICE

21. Expanded Interconnection Service (Cont'd)21.2 Regulations (Cont'd)21.2.6 Multiplexing Node (Cont'd)(B) Types of Equipment Allowed (Cont'd)

- (2) The Interconnector may order business service under the Telephone Company's local exchange tariff for official administrative communications required within the multiplexing node. The Interconnector's equipment and installation of the Interconnector's equipment shall comply with the Telephone Company's policies and practices relating to fire, safety, health, environmental, and network safeguards, and the Interconnector shall ensure that its equipment and installation activities do not act as a hindrance to the Telephone Company's services or facilities.
- (3) The Telephone Company will make reasonable efforts to provide contiguous space when the Interconnector requires it for expansion. In the event that contiguous space is not available and an Interconnector occupies more than one floor space location within the same serving wire center premises, the Interconnector shall be allowed to interconnect its equipment contained in such floor spaces. At these locations, the Interconnector shall be responsible for supplying the cabling between the Interconnector's floor space locations using the Telephone Company designated supporting structures. Additional rate elements and rates shall be developed and filed in this tariff in accordance with the Rules and Regulations of the Federal Communications Commission to recover the costs of such structures and activities.

(C) Non-Compliant Installations

If at any time the Telephone Company reasonably determines that either the Interconnector's equipment or the Interconnector's installation does not meet the requirements of this Tariff, the Interconnector shall be responsible for the costs associated with the removal of equipment or modification of the equipment or installation to render it compliant. If the Interconnector fails to correct any non-compliance with these standards within fifteen (15) days written notice to the Interconnector, the Telephone Company may have the equipment removed or the condition corrected at the Interconnector's expense.

(TR19)

ACCESS SERVICE

21. Expanded Interconnection Service (Cont'd)21.2 Regulations (Cont'd)21.2.6 Multiplexing Node (Cont'd)(C) Non-Compliant Installations (Cont'd)

If, during the installation phase, the Telephone Company reasonably determines any of the Interconnector's activities or equipment are unsafe, non-standard or in violation of any applicable fire, environmental or other laws or regulations, the Telephone Company has the right to immediately stop the work or place it on hold. However, when such conditions pose an immediate threat to the safety of the Telephone Company's employees, interfere with the performance of the Telephone Company's service obligations, or pose an immediate threat to the physical integrity of the conduit system or the cable facilities of the Telephone Company, the Telephone Company may perform such work and/or take such action that the Telephone Company deems necessary without prior notice to the Interconnector. The reasonable cost of said work and/or actions shall be borne by the Interconnector. The Telephone Company reserves the right to remove products, facilities and equipment from its list of approved products if such products, facilities and equipment are determined to be no longer compliant with NEBS and the Telephone Company standards.

(D) Enclosures

The Telephone Company shall designate floor space within each serving wire center which shall constitute the multiplexing node. The Telephone Company shall engineer and construct a secure enclosure and/or room for the Interconnector(s).

(TR19)

ACCESS SERVICE

21. Expanded Interconnection Service (Cont'd)21.2 Regulations (Cont'd)21.2.6 Multiplexing Node (Cont'd)(D) Enclosures (Cont'd)

Any work required or requested by the Interconnector after initial installation solely because of the existence of the Interconnector's facilities shall be at the Interconnector's expense.

The minimum size of a standard multiplexing node shall be 100 square feet per serving wire center. Additional space shall be offered on an as needed basis where feasible. An Interconnector with a multiplexing node in a Telephone Company serving wire center may request additional standard increments of 50 square feet in the same serving wire center.

Non-standard size nodes may be negotiated between the Telephone Company and the Interconnector. Terms, conditions and rates for such space shall be developed and filed on an Individual Case Basis (ICB). Any Interconnector desiring the same terms and conditions shall be offered the same rates.

(TR19)

ACCESS SERVICE

21. Expanded Interconnection Service (Cont'd)21.2 Regulations (Cont'd)21.2.6 Multiplexing Node (Cont'd)(E) Power and Environmental Support

In addition to floor space the Telephone Company shall provide DC power, battery and generator back-up power, 110 volts AC power for convenience outlets and lighting for frames and environmental support to the Interconnector's equipment in the same manner that it provides such support items to its own equipment within that serving wire center.

Such power shall not be guaranteed to any level in excess of the level provided by the Telephone Company for its own equipment and facilities. While the Telephone Company shall make every effort to prevent loss of power, no guarantee shall be made for absolute prevention of loss of power.

(TR19)

ACCESS SERVICE

21. Expanded Interconnection Service (Cont'd)21.2 Regulations (Cont'd)21.2.6 Multiplexing Node (Cont'd)(E) Power and Environmental Support (Cont'd)(1) DC Power

Direct Current (DC) power with a nominal 48 volts power derived from the Telephone Company's rectifier and battery DC plant voltage shall be provided. DC power can vary between 54 volts (high voltage shutdown) and 45 volts. Normal plant float voltage is 52 volts. The Telephone Company and/or vendors approved by the Telephone Company shall install the equipment needed to deliver power to a DC power board in the immediate area of the Interconnector's multiplexing node. A ground bar for the use of all Interconnectors shall be connected to the serving wire center isolation ground bar at the Interconnector's expense. The DC power plant shall be subject to the normal voltage reductions common to battery plants occurring during commercial power failures. Once the back-up generator system is operational and placed back on-line, the DC voltage will return to the nominal voltage level. Should the Interconnector's power requirements increase to the point that the Telephone Company shall purchase additional power plant to meet their demands, the Interconnector shall be responsible for compensating the Telephone Company for the purchase and installation of such additional plant.

(2) Emergency AC Power

Emergency AC power is provided by a stand-by generator (on-site or portable) back-up during a loss of commercial AC. The transition time from commercial AC power to on-site emergency AC power can be anywhere from 10 to 120 seconds. Provision of portable generation equipment will take longer.

(F) Maintenance

The Interconnector shall be responsible for the installing, maintaining, repairing and servicing of its equipment located in the multiplexing node.

(TR19)

ACCESS SERVICE

21. Expanded Interconnection Service (Cont'd)21.2 Regulations (Cont'd)21.2.6 Multiplexing Node (Cont'd)(G) Acceptance and Turnover of Space(s)

The Telephone Company shall notify the Interconnector in writing of the completion of the service preparation and cable installation work. Prior to beginning installation work or occupancy, the Interconnector shall indicate in writing the acceptance of all work done by the Telephone Company and/or any vendors approved by the Telephone Company. Interconnector access to the spaces shall be provided only after such acceptance. Billing of floor space, conduit facilities, power feeds, cross-connects and the remaining 50 percent of the Construction nonrecurring rate and the remaining 50 percent of the Entrance Facility Installation nonrecurring rate shall begin upon written notification by the Telephone Company to the Interconnector that all installation has been completed and the multiplexing node is ready for occupancy.

Before beginning any delivery, installation, replacement or removal work for equipment and/or facilities located within the Interconnector's multiplexing node, the Interconnector shall obtain the Telephone Company's written approval of the Interconnector-proposed scheduling of the work in order to coordinate use of temporary staging areas and other building facilities. The Telephone Company may request additional information before granting approval, and may require scheduling changes. Such approval shall not be unreasonably withheld.

The Interconnector is responsible for procuring all fiber optic cables from the interconnection point to the multiplexing node, including fiber optic cable into the serving wire center cable vault, and within cable support structures between the cable vault and the multiplexing node.

(TR19)

ACCESS SERVICE

21. Expanded Interconnection Service (Cont'd)21.2 Regulations (Cont'd)21.2.6 Multiplexing Node (Cont'd)(H) Reclamation of Floor Space

or not being used efficiently. In determining whether an Interconnector's space is being used efficiently, the Telephone Company will consider all relevant factors, including the need to meet minimum safety standards, the amount of space needed for ventilation and access, the need for an adequate amount of storage space, and the number of bays needed for the type of equipment deployed. The Interconnector shall have one hundred and eighty (180) days from notice by the Telephone

(TR19)

ACCESS SERVICE

21. Expanded Interconnection Service (Cont'd)21.2 Regulations (Cont'd)21.2.6 Multiplexing Node (Cont'd)(H) Reclamation of Floor Space (Cont'd)

Company to either satisfy the requirement that floor space be efficiently used or vacate the space. Warehousing is not allowed. Warehousing shall be deemed to occur when purchased floor space has not been occupied by Interconnector equipment for more than one (1) year. Both the Telephone Company and the Interconnector shall work cooperatively to maximize the availability of floor space.

- (I) The Interconnector shall be responsible for accepting delivery, installation and maintenance of its equipment within the multiplexing node. The Interconnector shall not construct improvements or make alterations or repairs to the floor space or floor space enclosure (if any) without the prior written approval of the Telephone Company, which the Telephone Company shall not unreasonably withhold.

(J) Prohibited Tools

Powder actuated tools shall not be used in any fashion in any serving wire center without specific permission of the Telephone Company.

21.2.7 Access, Safety and Security

- (A) The Telephone Company shall permit the Interconnector's employees, agents and contractors approved by the Telephone Company (such approval shall not be unreasonably withheld) to have access to the areas where the Interconnector's multiplexing node is located at all times, provided that the Interconnector's employees, agent and contractors comply with the policies and practices of the Telephone Company pertaining to fire, safety and security. The Interconnector shall be provided with serving wire center specific procedures for entry. The Interconnector shall also be given procedures for

(TR19)

ACCESS SERVICE

21. Expanded Interconnection Service (Cont'd)21.2 Regulations (Cont'd)21.2.7 Access, Safety and Security (Cont'd)

(A) (Cont'd)

notifying the Telephone Company that supervisory personnel shall be needed at a specific serving wire center or other Telephone Company premise. The Interconnector shall pay the stated supervision nonrecurring charges, as described in Section 21.2.11(M) following, for all supervision of its personnel in the serving wire center or other Telephone Company premises.

- (B) The Interconnector shall not install any equipment, cable or fiber optic cable in its multiplexing node that does not meet the National Electrical Code, local electrical codes or other applicable health and safety regulations.

(C) Inspections

- (1) The Interconnector shall allow the Telephone Company access to the multiplexing node for emergency, safety and inspection purposes. Inspections may be conducted at irregular intervals of all or portions of the Interconnector's facilities, to determine that occupancies are authorized and are installed and maintained in conformance with the required standards. The Interconnector shall have the right to be present for inspections of their physical collocation equipment. The Telephone Company will provide the Interconnector with two weeks advance written notice for non-emergency inspections. Non-emergency inspections will be conducted no more frequently than once a month. If an inspection is to be conducted by an outside agency (e.g., fire, safety, insurance), the Telephone Company will notify the Interconnector promptly in writing of the outside agency inspection unless notice in writing is not practicable. If notice in writing is not practicable, the Telephone Company will provide the Interconnector with prompt non-written notice so that the Interconnector can exercise its right to be present at the inspection. In the event that an emergency necessitates an inspection, the Telephone Company will, as soon as reasonably possible, notify the Interconnector of the emergency, the nature of the emergency, and that an inspection is being conducted in response to the emergency.

(TR19)

ACCESS SERVICE

21. Expanded Interconnection Service (Cont'd)21.2 Regulations (Cont'd)21.2.7 Access, Safety and Security (Cont'd)(C) Inspections (Cont'd)

- (2) The Telephone Company shall visually observe the Interconnector's equipment, cable facilities, fiber optic cable and equipment installation during and shortly after the completion of the installation of such equipment and facilities to determine that all occupancies conform to the standards required by this Tariff.
- (3) The Telephone Company shall verify that corrective action has been taken by the Interconnector on variances from required safety, construction and maintenance practices reported to the Interconnector by the Telephone Company.
- (4) The Telephone Company has the right to inspect, at the Interconnector's expense, the completed installation of the Interconnector's equipment and facilities.
- (5) Any repairs or modifications made necessary by such inspections shall be at the expense of the Interconnector.
- (6) The Interconnector has the right to be present at such inspections.
- (7) The Telephone Company reserves the right of access to the Interconnector's multiplexing node to perform required daily housekeeping and building maintenance activities.

(D) Security Arrangements

- (1) The Interconnector shall abide by all the Telephone Company security practices for non-Telephone Company employees with access to the Telephone Company's serving wire centers. Any violation of this Section 21.2.7 shall be grounds for termination of Physical Collocation EIS for the Interconnector involved.
- (2) The Interconnector shall supply the Telephone Company with a list of its employees who require access. The list shall include social security numbers of all such individuals.

(TR19)

ACCESS SERVICE

21. Expanded Interconnection Service (Cont'd)21.2 Regulations (Cont'd)21.2.7 Access, Safety and Security (Cont'd)(D) Security Arrangements (Cont'd)

- (3) The Telephone Company shall issue non-employee photographic identification cards for each Interconnector employee listed, in accordance with Section 21.2.7(D)(2) preceding, at the Interconnector's expense as described in Section 21.2.11(M)(5) following. These cards shall permit access to the location of the Interconnector's multiplexing node. The Interconnector is responsible for returning cards of its terminated employees. All cards shall be returned upon termination of Interconnector's Physical Collocation EIS.
- (4) The Interconnector's employees shall display identification cards at all times.
- (5) The Interconnector's employees are restricted to a specific access route, designated by the Telephone Company, from the designated serving wire center exterior door to the multiplexing node. The Interconnector's employees shall be accompanied at all times by a Telephone Company employee assigned to Interconnector supervision at the Interconnector's expense.
- (6) The Telephone Company shall provide the security device for the multiplexing node enclosure. The Interconnector shall be provided with keys or other provisions for access to its node. The Telephone Company shall be permitted access to the multiplexing node to perform its required housekeeping, building maintenance and equipment inspection activities and in the event of an emergency.
- (7) During the installation phase, or for subsequent maintenance, the Interconnector shall have access to its multiplexing node and any room or area containing the Interconnector's equipment or facilities. The Interconnector shall be supervised at all times and in such required areas by qualified Telephone Company employees for these occasions at the expense of the Interconnector, as described in Sections 21.2.7, 21.2.11 and 21.4.4 following.

(TR19)

ACCESS SERVICE

21. Expanded Interconnection Service (Cont'd)21.2 Regulations (Cont'd)21.2.7 Access, Safety and Security (Cont'd)(D) Security Arrangements (Cont'd)

(8) In the event of work stoppages, separate entrances shall be established for the Interconnector, where possible. This shall assure that one party's work stoppage does not impinge upon the other party's normal work operations. Inability to provide such separate entrances shall not render the Telephone Company liable for any claim for damages.

(9) The Interconnector shall be supervised by Telephone Company personnel all times while on Company premises including to and from all multiplexing nodes, EIS interconnection points, cable spaces and conduit spaces. The Interconnector shall pay the supervision rates, in Section 21.4.4 following, for such supervision. Travel time, if required, shall be assessed as applicable. Any supervision, maintenance or testing assistance requiring a call-out of a Company technician shall also be charged as additional labor in accordance with Section 21.4.4 and/or Section 13 following, as appropriate.

(E) Access Rights of the Telephone Company

The Interconnector shall provide emergency access to its multiplexing node at all times to allow the Telephone Company to react to emergencies, to maintain the space (where applicable) and to ensure compliance with OSHA/Telephone Company regulations and standards related to fire, safety, health and environmental safeguards. If conditions permit, notification of such access shall be provided and the Interconnector shall have the option to be present at time of access.

(F) Shared Building Facilities

The reasonable use of shared building facilities (e.g., elevators, unrestricted corridors, designated restrooms, etc.) shall be permitted. The Interconnector's personnel shall be supervised at all times by Telephone Company personnel at the Interconnector's expense, as described in Sections 21.2.7, 21.2.11 and 21.4.4 following.

(TR19)

ACCESS SERVICE

21. Expanded Interconnection Service (Cont'd)21.2 Regulations (Cont'd)21.2.7 Access, Safety and Security (Cont'd)(G) Rules of Conduct

The Interconnector shall ensure that its employees/vendors with access to the Telephone Company serving wire center(s) shall at all times adhere to the rules of conduct established by the Telephone Company for the serving wire center and the Telephone Company's personnel and vendors. Such rules shall be provided to the Interconnector. The Telephone Company reserves the right to make changes to such procedures and rules to preserve the integrity and operation of the Telephone Company network or facilities or to comply with applicable laws and regulations. The Telephone Company shall provide the Interconnector with written notice of such changes.

21.2.8 Fiber Optic Cable Provisioning and Placement

The Interconnector shall be responsible for supplying the fiber optic cable(s) from the EIS interconnection point (manhole) to the multiplexing node. Sufficient length shall be supplied to accommodate any extra cable required by the Interconnector. The Interconnector shall also be responsible for supplying the fiber optic cable manufacturer's specifications to the Telephone Company.

(A) Installation and Maintenance

- (1) The Telephone Company and/or vendors approved by the Telephone Company shall install the Interconnector's fiber optic cable in Telephone Company duct systems, cable vaults, riser systems and cable runways from the EIS interconnection point to the Interconnector's multiplexing node. Equipment and facilities shall be maintained only upon request of the Interconnector and shall be on a time-sensitive or time-and-materials basis, as described in Section 21.2.11(M) following, for other nonrecurring charges. These also apply to acceptance, cooperative, and end-to-end testing. The rates for supervision of the Interconnector's activities within serving wire

(TR19)

ACCESS SERVICE

21. Expanded Interconnection Service (Cont'd)21.2 Regulations (Cont'd)21.2.8 Fiber Optic Cable Provisioning and Placement (Cont'd)(A) Installation and Maintenance (Cont'd)

- (1) (Cont'd)
centers or other Telephone Company premises are listed in Sections 21.2.11(M) and 21.4.4 following. These rates assume on-site availability of personnel. Travel time, if required, shall be assessed.
- (2) Installation and maintenance shall be provided in a timely and efficient manner consistent with the Telephone Company's treatment of its own facilities.
- (3) The Telephone Company shall specify the routing and design of all support structures for cable and fiber optic cable. The Interconnector shall provide sufficient fiber optic cable at the EIS interconnection point to reach the multiplexing node. The fiber optic cable shall meet National Electrical Code specifications and Telephone Company standards. Only one (1) fiber optic cable shall be placed in each conduit facility.
- (4) The Interconnector shall properly ground the fiber optic cable within the multiplexing node. All splicing within the multiplexing node shall be mechanical to avoid safety hazards.

(B) Isolation and Grounding(1) Fiber Optic Cable

Fiber optic cable shall be electrically isolated and grounded by the Telephone Company and/or vendors approved by the Telephone Company upon entry to the serving wire center cable vault. Isolation shall be achieved by removing any metallic sheath or covering for a length of at least six (6) inches. Grounding shall be achieved by connecting the metallic sheathing of the underground portion of the fiber optic cable to the cable entrance ground bar (CEGB). The remaining portion of the fiber optic cable inside the serving wire center shall be isolated and

(TR19)

ACCESS SERVICE

21. Expanded Interconnection Service (Cont'd)21.2 Regulations (Cont'd)21.2.8 Fiber Optic Cable Provisioning and Placement (Cont'd)(B) Isolation and Grounding (Cont'd)(1) Fiber Optic Cable (Cont'd)

grounded to the serving wire center isolation ground bar using National Electrical Code standards. Such isolation and grounding shall be performed by the Telephone Company and/or vendors approved by the Telephone Company. A ground bar for the use of all Interconnectors shall be connected to the serving wire center isolation ground bar at the Interconnector's expense as described in 21.2.6(E) preceding. Only fiber optic cable with a dielectric central strength member shall be permitted in Telephone Company serving wire centers (Metallic central strength members are not permitted). Maximum outside diameter of the fiber optic cable is 0.75 inches.

(2) Frames, Racks and Equipment

All frames, racks and equipment shall be electrically isolated and grounded by connection to the serving wire center ground bar using National Electrical Code standards. A ground bar for the use of all Interconnectors shall be connected to the serving wire center isolation ground bar at the Interconnector's expense as described in 21.2.6(E) preceding.

(C) Splices

The Telephone Company shall own any splice or splice case made to fiber optic cable in Telephone Company owned ducts, vaults or serving wire centers. If required, the Telephone Company and/or Telephone Company approved vendors shall splice its fiber optic cable to the Interconnector's fiber optic cable using Telephone Company procedures and standards. The Telephone Company and/or vendors approved by the Telephone Company shall maintain the splice and splice case. The Interconnector may test the splice on an end-to-end basis.

(TR19)

ACCESS SERVICE

21. Expanded Interconnection Service (Cont'd)21.2 Regulations (Cont'd)21.2.8 Fiber Optic Cable Provisioning and Placement (Cont'd)(D) Ducts and Sub-Ducts

The last duct or sub-duct in any duct system is for Telephone Company use only.

(E) EIS Interconnection Point Openings

The Telephone Company and/or vendors approved by the Telephone Company shall provide the opening to the EIS interconnection point.

- (F) The Interconnector's facilities shall be placed, maintained, relocated or removed in accordance with the applicable requirements and specifications of the current editions of the National Electrical Code (NEC), the National Electrical Safety Code (NESC) and rules and regulation of the Occupational Safety and Health Act (OSHA), and any governing authority having jurisdiction. All Interconnector facilities, splices and equipment shall comply with the Telephone Company's Policies and Practices. Where a difference in specification may exist, the more stringent shall apply. The Interconnector's facilities shall not physically, electronically, or inductively interfere with the Telephone Company's or other Interconnector's facilities.

- (G) While many of the standards and technical requirements for the Interconnector's fiber optic cable, equipment and facilities are set forth in 21.2.8(B) and 21.2.8(F) preceding, the Telephone Company reserves the right to reasonably specify the type of fiber optic cable, equipment and construction standards reasonably required in situations not otherwise covered in this Tariff. In such cases, the Telephone Company shall at its discretion furnish to the Interconnector written material which shall specify and explain the required construction.

(TR19)

ACCESS SERVICE

21. Expanded Interconnection Service (Cont'd)21.2 Regulations (Cont'd)21.2.8 Fiber Optic Cable Provisioning and Placement (Cont'd)

- (H) All installation work between the EIS interconnection point and the multiplexing node shall be performed by the Telephone Company and/or vendors approved by the Telephone Company. This work shall be performed in a timely and efficient manner consistent with the Telephone Company's treatment of its own facilities. All restoration and maintenance work between the EIS interconnection point and the multiplexing node shall be performed by the Telephone Company and/or vendors approved by the Telephone Company at the Interconnector's expense. This work shall be performed in a timely and efficient manner consistent with the Telephone Company's treatment of its own facilities. Cable maintenance or rearrangement nonrecurring charges, as appropriate shall be assessed. See Section 21.2.11(M) (4) following.
- (I) The Telephone Company shall provide fiber restoration, based on existing Telephone Company restoration practices in effect at the time.
- (J) The Telephone Company shall provide emergency restoration of all active fibers, based on site awareness of the damaged fiber.
- (K) The Telephone Company shall require all active fibers to be shut down (dark) at time of restoration.
- (L) The Telephone Company shall in its sole judgment, use the most appropriate splicing and mechanical equipment available to restoration crews.
- (M) The Interconnector shall meet all environmental and Occupational Safety and Health Act (OSHA) requirements at the emergency site before the Telephone Company shall commence restoration.
- (N) The Telephone Company shall provide knowledgeable management personnel support on site within two (2) hours after the site of any failure is defined.
- (O) Restoration is defined as repair of fiber integrity that shall provide a workable network. Such network may not have the same engineered specifications as would apply to the original fiber.

(TR19)

ACCESS SERVICE

21. Expanded Interconnection Service (Cont'd)21.2 Regulations (Cont'd)21.2.8 Fiber Optic Cable Provisioning and Placement (Cont'd)(P) Temporary Staging Area

The Interconnector shall have the right to use a portion of the serving wire center(s) and loading areas, if available, on a temporary basis during the Interconnector's equipment installation work in the multiplexing node. The Interconnector is responsible for protecting the Telephone Company's equipment and serving wire center within the staging area and along the staging route. The Interconnector shall store equipment and materials within the multiplexing node when work is not in progress (e.g., overnight). No storing of equipment and materials overnight shall be permitted in the staging area(s). The Interconnector shall meet all of the Telephone Company fire, safety and housekeeping requirements. This temporary staging area shall be vacated and delivered to the Telephone Company in a broom-clean condition upon completion of installation work.

21.2.9 Point of Termination(A) Description

The Telephone Company shall designate digital signal cross-connect (DSX) panel and/or distribution block locations on an Intermediate Distribution Frame (IDF) as the Point of Termination (POT) for fiber optic cables extending from the multiplexing node and used for interface with the Telephone Company network. This POT shall be the point of physical demarcation between the Interconnector's services and the Telephone Company's services. The Telephone Company and/or vendors approved by the Telephone Company shall provide, install and repair all fiber optic cables, other cables, racks and serving wire center termination equipment necessary to provide the interface required for connection to the Telephone Company network on the Telephone Company side of the multiplexing node. The Interconnector shall pay any costs incurred by the Telephone Company whenever the Telephone Company personnel are required to identify a trouble as being on the Interconnector's side of the POT or to perform maintenance on equipment on the Interconnector's side of the POT in the form of other nonrecurring charges, described in Section 21.2.11(M) following. More than one (1) POT may exist in a serving wire center.

(TR19)

ACCESS SERVICE

21. Expanded Interconnection Service (Cont'd)21.2 Regulations (Cont'd)21.2.9 Point of Termination (Cont'd)(B) Maintenance

The Telephone Company and/or vendors approved by the Telephone Company shall repair, at the Interconnector's expense, all fiber optic cables, other cables, racks, and termination equipment necessary to provide the interface required for connection to the Telephone Company's network between the POT and the multiplexing node.

21.2.10 Manhole and Conduit Facilities(A) EIS Interconnection Point

The Telephone Company reserves the right to prohibit all equipment and facilities, other than fiber optic cable, from its EIS interconnection point (e.g., manholes). No splicing shall be permitted at the EIS interconnection point, the Telephone Company cable vault or any location other than the multiplexing node. The Interconnector shall provide a length of underground fiber optic cable at the EIS interconnection point specified by the Telephone Company of sufficient length to be pulled through the serving wire center conduit and the serving wire center cable vault and into the multiplexing node, without the need for splicing. The Interconnector is responsible for the placement of the fiber optic facility to the EIS interconnection point. This installation shall be coordinated with and inspected by the Telephone Company. The Interconnector shall be accompanied by a qualified Telephone Company representative in all EIS interconnection points at the Interconnector's expense as described in Section 21.2.7 preceding and 21.2.11(M) and 21.4.4 following. If the Telephone Company has more than one (1) cable entrance to the cable vault of a given serving wire center, two (2) of those entrances shall be designated by the Telephone Company as available to Interconnectors except where all entrances but one are at capacity.

(B) Conduit Space

The Telephone Company and/or vendors approved by the Telephone Company shall install the fiber optic cable provided by the Interconnector in the conduit space. The

(TR19)

ACCESS SERVICE

21. Expanded Interconnection Service (Cont'd)21.2 Regulations (Cont'd)21.2.10 Manhole and Conduit Facilities (Cont'd)(B) Conduit Space (Cont'd)

Interconnector shall be required to provide a usage forecast for planning and duct allocation purposes as stated in Section 21.2.11(F) following. The Telephone Company may provide shared conduit with dedicated inner or sub-duct. The Interconnector shall not be permitted to reserve space in the serving wire center conduit. If new conduit is required, the Telephone Company shall negotiate with the Interconnector to determine a mutually agreeable course of action to deal with the specific location. The Telephone Company reserves the right to manage its own serving wire center conduit requirements and to reserve vacant space for facility additions planned within three years as its primary use.

(C) Cable Space - Serving Wire Center Cable Vault

The Telephone Company shall provide cable trays within the Telephone Company cable vault to support the Interconnector's fiber optic cable from the vault entrance to the riser conduit described in 21.2.10(D) following. The Telephone Company shall identify all Interconnector facilities accordingly. The Telephone Company and/or vendors approved by the Telephone Company shall install the Interconnector-provided fiber optic cable in the vault. To avoid unnecessary reinforcements or rearrangements, the Interconnector shall size the fiber optic facilities to meet three-year forecasted demand, where feasible.

(D) Cable Space - Serving Wire Center Risers and Cable Racks

The Telephone Company shall provide space for installing electrical metallic tubing (EMT) between the Telephone Company cable vault and the multiplexing node. Where deemed necessary by the Telephone Company, pull boxes and/or metallic flexible tubing shall be installed to allow a secured and continuous path. These facilities shall be installed by the Telephone Company and/or

(TR19)

ACCESS SERVICE

21. Expanded Interconnection Service (Cont'd)21.2 Regulations (Cont'd)21.2.10 Manhole and Conduit Facilities (Cont'd)(D) Cable Space - Serving Wire Center Risers and Cable Racks
(Cont'd)

vendors approved by the Telephone Company with no more than one Interconnector occupying a single EMT. The Telephone Company and/or vendors approved by the Telephone Company shall install the Interconnector-provided fiber optic cable in the conduit between the cable vault and the multiplexing node. Fiber optic cables shall comply with the Telephone Company Policies and Practices relating to fire, safety, health, environmental and network safeguards. Racks, frames, equipment and fiber optic cables shall be isolated and grounded within the multiplexing node. The Telephone Company and the Interconnector shall jointly determine the length of fiber optic cable needed to reach from the EIS interconnection point to the Interconnector's multiplexing node. Any additional length of fiber optic cable needed in the multiplexing node by the Interconnector must be allowed for in calculating the required length. Special arrangements shall be agreed upon to meet unusual conditions. Added or special rearrangements requested by the Interconnector may result in additional charges to the Interconnector. Any such charges shall be filed in this tariff. All maintenance of fiber optic cables shall be performed by the Telephone Company and/or vendors approved by the Telephone Company at the Interconnector's expense as a cable maintenance nonrecurring charge described in Section 21.2.11(M) following.

21.2.11 Initiating Service(A) Contact Point

Initial requests for Physical Collocation EIS service shall be made to the Telephone Company's Interexchange Customer Service Center (ICSC). ICSC shall send application and information request forms to the Interconnector for detailed technical information.

(TR19)

ACCESS SERVICE

21. Expanded Interconnection Service (Cont'd)21.2 Regulations (Cont'd)21.2.11 Initiating Service (Cont'd)(B) Advance Payment

Subject to space availability, Physical Collocation EIS shall be provided to all Interconnectors on a first come, first served basis. The Telephone Company shall require an Advance Payment, listed in Section 21.4.1 following, per serving wire center per collocation request.

Receipt of the advance payment shall determine the order of priority on Interconnector requests. In those instances where space becomes a limited resource, the Telephone Company reserves the right to petition the Federal Communication Commission for approval of any allocation plan necessary to accommodate bona fide Interconnectors.

(E) Deposits

Deposit requirements (if required) are listed in Section 2.4.1 preceding, of this tariff.

(TR19)

ACCESS SERVICE

21. Expanded Interconnection Service (Cont'd)21.2 Regulations (Cont'd)21.2.11 Initiating Service (Cont'd)(F) Forecasts

Annually, the Interconnector shall provide the Telephone Company with a forecast of conduit space, floor space, cable space, power usage and Cross-connect usage for the next three (3) years for planning purposes. In the event such a forecast is not met, no obligation or penalty shall be incurred by the Interconnector or the Telephone Company in meeting such a forecast.

(G) Inter-Interconnector Facilities

An Interconnector shall not interconnect equipment or facilities in its multiplexing node with equipment or facilities within another Interconnector's multiplexing node by any means.

(H) Upon receipt of the Interconnector's advance payment, the Telephone Company shall make available to the Interconnector any Telephone Company-specific documentation requested by the Interconnector.

The Interconnector is responsible for obtaining all other specifications. The Telephone Company and the Interconnector shall work cooperatively to develop an equipment layout that complies with the specifications described in Sections 21.2.6(B) and 21.2.6(H) preceding, to be placed within the multiplexing node, in order to minimize space requirements.

(I) Pre-Construction Survey and Design and Construction

- (1) The Telephone Company shall conduct a Pre-Construction Survey for each Interconnector request for floor space, cable space, conduit space and power for which occupancy is requested to determine the availability of such spaces to accommodate the Interconnector's facilities. In determining the availability of power and space in the Telephone Company's conduit system and serving wire center, the Telephone Company shall consider, and give preference to, its present and foreseeable needs for such spaces in order to fulfill its obligations to provide its tariffed services to its other customers.

(TR19)

ACCESS SERVICE

21. Expanded Interconnection Service (Cont'd)21.2 Regulations (Cont'd)21.2.11 Initiating Service (Cont'd)(I) Pre-Construction Survey and Design and Construction (Cont'd)

- (2) The Telephone Company shall use best efforts to notify the Interconnector within eight (8) business days whether or not the request can be met. If space is available, the Telephone Company shall provide the Interconnector a proposed Collocation Schedule for Physical Collocation EIS. This schedule shall contain the time intervals (not to exceed 120 days) for preparation of conduit space, cable space and floor space.
- (3) The Interconnector shall have thirty (30) days from the receipt of the collocation schedule to pay the Advance Payment (described in Section 21.2.11(B) preceding) and agree in writing to the Collocation Schedule.

(TR19)

ACCESS SERVICE

21. Expanded Interconnection Service (Cont'd)21.2 Regulations (Cont'd)21.2.11 Initiating Service (Cont'd)(I) Pre-Construction Survey and Design and Construction
(Cont'd)

- (4) The estimated interval in the collocation schedule (not to exceed 120 days) for turnover of space(s) shall commence from the payment by the Interconnector of the Advance Payment and receipt of the written agreement to the Collocation Schedule.

(J) Removals, Relocations and Rearrangements

- (1) Upon termination of the Interconnector's use of its multiplexing node or any portion thereof, the Interconnector shall remove its equipment from that space within thirty (30) days. Upon removal by the Interconnector of all its equipment from the multiplexing node or portion thereof, the Interconnector shall restore that multiplexing node to its original condition at time of occupancy. Due to physical and technical constraints, removal of any cable is at the Telephone Company's option.
- (2) If it becomes necessary in the Telephone Company's reasonable judgment in order to fulfill its obligations under any Law, and there are no other reasonable alternatives, the Telephone Company shall require the Interconnector to move from its multiplexing node to a multiplexing node in another location and/or reroute any of the Interconnector's facilities within the same serving wire center. The Telephone Company will make all reasonable efforts to minimize disruption of the Interconnectors' services. If the Telephone Company relocates the Interconnector to either a central office at a new location or to a new location within the central office for reasons other than an emergency, the Telephone Company will provide the Interconnector with as least 180 days' advance written notice. The Telephone Company shall bear only the costs of relocating the multiplexing node enclosure, point of termination and associated Telephone Company cabling. The Interconnector shall be responsible for relocating its equipment and facilities and any cost associated with the Telephone Company's requirement to reroute and/or replace the Interconnector facility cable. The Telephone Company and the Interconnector shall work together in good faith to minimize any

(TR19)

ACCESS SERVICE

21. Expanded Interconnection Service (Cont'd)21.2 Regulations (Cont'd)21.2.11 Initiating Service (Cont'd)(J) Removals, Relocations and Rearrangements (Cont'd)

- (2) (Cont'd)
disruption of the Interconnector's services as a result of such relocation.
- (3) Should the Interconnector wish to move equipment from one location within the collocation space to another, the Interconnector shall be responsible for removing and transporting its equipment to the new site and installing it. The Telephone Company shall treat the relocation as a removal and a new installation of Physical Collocation EIS.
- (4) Should the Telephone Company need to install additional facilities in any conduit system in which the Interconnector occupies conduit space for the purpose of meeting its own service requirements or for providing for another Interconnector, the Telephone Company shall, after notifying the Interconnector of the additional occupancy, rearrange the Interconnector's facilities in the conduit system as reasonably determined by the Telephone Company so that the additional facilities of the Telephone Company, or other Interconnector, may be accommodated. The Telephone Company and the Interconnector shall work together in good faith to minimize any disruption of the Interconnector's service as a result of such relocation. The Interconnector shall have no claim against the Telephone Company for any loss of business from full or partial interruption or interference due to any facility relocation.
- (5) In an emergency, the Telephone Company shall use reasonable efforts to notify the Interconnector, but nevertheless may rearrange the Interconnector's facilities occupying a conduit, manhole, cable vault, riser system or cable support structure without prior notification. Such rearrangement shall be at the Interconnector's expense, if such emergency is a result of the Interconnector's occupancy of space(s) under Physical Collocation EIS Service or as a result of any act or omission on the part of the Interconnector, its employees, agents or vendors.

(TR19)

ACCESS SERVICE

21. Expanded Interconnection Service (Cont'd)21.2 Regulations (Cont'd)21.2.11 Initiating Service (Cont'd)(K) Additions

Additions to an existing Interconnector's Physical Collocation EIS shall be treated the same as a request for initial service. All terms and conditions regarding the ordering of service shall apply. All appropriate nonrecurring charges shall apply. See Section 21.2.11(M) following. Upon Telephone Company receipt of a request by an Interconnector for an additional fiber optic facility from the EIS interconnection point to the multiplexing node, the Telephone Company shall ask the Interconnector to replace existing fiber optic cable(s) by combining the new requirement with the existing fiber optic cable requirement and extending one (1) fiber optic cable from the EIS interconnection point to the multiplexing node. Any splices required by the Interconnector to achieve this requisite will be completed by the Interconnector outside the Telephone Company facilities (manhole, conduit, vault or building). Upon completion of installation of the new consolidated Interconnector fiber optic cable from the EIS interconnection point to the multiplexing node, under the same terms of Section 21.2.8(A) preceding, the Interconnector shall be responsible for the transfer of all working facilities from the existing fiber optic cable to the new fiber optic cable at no cost to the Telephone Company. After receipt of written notification from the Interconnector that the existing fiber optic cable(s) have been removed from service and physically cut at the multiplexing node the Telephone Company shall (at its option) remove said fiber optic cables(s) from the EIS interconnection point to the multiplexing node.

(L) Modifications

Where the Interconnector intends to modify, move, replace or add to equipment or facilities within or about the multiplexing node and requires special consideration (e.g., use of freight elevators, loading dock, staging area, etc.), the Interconnector shall request and receive written consent from the Telephone Company. Such consent shall not be unreasonably withheld.

(TR19)

ACCESS SERVICE

21. Expanded Interconnection Service (Cont'd)21.2 Regulations (Cont'd)21.2.11 Initiating Service (Cont'd)(M) Nonrecurring Charges

Nonrecurring charges are those costs of providing Physical Collocation EIS that are not monthly recurring costs. If an initial Interconnector has paid a nonrecurring charge for an asset and is succeeded by another Interconnector who uses that asset, the initial Interconnector will be credited the remaining undepreciated amount of the equipment and the cage construction cost upon occupancy by the subsequent Interconnector. The subsequent Interconnector will be responsible for paying the remaining undepreciated amount of the cost. If the Telephone Company uses an asset for which an Interconnector paid a nonrecurring charge, the Telephone Company will make a pro rata refund to the Interconnector. There are five (5) nonrecurring charges specific to Physical Collocation EIS:

- (1) Construction - This charge covers the costs for design, engineering and construction of the Interconnector's collocation space and the multiplexing node enclosure (if any).

(TR19)

ACCESS SERVICE

21. Expanded Interconnection Service (Cont'd)21.2 Regulations (Cont'd)21.2.11 Initiating Service (Cont'd)(M) Nonrecurring Charges (Cont'd)

- (2) Entrance Facility Installation - This charge covers the cost of installing the Interconnector provided fiber optic cable from the EIS interconnection point to the multiplexing node. Entrance Facility installation costs shall also be assessed for the installation of the additional Interconnector facilities subsequent to the initial installation of Physical Collocation EIS.
- (3) Supervision - This charge covers the cost of supervising Interconnector personnel while on Telephone Company premises. Supervision is described in Section 21.2.7 preceding, and supervision rates are listed in Section 21.4.4 following.

(TR19)

ACCESS SERVICE

21. Expanded Interconnection Service (Cont'd)21.2 Regulations (Cont'd)21.2.11 Initiating Service (Cont'd)(M) Nonrecurring Charges (Cont'd)

- (4) Cable Maintenance and Rearrangement - This charge covers such activities as maintenance and repair of installed Interconnector fiber optic cable and rearrangement of installed Interconnector fiber optic cable. Telephone Company costs shall be calculated from the additional labor rates in Section 13 following. Any material items expended and any subcontractor costs incurred shall also be included. All these costs shall be included in providing Cable Maintenance and Rearrangement.
- (5) Other - This charge covers all requests by an Interconnector for the Telephone Company to provide a service not covered by a specific recurring or nonrecurring charge. Telephone Company costs shall be calculated from the additional labor rates in Section 13 following. Any material items expended and any subcontractor costs incurred shall also be included. All these costs shall be included in providing the requested service. Any other per person costs of Telephone Company personnel shall be at the loaded wage rate for the job title. These other per person costs are not specified in this Tariff due to the inability of the Telephone Company to predict what services an Interconnector might need. Such labor rates shall be filed in this tariff upon their request by an Interconnector.

(N) Reselling Space or Sub-leasing

The Interconnector shall not provide or make space available to any third party within any of the Telephone Company spaces (e.g., EIS interconnection point, conduit space, cable space, multiplexing node) provided to the Interconnector under Physical Collocation EIS, whether by sale, sub-lease or other assignment or transfer of any right or interest in such Telephone Company spaces.

(TR19)

ACCESS SERVICE

21. Expanded Interconnection Service (Cont'd)21.2 Regulations (Cont'd)21.2.11 Initiating Service (Cont'd)(O) Successors in Interest and Assigns

All obligations and duties of any Interconnector under this tariff shall be binding on all successors in interest and assigns of said Interconnector.

21.2.12 Confidential Information

The Telephone Company shall hold in confidence information provided to it by the Interconnector in the process of providing Physical Collocation EIS and information known to the Telephone Company as a result of the interconnection of equipment contained in multiplexing node to the Telephone Company facilities and services. The Interconnector shall hold in confidence information provided to it by the Telephone Company in the process of providing Physical Collocation EIS and information known to the Interconnector as a result of its presence in the Telephone Company spaces. Neither Party (Telephone Company or Interconnector) is obligated to hold in confidence information that:

- * Is already known to the Party free of any obligation to keep confidential;
- * Was or becomes publicly available by other than unauthorized disclosure; or
- * Was rightfully obtained from a third party not obligated to hold such information in confidence.

(TR19)

ACCESS SERVICE

21. Expanded Interconnection Service (Cont'd)21.3 Rate Structure and Rates21.3.1 Rate Structure

- (A) There are four (4) monthly rate elements for Physical Collocation of Expanded Interconnection Service:

Floor Space
Conduit Facilities
Power Feed
Cross-connect

Floor space, conduit facilities and power feed rates may vary by serving wire center.

The cross-connect rates are shown in Section 21.4.5 following.

- (B) Floor space - This covers costs of preparation and provisioning of the physical floor space and construction of an enclosure (if any).
- (C) Conduit facilities - This covers the per fiber optic cable costs of both the conduit space and the cable space. Some of the items included are: EIS interconnection point (e.g. the manhole); the conduit to the serving wire center vault; any splices; the riser conduit and cable runway to the collocation space.
- (D) Power feed - This covers the per equipment frame or rack cost of 48 volt DC power and cabling and power distribution panels. A minimum of two (2) power feeds, at fifteen (15) amperes maximum each, are required for the initial 100 square foot multiplexing node.
- (E) Advance payment - Upon request for a multiplexing node or additions thereto but prior to commencement of any activity, the Interconnector shall provide the Telephone Company with an advance payment representing 50 percent of the Construction nonrecurring rate as set forth in Section 21.4.2 following, plus 50 percent of the Entrance Facility Installation nonrecurring rate as set forth in Section 21.4.2 following.

(TR19)

ACCESS SERVICE

21. Expanded Interconnection Service (Cont'd)21.3 Rate Structure and Rates (Cont'd)21.3.1 Rate Structure (Cont'd)

- (H) The Interconnector shall provide the Telephone Company with a resale certificate for each customer of the Interconnector for exemption of sales and federal excise taxes.
- (I) Billing for the recurring rates, shown in Sections 21.4.2 following, shall commence on the occupancy date as specified in Section 21.2.6(G) preceding.
- (J) The Telephone Company may change the rates for Physical Collocation EIS at any time.
- (K) The Interconnector shall reimburse the Telephone Company for all reasonable repair or restoration costs incurred by the Telephone Company associated with damage or destruction caused by the Interconnector's personnel, agents, suppliers, contractors or visitors.
- (L) Cross-connect - This covers the cost of the connection between the Interconnector's multiplexing node and the Telephone Company's network facilities.

(TR19)

ACCESS SERVICE

21. Expanded Interconnection Service (Cont'd)21.3 Rate Structure and Rates (Cont'd)21.3.2 Physical Collocation EIS - Serving Wire Center Specific Rates

- (A) Floor space - 100 square foot standard - per square foot per month:

Wire Center Name	CLLI Code	USOC	Rate
1440 "M" St. Lincoln, NE	LNCLNEXL	FLS	\$4.38

- (B) Conduit facilities - EIS Interconnection point to multiplexing node - per conduit facility per month:

Wire Center Name	CLLI Code	USOC	Rate
1440 "M" St. Lincoln, NE	LNCLNEXL	CND	\$123.19

- (C) 48 Volt power feed - Fifteen (15) amperes maximum each - per equipment frame or rack per month. A minimum of two (2) for the initial 100 square feet of space:

Wire Center Name	CLLI Code	USOC	Rate
1440 "M" St. Lincoln, NE	LNCLNEXL	PWR	\$71.06

- (D) Construction - Preparation of the central office space for physical collocation and construction of the Interconnector's multiplexing node enclosure - per serving wire center per collocation request:

Wire Center Name	CLLI Code	Nonrecurring USOC	Rate
1440 "M" St. Lincoln, NE	LNCLNEXL	CON	\$5,167.05

- (E) Entrance Facility Installation - Installation of an interconnection arrangement from the manhole to the Interconnector's multiplexing node - per serving wire center per collocation request:

Wire Center Name	CLLI Code	Nonrecurring USOC	Rate
1440 "M" St. Lincoln, NE	LNCLNEXL	EFT	\$2,249.10

(TR19)

ACCESS SERVICE

21. Expanded Interconnection Service (Cont'd)21.3 Rate Structure and Rates (Cont'd)21.3.4 Supervision

The following rates shall be assessed for supervision of Interconnector personnel while on Telephone Company premises. Rates are per hour or fraction thereof. A minimum of two (2) hours per instance of Interconnector supervision shall be assessed. A call-out of a Telephone Company employee at a time not coinciding with the employee's scheduled work period (e.g., 7:00 a.m. to 4:00 p.m.) shall be subject to a minimum charge of four (4) hours.

Time Periods - Windstream Nebraska

Basic Time, normally scheduled working hours, per supervisor, per hour.

<u>Office</u> <u>Name</u>	<u>CLLI</u> <u>Code</u>	<u>Job</u> <u>Title</u>	<u>USOC</u>	<u>Rate</u>
1440 "M" St. Lincoln, NE	LNCLNEXL	Network Technician	ALE	\$39.60

Overtime, outside normally scheduled working hours on a schedule work day, per supervisor, per hour.

<u>Office</u> <u>Name</u>	<u>CLLI</u> <u>Code</u>	<u>Job</u> <u>Title</u>	<u>USOC</u>	<u>Rate</u>
1440 "M" St. Lincoln, NE	LNCLNEXL	Network Technician	ALE	\$59.40

Premium Time, outside scheduled work day, per supervisor, per hour.

<u>Office</u> <u>Name</u>	<u>CLLI</u> <u>Code</u>	<u>Job</u> <u>Title</u>	<u>USOC</u>	<u>Rate</u>
1440 "M" St. Lincoln, NE	LNCLNEXL	Network Technician	ALE	\$79.20

(TR19)

ACCESS SERVICES

22. Grandfathered Discount Plans22.1 Rate and Charge Regulations

Customers who currently receive discounts on their switched or special access services as listed following will be grandfathered beginning August 18, 2006 and will remain grandfathered until the term of the plan has expired. After the term has expired, all new services that were receiving a discount per this tariff language will revert to monthly rates per the applicable switched or special access sections found in Section 17.

Beginning with the effective date of this tariff page, no new customers will be offered a discount from any of the discount plans listed in this section.

22.1.1 Switched Access DS1 Term Payment Plan(A) Description

The Switched DS1 Term Payment Plan (TPP) allows customers discounts for DS1 Entrance Facilities (EF) in exchange for term and minimum quantity commitments. This service is available on single state level only. TPP is offered for 1year term commitment period. All TPP DS1 Entrance Facilities (at the state level) will be billed the same rate, depending on the length of term selected by the customer.

(B) Discount Factors

Discount factors are percentage discounts applied to the DS1 Month-to-Month First System rate as shown in Section 17 to derive the applicable tariff rate for the term commitment period. The resulting discounted tariff rate will be calculated to the same number of decimal places as the undiscounted tariff rate.

Customers will be billed Entrance Facility charges for the term commitment period based on the tariffed discounted rate as shown in Section 17. The billable portion (the complement of the discount factor) of the non-discounted tariffed rate used to derive the discounted rate will also be displayed on the customer's service record (CSR).

Furthermore, a rate cap will apply under a plan where no shortfalls, reassessment of savings or early termination occurs. The rate cap is generally equal to the undiscounted rate at the beginning of the plan. If price increases occur and the discounted rate as shown in 22.5.1 exceeds the rate cap, the rate cap is charged in place of the discounted rate.

(C) Annual Commitment Levels

To obtain the price discount, the customer agrees to subscribe to a minimum level of DS1 Entrance Facilities over a committed period of time. The commitment is expressed as a monthly quantity of units associated with the various rate elements. To meet its commitment, a customer must meet both an Average Monthly Billed Quantity (AMQ) and an In-service (the quantity in service during the last month of each annual assessment period) Billed Quantity level (ISQ).

(TR19)

ACCESS SERVICES

22. Grandfathered Discount Plans (Cont'd)22.1 Rate and Charge Regulations (Cont'd)22.1.1 Switched Access DS1 Term Payment Plan (Cont'd)(D) Start and Stop Date

The Term commitment period is initiated at the beginning of a month (start date) and is completed, in one-year increments, at the end of a pre-determined month (stop date). During this time period, the discount is applied to the base rate.

(E) Anniversary Dates

Anniversary dates occur between the start and stop dates. For a one-year plan, the anniversary date is the end date of the plan.

(F) Rate Changes

Decreases in the TPP monthly recurring Entrance Facility rates will be passed on to subscribers.

(G) Minimum Commitment Levels

To initiate a TPP, a minimum commitment of 30 DS1 Entrance Facilities is required. The commitment levels will be met if the customer has met the minimum number of AMQ and ISQ units in service during the annual review.

The "commitment level" is determined by the number of DS1 facilities. For example, a shared use DS1 will count as a full DS1 toward the commitment level. All Entrance facilities subscribed to a term commitment plan between a Customer Designated Location and its serving wire center must be subscribed to the same term plan. Term commitments may vary between switched and special access services on shared use facilities.

(H) Changes to Commitment Levels

Written notice must be submitted by the customer to change the commitment level of DS1 Entrance Facilities. Resubscription will be required if as a result of increasing or decreasing the commitment level, service is changed from a TPP to a standard month-to-month or OPP arrangement. Only one TPP arrangement will be allowed per customer for each term period.

(I) TPP Plan Subscription

When the customer elects to subscribe to a TPP they must specify, in writing, the enrollment date (which will be the anniversary date) and the commitment level.

To convert existing DS1 OPP Entrance Facilities to a TPP, no termination liabilities will be assessed if the TPP period selected is equal to or longer in length than the time remaining for the existing DS1 OPP. If the TPP period is shorter in length than the time remaining on the existing DS1 OPP, the change to TPP constitutes a disconnect of the DS1 OPP and termination liabilities will apply.

(TR19)

ACCESS SERVICES

22. Grandfathered Discount Plans (Cont'd)22.1 Rate and Charge Regulations (Cont'd)22.1.1 Switched Access DS1 Term Payment Plan (Cont'd)(J) Shortfall and Early Termination

When a DS1 TPP service is discontinued prior to the end of the term commitment period or the number of DS1 Entrance Facilities under the plan falls below 100% of the commitment level, the customer may be liable for shortfall, reassessment of savings and early termination charges.

(K) Determination:

Each plan will be reviewed at the end of the third month following plan anniversary or early termination date to determine if commitment levels were achieved. AMQ and ISQ shortfall monthly units will be assessed and applied independently of each other.

(L) Assessment:

Shortfall calculation - A comparison of actual AMQ to committed AMQ and actual to committed ISQ is made. The difference is multiplied by a shortfall factor of 20 percent. The resultant shortfall monthly units are rated at the current tariff rate.

Reassessment of savings calculation - A comparison of actual AMQ to committed AMQ and actual ISQ to committed ISQ is made. For a one-year plan, actual units are re-rated at the current tariff rate. The difference between the actual units rated at the current tariff rate and at the discounted rate represents the reassessment of savings.

For a multi-year plan terminating after the first year, actual units are re-rated using the discount factor for a plan of that length. For example, a five-year plan terminating in the third year would re-rate all actual units using the discount rate for a three-year plan.

Early Termination Calculation (applicable during the first six months of a multi-year term commitment plan only). 100% of the average monthly commitment units for six months (penalty months) are rated at the current tariff rate.

The following describes the application of shortfall charges and early termination charges:

- If actual units are less than the commitment, the shortfall penalties apply.
- If termination occurs during the first six months of the plan, the shortfall penalty, reassessment of savings and early termination charges apply.
- If termination occurs after six months but before one year, the shortfall and reassessment of savings penalties apply.
- If termination occurs after one year but before a plan's stop date, actual units for all previous months are re-rated using the discount rate for a plan of that length. In addition, the shortfall unit charge for the year in which the termination occurs also applies.

A customer may subscribe to only one plan for each term period within a given state.

(TR19)

ACCESS SERVICES

22. Grandfathered Discount Plans (Cont'd)22.1 Rate and Charge Regulations (Cont'd)22.1.1 Switched Access DS1 Term Payment Plan (Cont'd)(M) TPP Conditions

After subscribing to a TPP, the customer may add or delete DS1 Entrance Facilities rated at the specified term commitment rate at any time during the plan.

(N) TPP Nonrecurring Charge

Customers subscribing to a TPP will be assessed a nonrecurring charge per Entrance Facility except in the following conditions:

- when converting standard month-to-month DS1 Entrance Facilities to a TPP.
- when converting DS1 OPPs to a TPP at plan enrollment.
- when converting DS1 OPPs to a TPP at a time other than plan enrollment if the DS1 OPP has been billed for at least six months.

(O) Changes in Length of an TPP Period

Prior to the expiration of a TPP period, the customer may elect to convert to a new TPP period of the same or different length, subject to the following conditions:

- no credit will be given for the new term commitment period for payments made under the original TPP arrangement.
- NRCs will not be reapplied for existing service(s).
- if the new TPP period is shorter in length than the time remaining under the existing TPP, the change to the new TPP period constitutes a disconnect of service and termination liability charges will apply.
- the rates for the new period will be the rates currently in effect at the time of the change.

(P) Ordering and Renewal Options

A customer must request a TPP in writing via subscription; however, an ASR form will not be required to subscribe.

A customer may, at any time during the TPP, renew the plan based upon current market and tariff conditions, provided the new plan's expiration date occurs no sooner than the current TPP expiration date and the new plan is at the same or larger commitment. At the expiration of a TPP period, the customer may select a new TPP period, convert to a month-to-month payment plan or select an OPP arrangement.

Unless advance written notification is received from the customer, an expired TPP will be renewed for one year at current tariff terms.

(TR19)

ACCESS SERVICES

22. Grandfathered Discount Plans (Cont'd)22.1 Rate and Charge Regulations (Cont'd)22.1.1 Switched Access DS1 Term Payment Plan (Cont'd)

Should the recurring charges for a customers TPP service increase from the original recurring charges during the term commitment period, the customer may, at their option, terminate the TPP service without penalty or liability.

Written notice for discontinuance of a TPP arrangement must be given by the customer at least thirty days prior to actual discontinuance. Monthly recurring charges under the plan will apply for a period of thirty days from the date the Company receives discontinuance notification or until the end of the month following receipt of discontinuance notification, whichever period is longer.

(Q) Upgrade to Higher Speed Service

The customer may upgrade service to a higher speed during a TPP period. The upgraded service will be subject to all appropriate NRCs.

If both of the following conditions exist, the commitment level will be decreased by the number of TPP DS1 Entrance Facilities that are upgraded to a higher speed service:

- the customer must notify GTE in writing in addition to issuing an ASR for the higher speed service.
- the higher speed term commitment period must be equal to or longer in length than the time remaining under the TPP.

(TR19)

ACCESS SERVICE

22. Grandfathered Discount Plans (Cont'd)22.2 Federal Payment Plan (FPP)22.2.1 General

Customers who currently receive discounts on their switched or special access services as listed following will be grandfathered beginning August 18, 2006 and will remain grandfathered until the term of the plan has expired. After the term has expired, all new services that were receiving a discount per this tariff language will revert to monthly rates per the applicable switched or special access sections found in Section 17.

Beginning August 18, 2006, no new customers will be offered a discount from any of the discount plans listed in this section.

The Federal Payment Plan (FPP) - DS1, DDS, Four-Wire Voiceband or DS3 service will be provided to the Federal Government or any customer awarded a contract, with a minimum three year period, to provide telecommunications service(s) for the exclusive use of the Federal Government and its authorized agents. The FPP will allow each of the Federal Government's authorized customers providing network services under contract to obtain DS1, DDS, Four-Wire Voiceband and DS3 Channel Terms at rates contained in this section. FPP DS3 services will be filed on an Individual Case Basis (ICB).

In addition to the specific terms and conditions of this plan, all other regulations in Section 5 pertaining to DS1, DDS, Four-Wire Voiceband and DS3 services are applicable. For Channel Mileage associated with DDS and Four-Wire Voiceband FPP services, the RSP monthly recurring charges will apply, as follows. For a three year FPP term, the three-year RSP transport rate is applicable. For either the five-year or six to fifteen year terms, the five-year RSP transport rate will apply. All other associated rate elements or additional features are available at the tariffed rates and regulations. Special construction may apply as specified in Valor FCC No.2 Special Construction Tariff.

(TR19)

ACCESS SERVICE

22. Grandfathered Discount Plans (Cont'd)22.2 Federal Payment Plan (FPP) (Cont'd)22.2.2 Rate Regulations(A) FPP Enrollment

At enrollment, unless the customer of record is the Federal Government, the customer will provide in writing, a description of the Federal Government contract, a forecast of services desired, and a term ending date which may be three years, five years or six years not to exceed 15 years. If the option of six to fifteen years is chosen, the ending date must be the same as the government contract ending date.

(B) Adding Services to the Plan

Except for FPP DS3 service which is provided on an ICB basis, the customer may add DS1, DDS or Four-Wire Voiceband services to the plan at any time during the term of the FPP. The services added will have the same term ending date.

(C) Rebid Provision

If as a result of a Federal Government contract rebid provision any DS1, DDS or Four-Wire Voiceband services under an FPP are discontinued by the customer as a direct result of the rebid process, termination liabilities will not apply.

(D) Mandated Site Closing

If, as a result of a Federal Government mandated site closing, any DS1, DDS, Four-Wire Voiceband, or DS3 services under the FPP are discontinued, termination liabilities will not apply.

(E) CDL Change

In the case where the government agency(s) at a current CDL chooses or is ordered to move to a new CDL, and the new CDL requires the same or more DS1, DDS or Four-Wire Voiceband services, no termination liabilities will apply.

(TR19)

ACCESS SERVICE

22. Grandfathered Discount Plans (Cont'd)22.2 Federal Payment Plan (FPP) (Cont'd)22.2.2 Rate Regulations (Cont'd)(F) Change in Term

Should the Federal Government extend their contract and the customer wants to extend the FPP to match the new contract, the customer shall provide written notice to the Telephone Company. The Telephone Company will extend the ending date to match the new contract date. If the term ends and the customer does not provide us with a new ending date within 90 days, the rates will be converted to the standard month-to-month rates.

The same term originally established will be used when applying rates unless the customer qualifies for longer-term rates based on the remaining life of the term.

(G) Multiple Contracts

Each customer that has contracts with the Federal Government may have multiple contracts and a different ending date for each Federal Government contract.

(H) Upgrade to Higher Speed Service

The customer may choose to upgrade service to a higher speed during the FPP period. The upgraded service will be subject to all appropriate NRCs. If the term selected for the higher speed service extends for a longer period than the remaining time of the FPP or seven years if there is more than seven years remaining on the FPP, no termination liabilities will apply.

(I) Termination Liabilities

Except for FPP DS3 service, when an FPP service is discontinued prior to the end of the period, termination liability charges will apply based on the remainder of FPP period and the date of the disconnect. The termination liability rates shall be as set forth in this section.

<u>Year in Which Service is Discontinued</u>	<u>Liability Rate</u>
1 - 3	20%
22 - 15	10%

(TR19)

ACCESS SERVICE

22. Grandfathered Discount Plans (Cont'd)22.2 Federal Payment Plan (FPP) (Cont'd)22.2.2 Rate Regulations (Cont'd)(J) NRCs

There will be no nonrecurring charges for DS1 Channel Terms ordered for FPP services, however, nonrecurring charges in Section 5 pertaining to DDS, and Four-Wire Voiceband services will apply for installation of new DDS and Four-Wire Voiceband Channel Terms. The NRC associated with an ICB for FPP DS3 services will be filed on an individual case basis.

(K) Rate Changes

The FPP rates will be at or below the TPP rates if TPP is available. The 6 to 15 year FPP rate will be less than the 5-year FPP rate.

22.3 Optional Payment Plan22.3.1 Rate Regulations

Customers who currently receive discounts on their switched or special access services as listed following will be grandfathered beginning August 18, 2006 and will remain grandfathered until the term of the plan has expired. After the term has expired, all new services that were receiving a discount per this tariff language will revert to monthly rates per the applicable switched or special access sections found in Section 17.

(TR19)

ACCESS SERVICE

22. Grandfathered Discount Plans (Cont'd)22.3 Optional Payment Plan (Cont'd)22.3.1 Rate Regulations (Cont'd)

Beginning with the effective date of this tariff page, no new customers will be offered a discount from any of the discount plans listed in this section.

(A) General

- (1) The terms and conditions specified herein are applicable to FT1, FiberConnect, and DDS services. Additional terms and conditions for FT1 OPP are set forth in Section 7. Additional terms and conditions for DDS are set forth in Section 7.
- (2) Only the Special Access Line (Channel Term) rate element is available under an OPP. All other associated rate elements or additional features are available at the standard month-to-month tariffed rates and regulations.
- (3) FT1 OPP Channel Term rates will not be greater than standard month-to-month Channel Term rates. FiberConnect is not available on a month-to-month basis.
- (4) Three year and five year OPP rates will be equal to or less than the one-year OPP rates. Decreases to the one-year OPP will flow through to the three-year and five year OPP.
- (5) Payment periods of one year, three year, and five years are available to all customers at the applicable rates set forth in this section regardless of when they subscribe to an OPP arrangement.
- (6) The customer must designate on the ASR the payment period for the OPP.
- (7) Inside moves, provided in accordance with Section 5, will not incur termination liability charges.
- (8) Outside moves provided in accordance with Section 6 will allow the customer to retain the same OPP payment period. Any other move will be treated as a disconnect of the service and termination liability charges will apply.

(TR19)

ACCESS SERVICE

22. Grandfathered Discount Plans (Cont'd)22.3 Optional Payment Plan (OPP) (Cont'd)22.3.1 Rate Regulations (Cont'd)(B) Changes in Length of OPP Period

Prior to the completion of the selected OPP period, the customer may elect to convert to a new OPP period of the same or different length, subject to the following conditions:

- No credit toward the new payment period will be given for payments made under the original OPP arrangement.
- Nonrecurring charges will not be reapplied for existing service(s).
- If the new OPP period is shorter in length than the time remaining under the existing OPP, the change to the new OPP period constitutes a disconnect of the existing OPP service and termination liability charges apply.

(C) Renewal Options

- (1) At the expiration of an OPP period, the Telephone Company will automatically renew the service at the same OPP period unless the customer chooses to convert to a different OPP period, convert to month-to-month rates (except FiberConnect) or discontinue service.
- (2) Conversion to a different OPP period will require the customer to submit a change order ASR. Conversion to a different OPP period will be allowed without application of any nonrecurring or ordering charges.
- (3) Conversion to month-to-month rates will be treated as a disconnect of service and establishment of new service. If no other changes are ordered, no NRCs will apply.

(D) Notification of Discontinuance

An ASR for discontinuance of an OPP arrangement must be received by the Telephone Company at least thirty (30) days prior to actual disconnect of service. Monthly charges will apply for a period of thirty (30) days from the date the Telephone Company receives disconnect notification or until the requested disconnect date, whichever period is longer.

(TR19)

ACCESS SERVICE

22. Grandfathered Discount Plans (Cont'd)22.3 Optional Payment Plan (OPP) (Cont'd)22.3.1 Rate Regulations (Cont'd)(E) Upgrade to Higher Speed Service

Customers may elect to upgrade service(s) to a higher speed during an OPP period, subject to the following conditions:

- The upgraded service will be subject to all appropriate nonrecurring charges.
- Termination liability charges will not apply as long as the upgraded service remains connected at the same point of termination(s) or meets the requirements set forth in (F).
- If the upgrade involves establishing a multiplexing arrangement, termination liability charges will not apply if the hub wire center is the same one associated with the customer designated location.

(F) Termination Liability

When an OPP service is discontinued prior to the end of the period, termination liability charges, as set forth below, will apply based on the remainder of the OPP period in effect at the time of disconnect.

One Year OPP - 50% of any remaining portion of the first year's recurring charges.

Three Year OPP - 50% of any remaining portion of the first year's recurring charges. In addition, for any remaining portion of the second and third years, the customer will be liable for 10% of the total monthly recurring charges in that time period.

Five Year OPP - 50% of any remaining portion of the first year's recurring charges. In addition, for any remaining portion of the second through fifth years, the customer will be liable for 20% of the total monthly recurring charges in that time period.

(TR19)

ACCESS SERVICE

22. Grandfathered Discount Plans (Cont'd)22.3 Optional Payment Plan (OPP) (Cont'd)22.3.1 Rate Regulations (Cont'd)(F) Termination Without Liability

During an OPP period, should the currently effective rate for a customer's service increase, the customer may, at their option, terminate the OPP arrangement without penalty or liability.

(G) OPP for FT1 Service

A customer may change from DS1 OPP service to an FT1 OPP service subject to the following rate applications. Also, a customer may change the number of channels of an N x 56 Kbps or N x 622 Kbps service to another higher value of N (where N = 2, 22 or 6), subject to the following rate applications:

- The changed service will be subject to all appropriate nonrecurring charges.
- Termination liability charges will not apply as long as the changed service remains connected at the same point of termination(s) or meets the requirements of (F), proceeding.
- If the change involves establishing a multiplexing arrangement, termination liability charges will not apply if the hub wire center is the same one associated with the customer designated location.

(TR19)

ACCESS SERVICE

22. Grandfathered Discount Plans (Cont'd)22.3 Optional Payment Plan (OPP) (Cont'd)22.3.1 Rate Regulations (Cont'd)(H) OPP for DDS

- (1) For conversion of existing month-to-month DDS to an OPP arrangement, the customer will be required to submit a change order ASR to convert to the OPP. No service or billing interruption will occur when a customer converts from month-to-month rates to OPP rates. If no other changes to the service are ordered, no charges will apply.
- (2) A customer may upgrade from a DDS OPP to an FT1 OPP subject to the following rate applications:
 - The changed service will be subject to all appropriate nonrecurring charges.
 - Termination liability charges will not apply as long as the changed service remains connected at the same point(s) of termination or meets the requirements of 22.22.1 (F).

(TR19)

ACCESS SERVICE

22. Grandfathered Discount Plans (Cont'd)22.4 Term Payment Plans – Switched Access Services

Customers who currently receive discounts on their switched or special access services as listed following will be grandfathered beginning August 18, 2006 and will remain grandfathered until the term of the plan has expired. After the term has expired, all new services that were receiving a discount per this tariff language will revert to monthly rates per the applicable switched or special access sections found in Section 17.

Beginning with the effective date of this tariff page, no new customers will be offered a discount from any of the discount plans listed in this section.

22.4.1 DS1 Entrance Facility

	<u>All or Zone 1</u>	<u>Rate Zone 2</u>	<u>Rate Zone 3</u>
(A) <u>Optional Payment Plan – One Year - Monthly Rate</u>			
Valor Oklahoma	275.00	275.00	275.00
Valor New Mexico #1164	275.00		
Valor New Mexico #1193	275.00		
Valor Texas #1163	240.00	262.50	257.00
Valor Texas #1181	240.00		
(B) <u>Optional Payment Plan – Three Year - Monthly Rate</u>			
Valor Oklahoma	275.00	275.00	275.00
Valor New Mexico #1164	275.00		
Valor New Mexico #1193	275.00		
Valor Texas #1163	240.00	262.50	230.00
Valor Texas #1181	240.00		

(TR19)

ACCESS SERVICE

22. Grandfathered Discount Plans (Cont'd)22.4 Term Payment Plans – Switched Access Services (Cont'd)

Customers who currently receive discounts on their switched or special access services as listed following will be grandfathered August 18, 2006 and will remain grandfathered until the term of the plan has expired. After the term has expired, all new services that were receiving a discount per this tariff language will revert to monthly rates per the applicable switched or special access sections found in Section 17.

Beginning with the effective date of this tariff page, no new customers will be offered a discount from any of the discount plans listed in this section.

22.4.1 DS1 Entrance Facility(C) Term Payment Plan - First DS1(1) Nonrecurring Charge

	<u>All or</u> <u>Zone 1</u>	<u>Rate</u> <u>Zone 2</u>	<u>Rate</u> <u>Zone 3</u>
Valor Oklahoma	450.00		
Valor New Mexico #1164	450.00		
Valor New Mexico #1193	450.00		
Valor Texas #1163	450.00		
Valor Texas #1181	450.00		

(2) Term Payment Plan –
One Year - Monthly Rate

Valor Oklahoma	222.00	222.00	222.00
Valor New Mexico #1164	188.00		
Valor New Mexico #1193	160.00		
Valor Texas #1163	234.00	238.50	256.50
Valor Texas #1181	236.55		

(3) Term Payment Plan –
Two Year - Monthly Rate

Valor Oklahoma	206.25	206.25	206.25
Valor New Mexico #1164	176.25		
Valor New Mexico #1193	150.00		
Valor Texas #1163	222.00	225.25	242.25
Valor Texas #1181	223.41		

(TR19)

ACCESS SERVICE

22. Grandfathered Discount Plans (Cont'd)22.5 Term Payment Plans – Switched Access Services

Customers who currently receive discounts on their switched or special access services as listed following will be grandfathered August 18, 2006 and will remain grandfathered until the term of the plan has expired. After the term has expired, all new services that were receiving a discount per this tariff language will revert to monthly rates per the applicable switched or special access sections found in Section 17.

Beginning with the effective date of this tariff page, no new customers will be offered a discount from any of the discount plans listed in this section.

22.4.1 DS1 Entrance Facility(C) Term Payment Plan - First DS1

	<u>All or Zone 1</u>	<u>Rate Zone 2</u>	<u>Rate Zone 3</u>
(4) <u>Term Payment Plan – Three Year - Monthly Rate</u>			
Valor Oklahoma	192.50	192.50	192.50
Valor New Mexico #1164	164.50		
Valor New Mexico #1193	140.00		
Valor Texas #1163	208.00	212.00	228.00
Valor Texas #1181	210.26		

(5) Term Payment Plan –
Five Year - Monthly Rate

Valor Oklahoma	178.75	178.75	178.75
Valor New Mexico #1164	152.75		
Valor New Mexico #1193	130.00		
Valor Texas #1163	182.00	185.50	199.50
Valor Texas #1181	183.98		

(TR19)

ACCESS SERVICE

22. Grandfathered Discount Plans (Cont'd)22.5 Term Payment Plans – Special Access Services

Customers who currently receive discounts on their switched or special access services as listed following will be grandfathered beginning August 18, 2006 and will remain grandfathered until the term of the plan has expired. After the term has expired, all new services that were receiving a discount per this tariff language will revert to monthly rates per the applicable switched or special access sections found in Section 17.

Beginning with the effective date of this tariff page, no new customers will be offered a discount from any of the discount plans listed in this section.

22.5.1 Digital Data Service Facilities
(2.4, 4.8, 9.6, 19.2, 56, 64,Kbps)

(A) DDS Optional Payment Plan

		2.4, 4.8 9.6, 19.2 Kbps <u>Monthly Rates</u>	
	<u>1 Year MRC</u>	<u>3 Year MRC</u>	<u>5 Year MRC</u>
Valor Oklahoma	72.00	63.00	58.50
Valor New Mexico #1164	96.00	84.00	78.00
Valor New Mexico #1193	44.36	38.82	36.04
Valor Texas #1163	116.68	103.71	90.75
Valor Texas #1181	67.50	60.00	52.50

		56, 64 Kbps <u>Monthly Rate</u>	
	<u>1 Year MRC</u>	<u>3 Year MRC</u>	<u>5 Year MRC</u>
Valor Oklahoma	76.00	66.50	61.75
Valor New Mexico #1164	96.00	84.00	78.00
Valor New Mexico #1193	78.25	54.60	50.70
Valor Texas #1163	122.72	109.08	95.45
Valor Texas #1181	81.00	72.00	63.00

Transmittal No. 1

Issued: November 17, 2000

Effective: December 2, 2000

ACCESS SERVICE

22. Grandfathered Discount Plans (Cont'd)22.5 Term Payment Plans – Special Access Services (Cont'd)

Customers who currently receive discounts on their switched or special access services as listed following will be grandfathered beginning August 18, 2006 and will remain grandfathered until the term of the plan has expired. After the term has expired, all new services that were receiving a discount per this tariff language will revert to monthly rates per the applicable switched or special access sections found in Section 17.

Beginning with the effective date of this tariff page, no new customers will be offered a discount from any of the discount plans listed in this section.

22.5.2 High Capacity Digital FT1 Facilities (Cont'd)(A) FT1 Optional Payment Plan – 2 X 56 Kbps or 2 X 64 Kbps

	One Year Monthly <u>Rate</u>	Three Year Monthly <u>Rate</u>	Five Year Monthly <u>Rate</u>	Special <u>Transport</u>	Special Transport <u>Termination</u>
Valor Oklahoma	108.00	106.00	103.00	4.08	12.00
Valor New Mexico #1164	108.00	106.00	103.00	4.08	12.00
Valor New Mexico #1193	108.00	106.00	103.00	4.08	12.00
Valor Texas #1163	92.70	82.40	72.10	6.75	18.00
Valor Texas #1181	94.50	84.00	73.50	6.75	18.00

(B) FT1 Optional Payment Plan – 4 X 56 Kbps or 4 X 64 Kbps

	One Year Monthly <u>Rate</u>	Three Year Monthly <u>Rate</u>	Five Year Monthly <u>Rate</u>	Special <u>Transport</u>	Special Transport <u>Termination</u>
Valor Oklahoma	118.00	116.00	112.00	4.11	15.00
Valor New Mexico #1164	118.00	116.00	112.00	4.11	15.00
Valor New Mexico #1193	118.00	115.00	112.00	4.14	17.00
Valor Texas #1163	108.00	96.00	84.00	6.75	18.00
Valor Texas #1181	108.00	96.00	84.00	6.75	18.00

(TR19)

ACCESS SERVICE

22. Grandfathered Discount Plans (Cont'd)22.5 Term Payment Plans – Special Access Services (Cont'd)

Customers who currently receive discounts on their switched or special access services as listed following will be grandfathered beginning August 18, 2006 and will remain grandfathered until the term of the plan has expired. After the term has expired, all new services that were receiving a discount per this tariff language will revert to monthly rates per the applicable switched or special access sections found in Section 17.

Beginning with the effective date of this tariff page, no new customers will be offered a discount from any of the discount plans listed in this section.

22.5.2 High Capacity Digital FT1 Facilities (Cont'd)(C) FT1 Optional Payment Plan – 6 X 56 Kbps or 6 X 64 Kbps

	One Year Monthly <u>Rate</u>	Three Year Monthly <u>Rate</u>	Five Year Monthly <u>Rate</u>	Special <u>Transport</u>	Special Transport <u>Termination</u>
Valor Oklahoma	124.00	121.00	108.00	4.14	17.00
Valor New Mexico #1164	124.00	121.00	110.00	4.14	17.00
Valor New Mexico #1193	124.00	121.00	110.00	4.14	17.00
Valor Texas #1163	117.00	104.00	91.00	5.85	16.20
Valor Texas #1181	117.00	104.00	91.00	5.20	14.40

(TR19)

Issued: December 19, 2008

Effective: January 3, 2009

Vice President
4001 Rodney Parham Road
Little Rock, AR 72212

ACCESS SERVICE

22. Grandfathered Discount Plans (Cont'd)22.5 Term Payment Plans – Special Access Services (Cont'd)

Customers who currently receive discounts on their switched or special access services as listed following will be grandfathered beginning August 18, 2006 and will remain grandfathered until the term of the plan has expired. After the term has expired, all new services that were receiving a discount per this tariff language will revert to monthly rates per the applicable switched or special access sections found in Section 17.

Beginning with the effective date of this tariff page, no new customers will be offered a discount from any of the discount plans listed in this section.

22.5.3 Four-Wire Voiceband Rate Stability Plan (RSP)(A) RSP Monthly Recurring Charge – Four-Wire Voiceband(1) Per Airline Mile **

	<u>Voiceband</u>
	<u>5 Year</u>
Valor Oklahoma	3.90
Valor New Mexico #1164	4.00
Valor New Mexico #1193	4.00
Valor Texas #1163	4.05
Valor Texas #1181	4.05

** These rates used only in conjunction with the Federal Discount Payment Plans.

(TR19)

 Issued: December 19, 2008

Effective: January 3, 2009

Vice President
4001 Rodney Parham Road
Little Rock, AR 72212

ACCESS SERVICE

22. Grandfathered Discount Plans (Cont'd)22.5 Term Payment Plans – Special Access Services (Cont'd)

Customers who currently receive discounts on their switched or special access services as listed following will be grandfathered beginning August 18, 2006 and will remain grandfathered until the term of the plan has expired. After the term has expired, all new services that were receiving a discount per this tariff language will revert to monthly rates per the applicable switched or special access sections found in Section 17.

22.5.4 DS1 Term Plan(A) Special Access Line, Per DS1 Channel Term(1) Term Payment Plan

	<u>Nonrecurring Charge</u>	<u>One Year Monthly Rate</u>	<u>Two Year Monthly Rate</u>
Valor Oklahoma	350.00	197.60	185.25
Valor New Mexico #1164	450.00	214.40	201.00
Valor New Mexico #1193	350.00	183.20	171.75
Valor Texas #1163 Zone 1	450.00	202.50	191.25
Valor Texas #1163 Zone 2	450.00	216.00	204.00
Valor Texas #1163 Zone 3	450.00	238.50	225.25
Valor Texas #1181	400.00	224.00	210.00

	<u>Three Year Monthly Rate</u>	<u>Five Year Monthly Rate</u>
Valor Oklahoma	172.90	160.55
Valor New Mexico #1164	187.60	174.20
Valor New Mexico #1193	160.30	148.85
Valor Texas #1163 Zone 1	168.75	135.00
Valor Texas #1163 Zone 2	192.00	168.00
Valor Texas #1163 Zone 3	212.00	185.50
Valor Texas #1181	168.00	154.00

(TR19)

ACCESS SERVICE

22. Grandfathered Discount Plans (Cont'd)22.6 FIA Offerings to the Federal Government

Customers who currently receive discounts on their switched or special access services as listed following will be grandfathered beginning August 18, 2006 and will remain grandfathered until the term of the plan has expired. After the term has expired, all new services that were receiving a discount per this tariff language will revert to monthly rates per the applicable switched or special access sections found in Section 17.

Beginning with the effective date of this tariff page, no new customers will be offered a discount from any of the discount plans listed in this section.

22.6.1 Federal Payment Plan (FPP) – DS1/DDS/Four-Wire Voiceband(A) DS1 ServiceEach Special Access Line

	<u>Three Year Monthly Rate</u>	<u>Five Year Monthly Rate</u>	<u>Six to Fifteen Year Monthly Rate</u>
Valor Oklahoma	160.00	140.00	115.00
Valor New Mexico #1164	160.00	140.00	115.00
Valor New Mexico #1193	175.00	170.00	165.00
Valor Texas #1163	160.00	140.00	115.00
Valor Texas #1181	175.00	170.00	165.00

(B) DDS Service(1) 2.4, 4.8, 9.6, 19.2 KbpsEach Special Access Line

	<u>Three Year Monthly Rate</u>	<u>Five Year Monthly Rate</u>	<u>Six to Fifteen Year Monthly Rate</u>
Valor Oklahoma	63.84	60.80	60.00
Valor New Mexico #1164	63.84	60.80	60.00
Valor New Mexico #1193			
Valor Texas #1163	63.84	60.80	60.00
Valor Texas #1181			

(TR19)

ACCESS SERVICE

22. Grandfathered Discount Plans (Cont'd)22.6 FIA Offerings to the Federal Government (Cont'd)

Customers who currently receive discounts on their switched or special access services as listed following will be grandfathered beginning August 18, 2006 and will remain grandfathered until the term of the plan has expired. After the term has expired, all new services that were receiving a discount per this tariff language will revert to monthly rates per the applicable switched or special access sections found in Section 17.

Beginning with the effective date of this tariff page, no new customers will be offered a discount from any of the discount plans listed in this section.

22.6.1 Federal Payment Plan (FPP) – DS1/DDS/Four-Wire Voiceband (Cont'd)(B) DDS Service (Cont'd)(2) 56, 64 Kbps

	<u>Each Special Access Line</u>		
	<u>Three Year Monthly Rate</u>	<u>Five Year Monthly Rate</u>	<u>Six to Fifteen Year Monthly Rate</u>
Valor Oklahoma	79.80	75.60	74.50
Valor New Mexico #1164	83.79	79.80	78.50
Valor New Mexico #1193			
Valor Texas #1163	79.80	75.60	74.50
Valor Texas #1181			

(C) Four-Wire Voiceband

	<u>Each Special Access Line</u>		
	<u>Three Year Monthly Rate</u>	<u>Five Year Monthly Rate</u>	<u>Six to Fifteen Year Monthly Rate</u>
Valor Oklahoma	39.21	37.35	37.10
Valor New Mexico #1164	40.42	38.50	38.25
Valor New Mexico #1193			
Valor Texas #1163	34.27	32.64	32.42
Valor Texas #1181			

(TR19)

ACCESS SERVICE

22. Grandfathered Discount Plans (Cont'd)22.7 Service Discount Plans

Effective January 3, 2009 regulations listed in this section will no longer be available to new Customers. New Service Discount Plan will be ordered pursuant to Section 7.2.8 preceding. Existing Customers will continue their service based on the regulations stated in this section until their service expires or is disconnected, whichever occurs first.

(A) General

Service Discount Plans apply to Special Access services, excluding Individual Case Basis (ICB) arrangements listed in 17.3.9 following, on a per circuit or per circuit leg basis. The Channel Termination (CT), Channel Mileage (CMF and CMT) and the Optional Features and Functions (OFF) monthly recurring rate elements are eligible for inclusion in a Service Discount Plan. Service Discount Plans are available for the special access services listed below:

- High Capacity 1.544 Mbps (DS1)
- High Capacity 44.736 Mbps (DS3)
- Synchronous Optical Channel 155.52 Mbps (OC3)
- Synchronous Optical Channel 622.08 (OC12)
- ADSL Network Access Link

(B) Description

For special access circuits subscribed to a Service Discount Plan, the current monthly tariff rate(s) are reduced by a fixed percentage (discount percent). The amount of the discount differs with the commitment length of the Service Discount Plan. All eligible recurring rate elements selected by the customer for the circuit on the Service Discount Plan will be discounted. The minimum period for circuits under the Service Discount Plan is defined in 5.5.1 preceding.

The fixed percent discount and the length of the Service Discount Plans are detailed in 17.3.10 following.

The discount percent can be changed by the company at any time. However, the discount percent in effect at the time the customer subscribes to the Service Discount Plan will remain in effect until the expiration of that plan.

At the end of the initial Service Discount Plan, the customer may subscribe to a new Service Discount Plan. When the customer subscribes to a new Service Discount Plan, the discount percent in effect at the time of renewal will be applied throughout the new Service Discount Plan period. If the customer does not choose a new Service Discount Plan, the rates will automatically convert to month-to-month rates without being reduced by the discount percent.

Any rate elements added to an existing circuit under a Service Discount Plan will automatically subscribe to the original circuit's minimum period and Service Discount Plan length. However, the discount percent in effect at the time the additional rate elements are added to a circuit will be utilized to discount the newly added rate elements.

(TR19)

ACCESS SERVICE

22. Grandfathered Discount Plans (Cont'd)22.7 Service Discount Plans (Cont'd)(C) Upgrading Plans

A customer may upgrade from a 36 to a 60 month Service Discount Plan without incurring termination liability charges discussed in (D) following. When a customer upgrades a Service Discount Plan, a new minimum period and term commitment obligation will be established as of the conversion date.

(D) Termination Liability

Termination Liability charges are applicable when any one of the following conditions are met:

- The customer disconnects the service or circuit prior to the expiration of the Service Discount Plan period.
- The customer requests that all channels on the service be changed to switched access service.
- The customer requests that a circuit be moved to another location.
- When the jurisdiction of the circuit changes to intrastate.
- The customer changes from a lower capacity service under a Service Discount Plan to a higher capacity service under a Service Discount Plan or a higher capacity service under a Service Discount Plan to a lower capacity service under a Service Discount Plan.

(TR19)

ACCESS SERVICE

22. Grandfathered Discount Plans (Cont'd)22.7 Service Discount Plans (Cont'd)(D) Termination Liability (Cont'd)

There are two (2) types of Termination Liability calculations. The first is when the minimum period described in 5.5.1 preceding is not fulfilled and the second is when the minimum period is fulfilled but the Service Discount Plan commitment period was not met.

When the minimum period is not fulfilled, the Termination Liability calculation is as follows:

$(\# \text{ of months in minimum period} \times \text{current monthly rate}) - (\# \text{ of months service was in place} \times (\text{current monthly rate} \times (1 - \text{discount percent})))$

As an example, a customer subscribed to a 36 month Service Discount Plan which had a 10 percent discount. The currently monthly rate is \$100. The customer disconnected service after the 5th month. The Termination Liability charges would be:

$(12 \text{ months} \times \$100) - (5 \text{ months} \times (\$100 \times (1 - 10\%)))$
= \$750 Termination Liability Charges

When the minimum period is fulfilled but the Service Discount Plan has not expired, the Termination Liability calculation is as follows:

$(\# \text{ of months service was in place} \times \text{current monthly rate} \times \text{discount percent})$

As an example, a customer subscribed to a 36 month Service Discount Plan which had a 10 percent discount. The currently monthly rate is \$100. The customer disconnected service after the 15th month. The Termination Liability charges would be:

$(15 \text{ months} \times \$100 \times 10\%)$
= \$150 Termination Liability Charges

The Termination Liability calculations noted above will apply for services ordered or in services as of April 2, 2007

(TR19)

ACCESS SERVICE

22. Grandfathered Discount Plans (Cont'd)22.8 Term Discount Plan

Effective January 3, 2009 regulations listed in this section will no longer be available to new Customers. New Term Discount Plans will be ordered pursuant to Section 7.2.8 preceding. Existing Customers will continue their service based on the regulations stated in this section until their service expires or is disconnected, whichever occurs first.

The Term Discount Plan applies to Special Access DS1 and DS3 High Capacity Service Channel Termination, Channel Mileage Facility and Channel Mileage Termination monthly rates, as set forth following. The amount of the discount differs based on the length of the service commitment period selected by the customer.

Discounts for the Term Discount Plan are only applied to High Capacity Service provided a customer within the same state and LATA by the same telephone company.

The minimum service period on a monthly rate basis is one month for DS1 service and twelve months for DS3 service.

(A) Discounts

DS1 and DS3 High Capacity Special Access Service may be ordered at the customer's option on a monthly rate or Term Discount Plan basis. Term Discounts of 36 months (3 years) or 60 months (5 years) for DS1 Service and 12 months (1 year), 36 months (3 years), 60 months (5 years) or 72 months (7 years) for DS3 are available.

The minimum service period for all Term Discount Plans is twelve months. The customer must specify the length of the service commitment period at the time the service is ordered.

For customers that subscribe to a Term Discount Plan, the Term Discount Rates as set forth in 20.3 following will be frozen from Company initiated increases, for the entire discount period at the rates in effect at the beginning of the Term Discount period.

If a Term Discount rate decrease occurs during the term of an existing Term Discount Plan, the decreased rate will be applied automatically to the remainder of the current Term Discount period.

At the end of the Term Discount period, the customer may convert to month-to-month service or subscribe to a new Term Discount Plan. If the customer does not make a choice by the end of the discount period, the rates will automatically convert to month-to-month service rates.

(TR19)

ACCESS SERVICE

22. Grandfathered Discount Plans (Cont'd)22.8 Term Discount Plan (Cont'd)(A) Discounts (Cont'd)

To be included in a Term Discount Plan, all eligible High Capacity rate elements must be ordered for the same commitment term (i.e., all 36 months or all 60 months) and with the same service date. When additional capacity is subsequently added, it will be available only on a month-to-month basis unless the discount period of the entire service is upgraded.

Eligible DS1 and DS3 High Capacity rate elements are those Channel Terminations, Channel Mileage Facility and Channel Mileage Terminations provided to a customer within the same state and LATA by the same telephone company.

(1) Upgrades in Term Discounts

Services provided under monthly rates may be upgraded to a Term Discount Plan or an existing Term Discount rate may be upgraded to a higher Term Discount Plan at any time without incurring Channel Termination nonrecurring charges or discontinuance charges for existing services. The new Term Discount Plan must meet or exceed the service term of the plan being upgraded. For example, a service with a 36-month commitment period may be upgraded to a new 36-month or 60-month service period. The monthly rates will be those that are in effect at the time the service is upgraded. A new minimum service period applies to all High Capacity Service that is upgraded

(2) Upgrades in Capacity (DS1 to DS3)

A new minimum service period applies to all upgrades. Channel Termination nonrecurring charges for an equivalent channel capacity of the existing services being upgraded to the higher speed service will not be assessed. For example, 30 DS1 Services are being upgraded to DS3 Service. A capacity of 3 is installed at the customer's request. A total of 2 DS3 Channel rate elements will be installed without Channel Termination nonrecurring charges being assessed as it will require 2 DS3 Channel rate elements to provide the equivalent channel capacity of the existing services. Channel Termination nonrecurring charges will not apply to the upgraded lower speed services placed on the higher speed service if requested at the same time as the upgrade request. Channel Termination nonrecurring charges will apply for capacity that exceeds the existing equivalent channel capacity.

(TR19)

ACCESS SERVICE

22. Grandfathered Discount Plans (Cont'd)22.8 Term Discount Plan (Cont'd)(A) Discounts (Cont'd)3) Discontinuance of Service

If the customer chooses to disconnect all or a portion of the service provided under the Term Discount Plan prior to the expiration of the Term Discount period, discontinuance charges will apply to the service or portion of the service being discontinued, as follows:

Should the customer choose to discontinue a Term Discount Plan prior to the completion of the minimum service period, discontinuance charges will apply. Discontinuance charges equal to one-hundred percent of the total undiscounted monthly rates, less any amounts previously paid, will apply for the minimum service period. In addition, discontinuance charges of fifty percent of the total undiscounted monthly DS1 or DS3 charges will apply to the remaining portion of the discount service term.

Should the customer choose to discontinue service ordered under a Term Discount Plan after the minimum service period but before the completion of the discount period, discontinuance charges will apply. Discontinuance charges of fifty percent for DS1 or DS3 Service, of the total undiscounted monthly charges will apply to the remaining portion of the discount period. For example, a customer has a DS1 or DS3 Service which it chooses to discontinue after 33 months into a 60-month service term. The discontinuance charge would be 0.50 times 27 months times the undiscounted monthly rate for that service.

22.9 Iowa Telecommunications, Inc.

(D)

|

(D)

Effective January 1, 2011 the plans listed in Sections 22.9 (A) and (B) below will not be available to new customers.

(C)

(C)

(A) DS1 Optional Payment Plan(1) Description

The DS1 Optional Payment Plan (OPP) allows a customer to order the DS1 circuit termination over a three or five year payment period at discounted Rates. The discount applies to the DS1 Special Access Line (SAL) rate element only. All SALs will be billed the same rate, depending on the length of the term selected by the customer. All other associated rate elements or additional features are subject to the standard rates and regulations.

Inside moves, provide in accordance with 5.6.4, will not incur termination liability charges. Outside moves provided in accordance with 5.6.4(B)(2) will allow the customer to retain the same OPP payment period. Any other move will be treated as a disconnect of the service and termination liability charges will apply.

(TR45)

ACCESS SERVICE

22. Grandfathered Discount Plans (Cont'd)22.9 Iowa Telecommunications, Inc. (Cont'd)(2) OPP Plan Enrollment

When the customer elects to enroll in an OPP they must specify, in writing, the enrollment date(which will be the anniversary date). The specified enrollment date must be within 30 days of receipt. By the specified date the customer must issue ASRs to add DS1 SALs to the OPP and/or convert standard arrangements to the OPP. If a DS1 service has two DS1 SALs, to include this service as part of an OPP, both DS1 Sals must be in the OPP.

(3) Changes in Length of an OPP Period

Prior to an expiration of an OPP period, the customer may elect to convert to a new OPP period of the same or different length, subject to the following conditions:

- no credit will be given for the new payment period for payments made under the original OPP arrangement.
- NRCs will not be reapplied for existing service(s).
- If the new OPP period is shorter in length than the time remaining under the existing OPP, the change to the new OPP period constitutes a disconnect of the existing OPP service and termination liability charges will apply.

The rates for the new period will be the rates currently in effect at the time of the change.

(4) Renewal Options

At the expiration of an OPP period, the Telephone Company will automatically renew the service at the same OPP period unless the customer chooses to convert to a different OPP period, convert to month-to-month rates or discontinue service.

Conversion to a different OPP period will require the customer to submit a change order ASR. Conversion to a different OPP period will be allowed without application of any nonrecurring or ordering charges.

Conversion to month-to-month rates will be treated as a disconnect of service and establishment of new service. If no other changes are order, no NRCs will apply.

(5) Notification of Discontinuance

An ASR for discontinuance of an OPP arrangement must be received by the Telephone Company at least thirty (30) days prior to actual disconnect of service. Monthly charges will apply for a period of thirty (30) days from the date the Telephone Company received disconnect notification or until the requested disconnect date, whichever period is longer.

(TR44)

ACCESS SERVICE

22. Grandfathered Discount Plans (Cont'd)22.9 Iowa Telecommunications, Inc. (Cont'd)

(6) Termination Liability

When an OPP service is discontinued prior to the end of the period, termination liability charges, as set forth below, will apply based on the remainder of the OPP period in effect at the time of disconnect.

Three Year OPP

50% of any remaining portion of the first year's recurring charges. In addition, for any remaining portion of the second and third years, the customer will be liable for 10% of the total monthly recurring charges in that time period.

Five Year OPP

50% of any remaining portion of the first year's recurring charges. In addition, for any remaining portion of the second through fifth years, the customer will be liable for 20% of the total monthly recurring charges in that time period.

(7) Termination Without Liability

During an OPP period, should the currently effective rate of a customer's service increase, the customer may, at their option, terminate the OPP arrangement without penalty or liability.

(8) Rates and Charges

Special Access Line Per DS1 SAL

Three Year Term

<u>Nonrecurring Charge</u>	<u>Monthly Rate</u>
\$350.00	\$225.00
\$225.00	

Five Year Term

<u>Nonrecurring Charge</u>	<u>Monthly Rate</u>
\$350.00	\$205.00

(TR44)

ACCESS SERVICE

22. Grandfathered Discount Plans (Cont'd)22.9 Iowa Telecommunications, Inc. (Cont'd)(B) DS3 High Capacity Service(1) DS3 Rate Structure – Option 1 (System DS3s)

SALs are provided under a System offering. Additional SALs may only be added with the same interface with Telephone Company electronics. All DS3 SALs are non-distance sensitive.

Under a 3 System DS3, additional DS3 SALs, up to a maximum of two, may be ordered by the same customer, between the same CL and serving wire center.

Group System DS3s provide a total capacity of 12 (DS3 x 12) or 24 (DS3 x 24) DS3 SALs. All DS3s in a Group System must be between the same CL and serving wire center.

When a customer requests the disconnect of a DS3 service in the 3 System DS3, an Additional System DS3 SAL must be disconnected first. When only the First DS3 service exists, that service will be disconnected.

(2) Rates and Charges- Three System DS3First Special Access Line

<u>Nonrecurring Charge</u>	<u>One Year Monthly Rate</u>	<u>Three Year Monthly Rate</u>	<u>Five Year Monthly Rate</u>	
Iowa Telecom	\$2,500.00	\$2,700.00	\$2,420.00	\$2,025.00
Iowa Telecom Systems	\$2,500.00	\$2,700.00	\$2,420.00	\$2,025.00

Each Additional DS3

Iowa Telecom Systems	\$1,000.00	\$1,777.50	\$1,605.00	\$1,245.00
----------------------	------------	------------	------------	------------

- Individual DS3 System(3 year and 5 year Terms)

<u>Three Year Monthly Rate</u>	<u>Five Year Monthly Rate</u>		
		Iowa Telecom	\$2,220.00 \$1,925.00
		Iowa Telecom Systems	\$2,220.00 \$1,925.00

(TR54)

WINDSTREAM TELEPHONE SYSTEM

TARIFF F.C.C. NO. 6
1st Revised Page 23-1
Cancels Original Page 23-1

ACCESS SERVICES

23.Reserved for Future Use

(D)

WINDSTREAM TELEPHONE SYSTEM

TARIFF F.C.C. NO. 6
1st Revised Page 23-2
Cancels Original Page 23-2

ACCESS SERVICES

Reserved for Future Use

(D)

(D)
(D)

(TR 93)

Issued: November 16, 2017

Effective: December 1, 2017

4001 Rodney Parham Road
Little Rock, AR 72212